

Superslim Cassette 840x840

PRODUCT SHEET



KID-05 S

Recommended controller



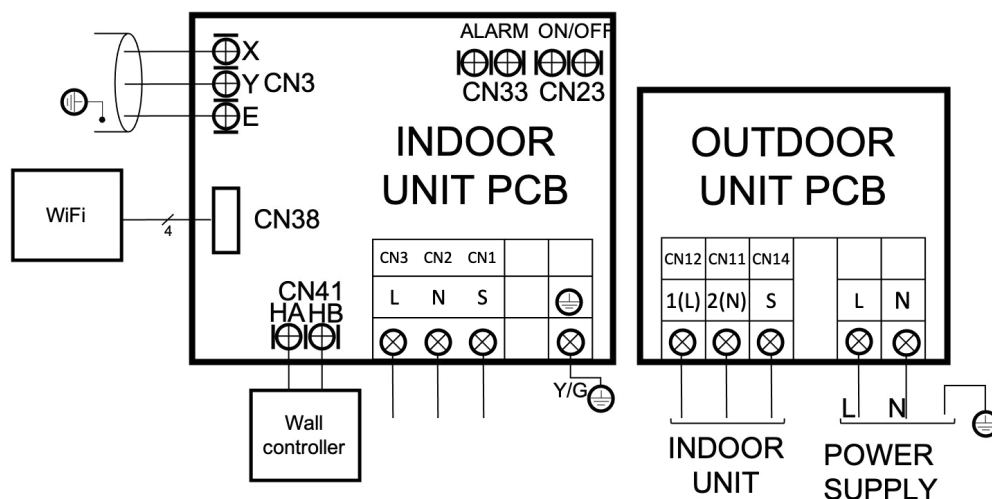
Product certified by:



FEATURES

Model	KCISA-71 DVR13
Cooling capacity	7,03 kW
Cooling power input	2.320 W
Heating capacity	7,62 kW
Heating power input	1.900 W
ErP Classification cold/heat	A++ / A+
Airflow (indoor)	992/1.118/1.247 m³/h
Sound pressure (indoor)	42/47,50/50 dB(A)
Airflow (outdoor)	3.500 m³/h
Sound pressure (outdoor)	60 dB(A)
Power supply	220-240 V / 1 / 50 Hz
Max. input	19 A
Power wiring (indoor)	With communication
Power wiring (outdoor)	(2+T)x2,50 mm²
Communication wiring	(3+T)x1 mm²

WIRING DIAGRAM



NOTES:

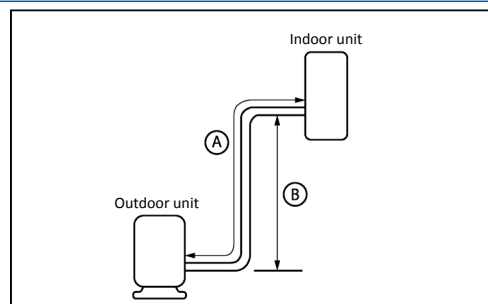
(1) The data and specifications present in this sheet may vary without notice.

(2) The images on this sheet are indicative and may be different from the final machine.

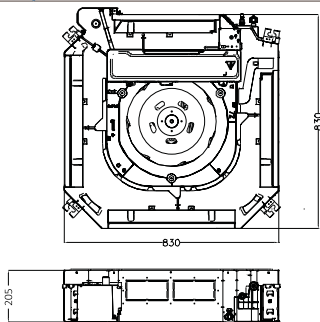
COOLING CONNECTION

Model	
Refrigerating pipes	Ø3/8" / Ø5/8"
Refrigerant charge / Additional charge	1,50 kg / 0,024 kg
Indoor drain pipe	Ø32
Max. pipe length (A)	50 m
Max. level difference (B)	25 m

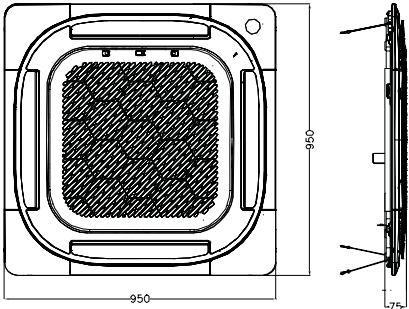
KCISA-71 DVR13



DIMENSIONS & WEIGHT INDOOR

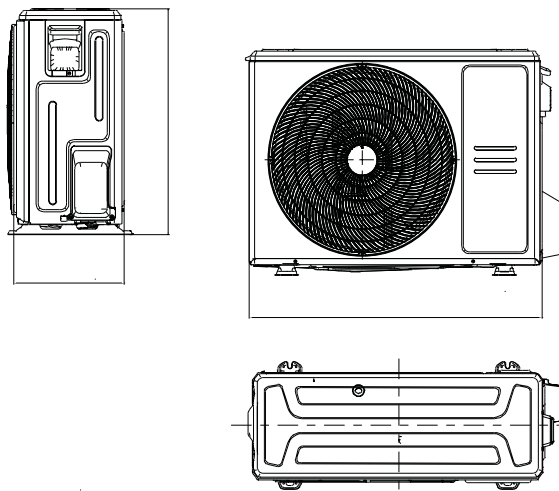
Model	KCIS-71 DR13
	
Weight	kg

DIMENSIONS & WEIGHT PANEL

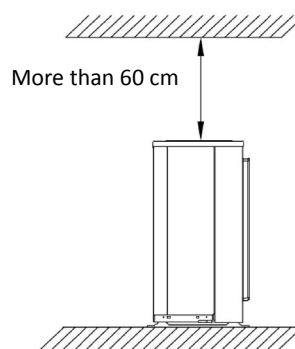
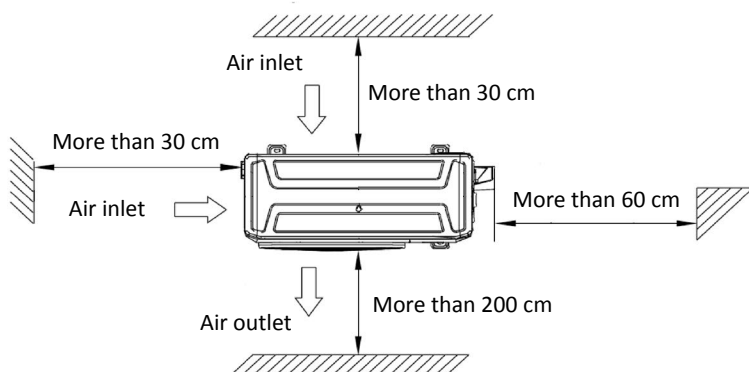
Model	KPA4-04B 840x840
	
Weight	6 kg

DIMENSIONS & WEIGHT OUTDOOR

Model	KUE-71 DVR13
Width	890 mm
Height	673 mm
Depth	342 mm
Weight	43,90 kg



INSTALLATION




Superslim Cassette 840x840

PRODUCT SHEET



KID-05 S

Recommended controller



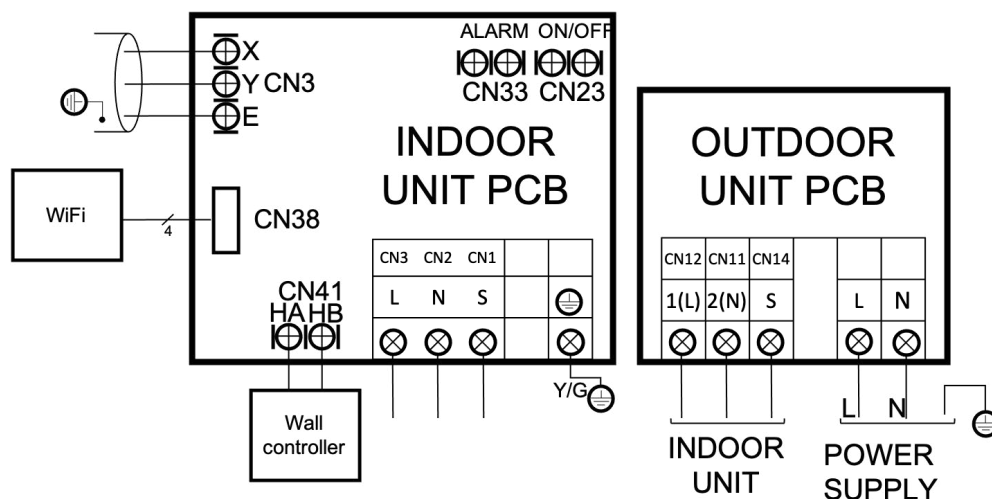
Product certified by:



FEATURES

Model	KCISA-90 DVR13
Cooling capacity	8,79 kW
Cooling power input	2.750 W
Heating capacity	9,38 kW
Heating power input	2.450 W
ErP Classification cold/heat	A++ / A+
Airflow (indoor)	1.300/1.530/1.700 m³/h
Sound pressure (indoor)	46/48/50,50 dB(A)
Airflow (outdoor)	3.800 m³/h
Sound pressure (outdoor)	62 dB(A)
Power supply	220-240 V / 1 / 50 Hz
Max. input	20 A
Power wiring (indoor)	With communication
Power wiring (outdoor)	(2+T)x2,50 mm²
Communication wiring	(3+T)x1 mm²

WIRING DIAGRAM

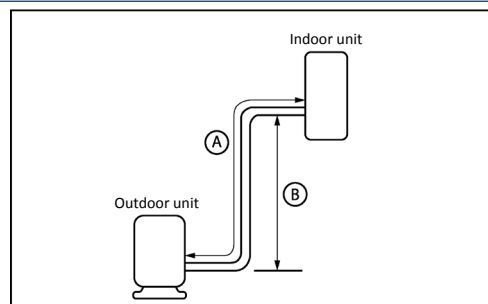


NOTES:
(1) The data and specifications present in this sheet may vary without notice.
(2) The images on this sheet are indicative and may be different from the final machine.

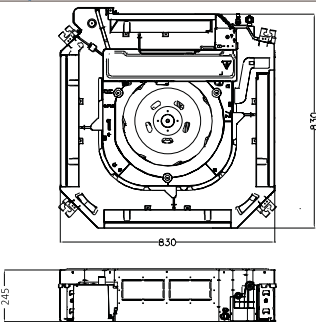
COOLING CONNECTION

Model	
Refrigerating pipes	Ø3/8" / Ø5/8"
Refrigerant charge / Additional charge	2 kg / 0,024 kg
Indoor drain pipe	Ø32
Max. pipe length (A)	50 m
Max. level difference (B)	25 m

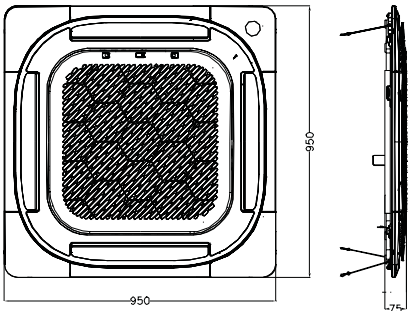
KCISA-90 DVR13



DIMENSIONS & WEIGHT INDOOR

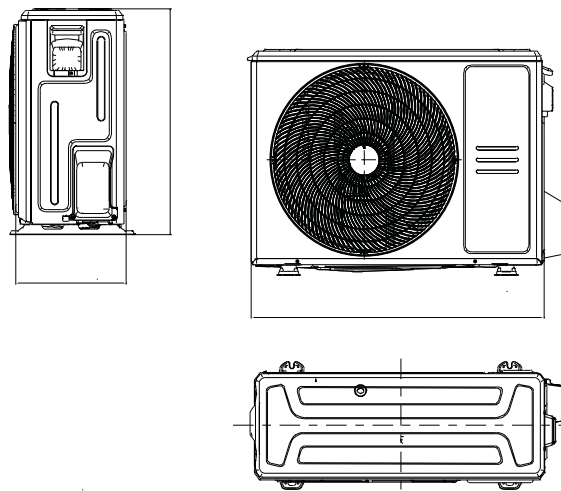
Model	KCIS-90 DR13
	
Weight	24,60 kg

DIMENSIONS & WEIGHT PANEL

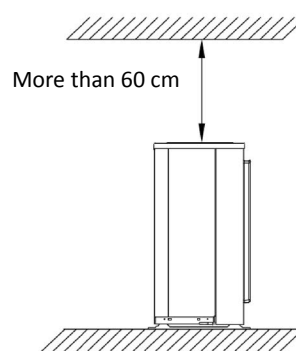
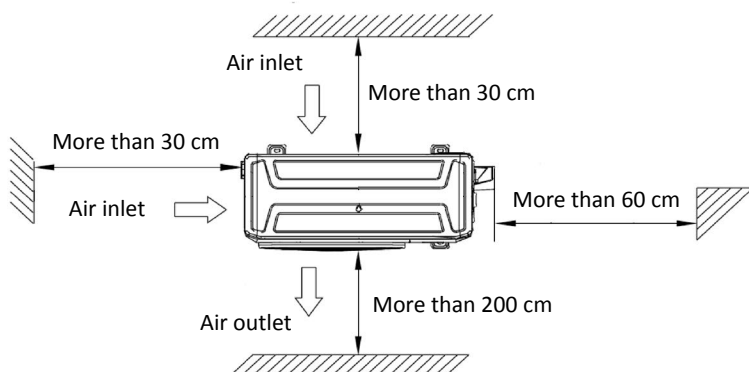
Model	KPA4-04B 840x840
	
Weight	6 kg

DIMENSIONS & WEIGHT OUTDOOR

Model	KUE-90 DVR13
Width	946 mm
Height	810 mm
Depth	410 mm
Weight	52,80 kg



INSTALLATION




Superslim Cassette 840x840

PRODUCT SHEET



KID-05 S

Recommended controller



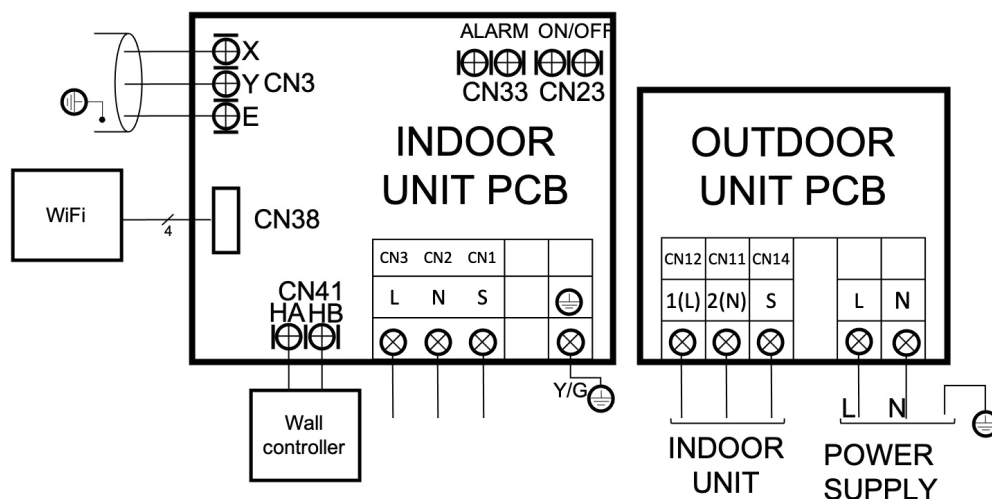
Product certified by:



FEATURES

Model	KCISA-105 DVR13
Cooling capacity	10,55 kW
Cooling power input	3.950 W
Heating capacity	11,14 kW
Heating power input	3.000 W
ErP Classification cold/heat	A++ / A+
Airflow (indoor)	1.300/1.530/1.700 m³/h
Sound pressure (indoor)	46/49/51 dB(A)
Airflow (outdoor)	4.000 m³/h
Sound pressure (outdoor)	63 dB(A)
Power supply	220-240 V / 1 / 50 Hz
Max. input	22,50 A
Power wiring (indoor)	With communication
Power wiring (outdoor)	(2+T)x4 mm²
Communication wiring	(3+T)x1 mm²

WIRING DIAGRAM



NOTES:

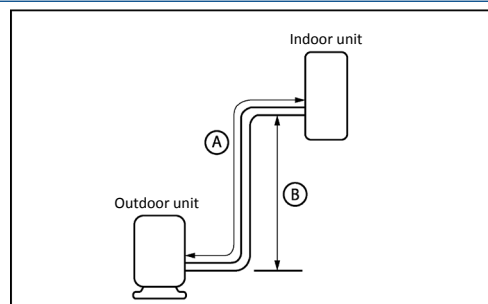
(1) The data and specifications present in this sheet may vary without notice.

(2) The images on this sheet are indicative and may be different from the final machine.

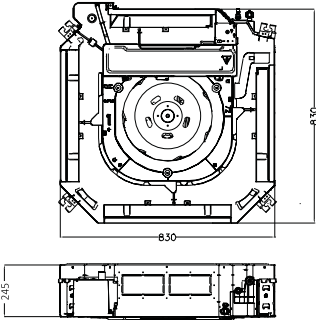
COOLING CONNECTION

Model	
Refrigerating pipes	Ø3/8" / Ø5/8"
Refrigerant charge / Additional charge	2,40 kg / 0,024 kg
Indoor drain pipe	Ø32
Max. pipe length (A)	65 m
Max. level difference (B)	30 m

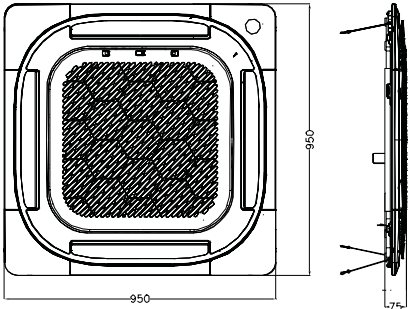
KCISA-105 DVR13



DIMENSIONS & WEIGHT INDOOR

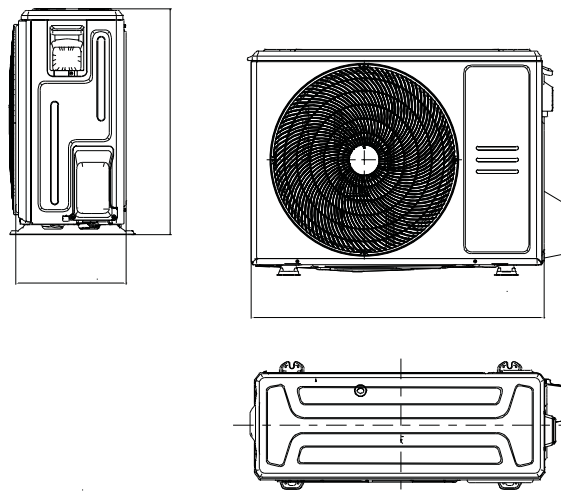
Model	KCIS-105 DR13
	
Weight	27,20 kg

DIMENSIONS & WEIGHT PANEL

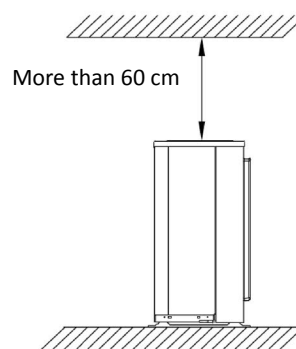
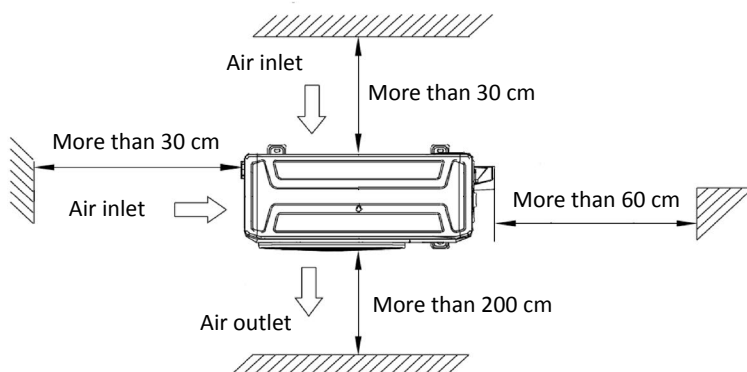
Model	KPA4-04B 840x840
	
Weight	6 kg

DIMENSIONS & WEIGHT OUTDOOR

Model	KUE-105 DVR13
Width	946 mm
Height	810 mm
Depth	410 mm
Weight	80,50 kg



INSTALLATION




Superslim Cassette 840x840

PRODUCT SHEET



KID-05 S

Recommended controller



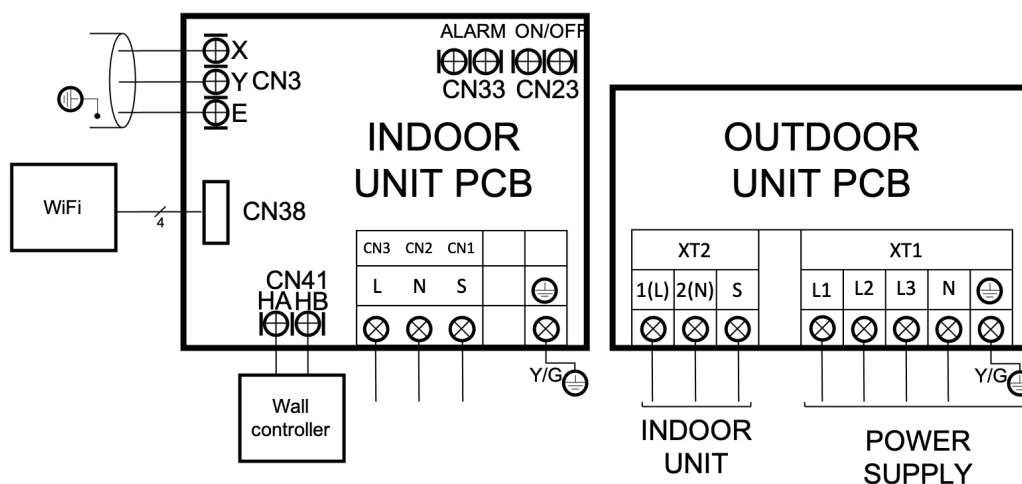
Product certified by:



FEATURES

Model	KCISA-105 DTR13
Cooling capacity	10,55 kW
Cooling power input	4.000 W
Heating capacity	11,14 kW
Heating power input	3.000 W
ErP Classification cold/heat	A++ / A+
Airflow (indoor)	1.300/1.530/1.700 m³/h
Sound pressure (indoor)	46/49/51 dB(A)
Airflow (outdoor)	4.000 m³/h
Sound pressure (outdoor)	63 dB(A)
Power supply	380-415 V / 3 / 50 Hz
Max. input	10 A
Power wiring (indoor)	With communication
Power wiring (outdoor)	(4+T)x2,50 mm²
Communication wiring	(3+T)x1 mm²

WIRING DIAGRAM



NOTES:

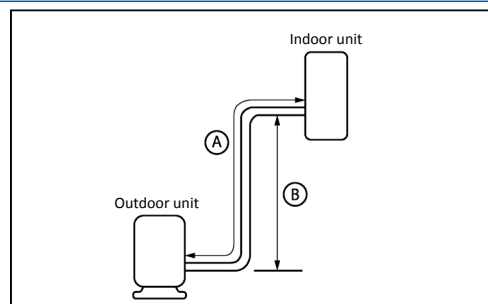
NOTES:
(1) The data and specifications present in this sheet may vary without notice.

(2) The images on this sheet are indicative and may be different from the final machine.

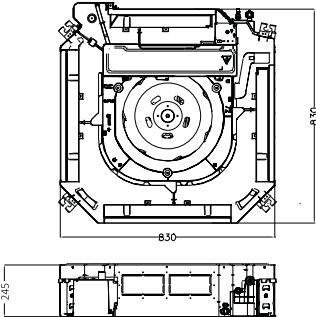
COOLING CONNECTION

Model	
Refrigerating pipes	Ø3/8" / Ø5/8"
Refrigerant charge / Additional charge	2,40 kg / 0,024 kg
Indoor drain pipe	Ø32
Max. pipe length (A)	75 m
Max. level difference (B)	30 m

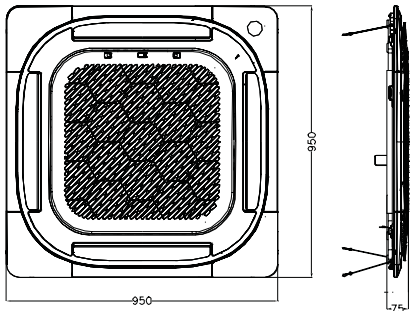
KCISA-105 DTR13



DIMENSIONS & WEIGHT INDOOR

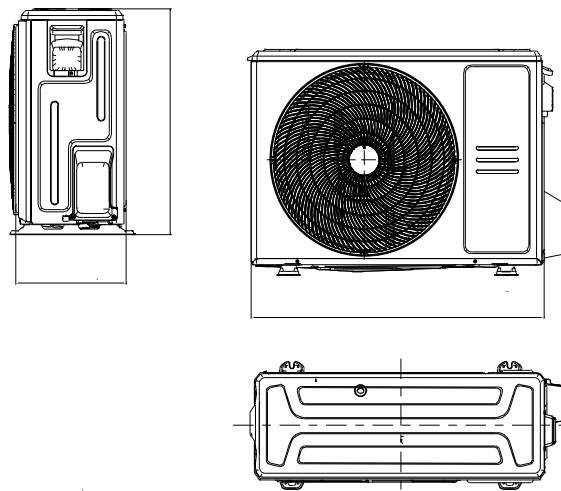
Model	KCIS-105 DR13
	
Weight	27,20 kg

DIMENSIONS & WEIGHT PANEL

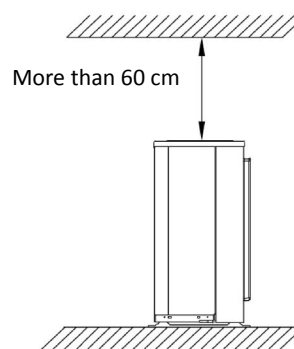
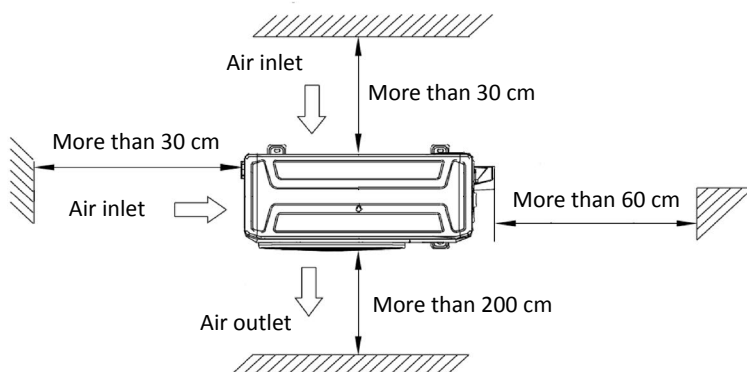
Model	KPA4-04B 840x840
	
Weight	6 kg

DIMENSIONS & WEIGHT OUTDOOR

Model	KUE-105 DTR13
Width	946 mm
Height	810 mm
Depth	410 mm
Weight	80,50 kg



INSTALLATION



Superslim Cassette 840x840

PRODUCT SHEET



KID-05 S

Recommended controller



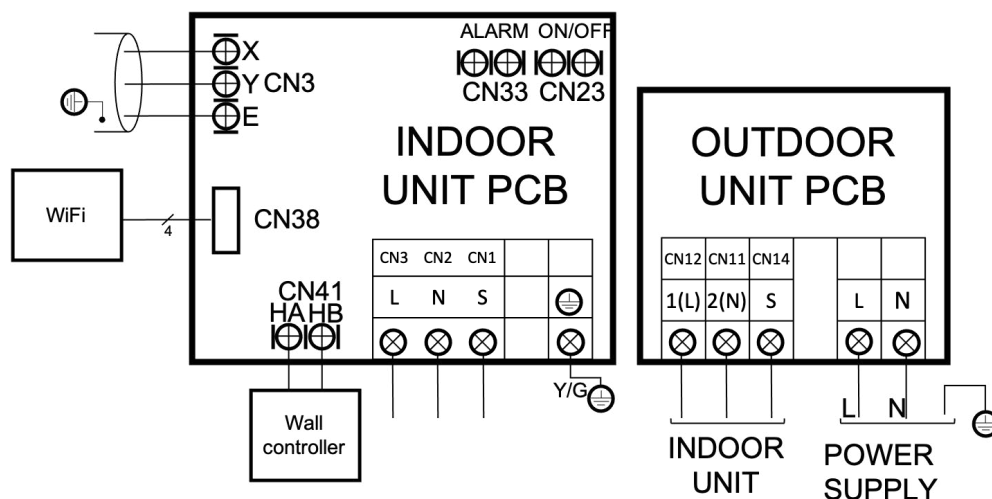
Product certified by:



FEATURES

Model	KCISA-125 DVR13
Cooling capacity	12,02 kW
Cooling power input	4.200 W
Heating capacity	13,48 kW
Heating power input	3.700 W
ErP Classification cold/heat	A++ / A+
Airflow (indoor)	1.600/1.750/1.900 m³/h
Sound pressure (indoor)	47,50/50/52,50 dB(A)
Airflow (outdoor)	4.000 m³/h
Sound pressure (outdoor)	63 dB(A)
Power supply	220-240 V / 1 / 50 Hz
Max. input	22,50 A
Power wiring (indoor)	With communication
Power wiring (outdoor)	(2+T)x4 mm²
Communication wiring	(3+T)x1 mm²

WIRING DIAGRAM

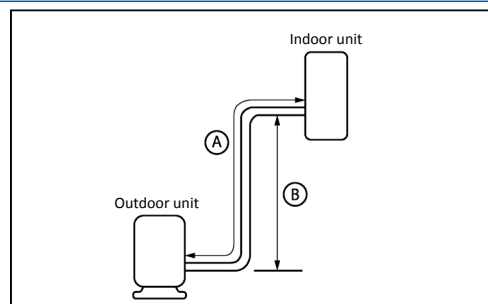


NOTES:
(1) The data and specifications present in this sheet may vary without notice.
(2) The images on this sheet are indicative and may be different from the final machine.

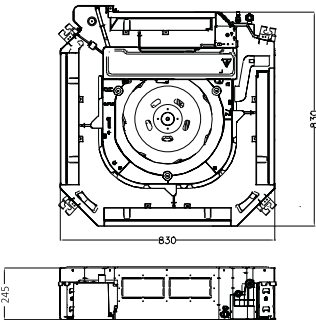
COOLING CONNECTION

Model	
Refrigerating pipes	Ø3/8" / Ø5/8"
Refrigerant charge / Additional charge	2,80 kg / 0,024 kg
Indoor drain pipe	Ø32
Max. pipe length (A)	75 m
Max. level difference (B)	30 m


KCISA-125 DVR13



DIMENSIONS & WEIGHT INDOOR

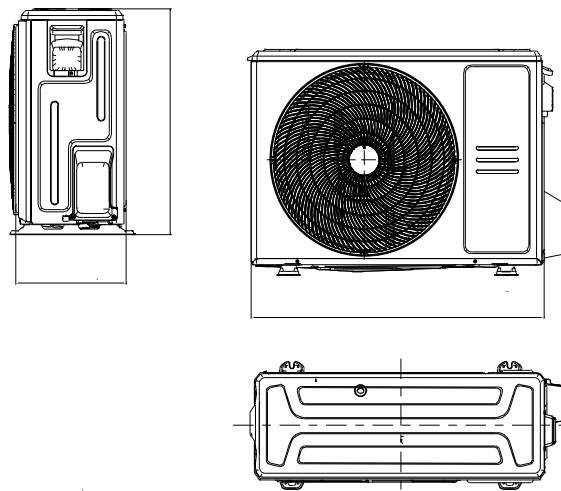
Model	KCIS-125 DR13
	
Weight	29,30 kg

DIMENSIONS & WEIGHT PANEL

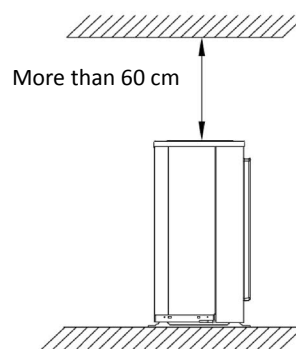
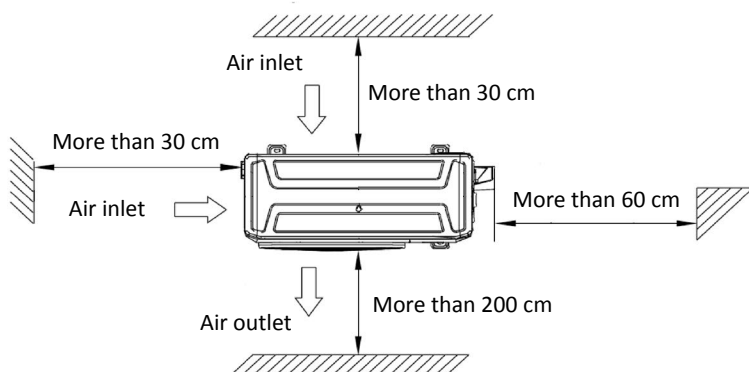
Model	KPA4-04B 840x840
	
Weight	6 kg

DIMENSIONS & WEIGHT OUTDOOR

Model	KUE-125 DVR13
Width	946 mm
Height	810 mm
Depth	410 mm
Weight	71 kg



INSTALLATION



Superslim Cassette 840x840

PRODUCT SHEET



KID-05 S

Recommended controller



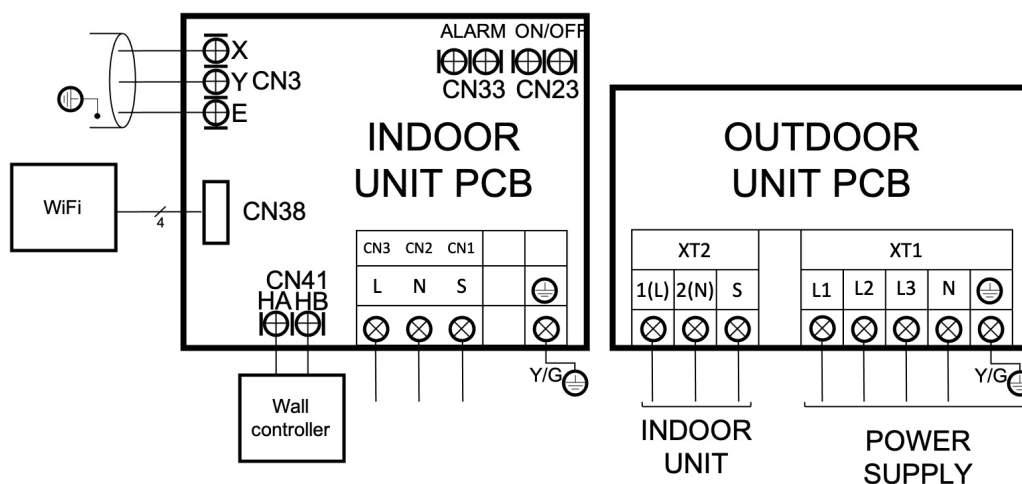
Product certified by:



FEATURES

Model	KCISA-140 DTR13
Cooling capacity	14,07 kW
Cooling power input	4.650 W
Heating capacity	16,12 kW
Heating power input	4.580 W
ErP Classification cold/heat	A++ / A+
Airflow (indoor)	1.600/1.750/1.900 m³/h
Sound pressure (indoor)	48/50,50/52,50 dB(A)
Airflow (outdoor)	7.500 m³/h
Sound pressure (outdoor)	63,50 dB(A)
Power supply	380-415 V / 3 / 50 Hz
Max. input	13 A
Power wiring (indoor)	With communication
Power wiring (outdoor)	(4+T)x2,50 mm²
Communication wiring	(3+T)x1 mm²

WIRING DIAGRAM



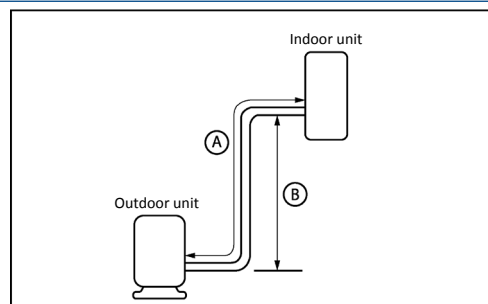
NOTES:

(1) The data and specifications present in this sheet may vary without notice.

(2) The images on this sheet are indicative and may be different from the final machine.

COOLING CONNECTION

Model	KCISA-140 DTR13
Refrigerating pipes	Ø3/8" / Ø5/8"
Refrigerant charge / Additional charge	2,80 kg / 0,024 kg
Indoor drain pipe	Ø32
Max. pipe length (A)	75 m
Max. level difference (B)	30 m



DIMENSIONS & WEIGHT INDOOR


Model	KCIS-140 DR13
Weight	29,30 kg

DIMENSIONS & WEIGHT PANEL

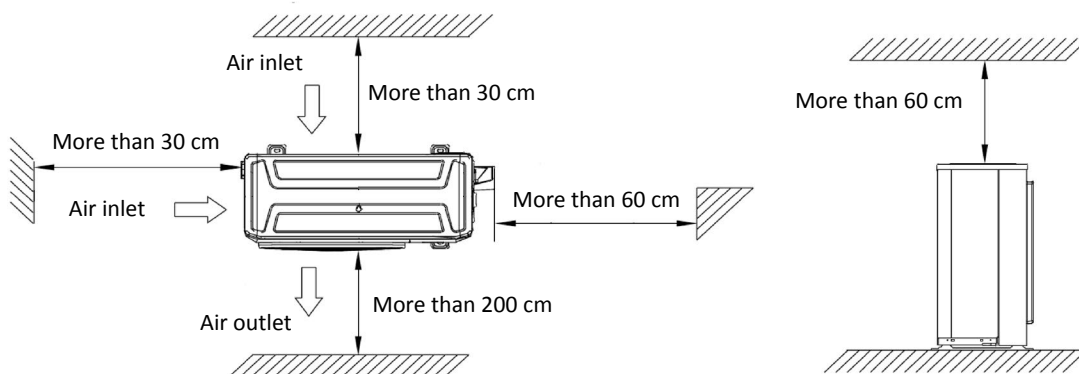
Model	KPA4-04B 840x840
Weight	6 kg

DIMENSIONS & WEIGHT OUTDOOR

Model	KUE-140 DTR13
Width	946 mm
Height	1.333 mm
Depth	415 mm
Weight	107 kg



INSTALLATION



Superslim Cassette 840x840

PRODUCT SHEET



KID-05 S

Recommended controller



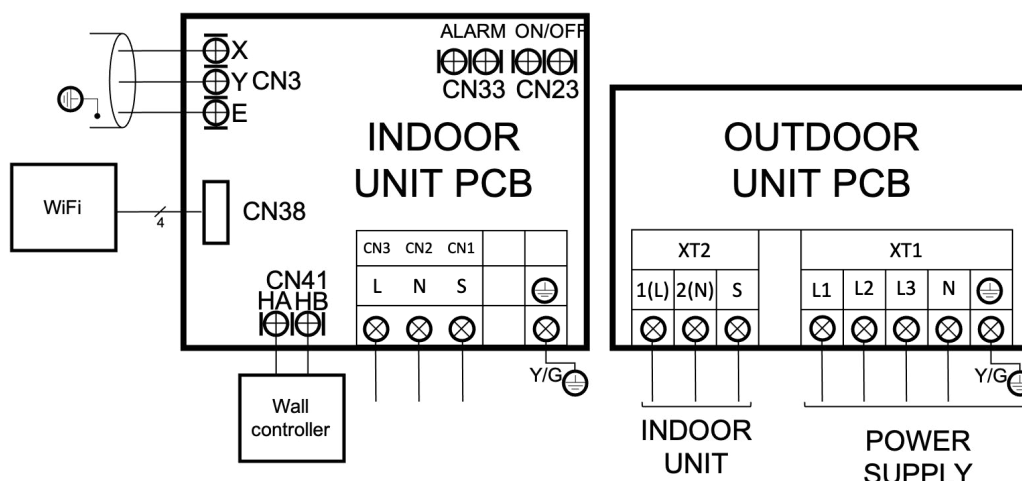
Product certified by:



FEATURES

Model	KCISA-160 DTR13
Cooling capacity	15,24 kW
Cooling power input	5.000 W
Heating capacity	18,17 kW
Heating power input	5.500 W
ErP Classification cold/heat	A++ / A+
Airflow (indoor)	1.650/1.850/2.000 m³/h
Sound pressure (indoor)	49,50/52/54,50 dB(A)
Airflow (outdoor)	7.500 m³/h
Sound pressure (outdoor)	64 dB(A)
Power supply	380-415 V / 3 / 50 Hz
Max. input	14 A
Power wiring (indoor)	With communication
Power wiring (outdoor)	(4+T)x2,50 mm²
Communication wiring	(3+T)x1 mm²

WIRING DIAGRAM



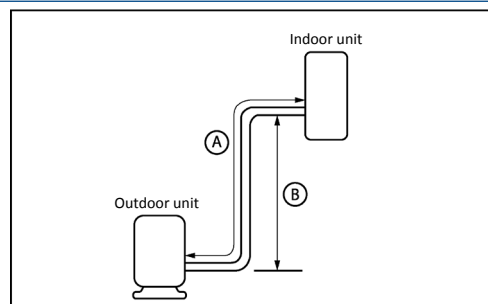
NOTES:

(1) The data and specifications present in this sheet may vary without notice.

(2) The images on this sheet are indicative and may be different from the final machine.

COOLING CONNECTION

Model	KCISA-160 DTR13
Refrigerating pipes	Ø3/8" / Ø5/8"
Refrigerant charge / Additional charge	3 kg / 0,024 kg
Indoor drain pipe	Ø32
Max. pipe length (A)	75 m
Max. level difference (B)	30 m



DIMENSIONS & WEIGHT INDOOR


Model	KCIS-160 DR13
Weight	29,30 kg

DIMENSIONS & WEIGHT PANEL

Model	KPA4-04B 840x840
Weight	6 kg

DIMENSIONS & WEIGHT OUTDOOR

Model	KUE-160 DTR13
Width	952 mm
Height	1.333 mm
Depth	415 mm
Weight	107 kg



INSTALLATION

