KAYSUN

CATALOGUE 2021

HVAC systems

MARCH 2021

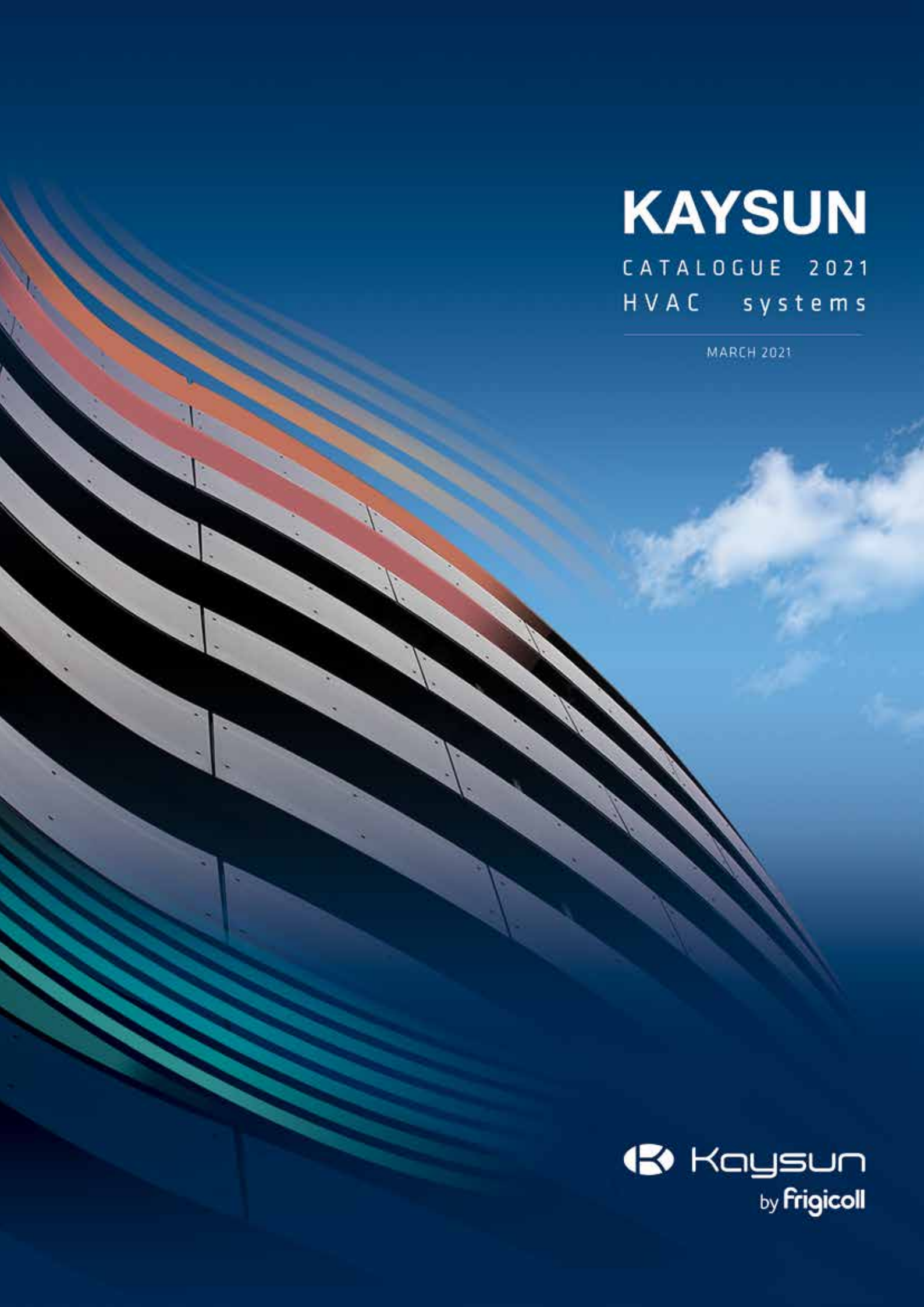

Kaysun

by Frigicoll

frigicoll

www.ultraline.lv
Ultraline LTD
info@ultraline.lv

www.kaysun.es
www.frigicoll.es

Kaysun by frigicoll

Inspiration, Innovation, Evolution

The total or partial reproduction of this catalogue without the express authorisation of Frigicoll S.A. is prohibited.

GENERAL CONTENTS

Climate control and energy catalogue **April 2021**

SUITE RESIDENTIAL PRODUCT RANGE

SUITE 1X1	28
INTRODUCTION TO THE PRODUCT RANGE	28
SETS	33
PORTABLE	34
CASUAL	36
PRODIGY	38
ONNIX	40
PROGIGY PRO	42
DOUBLE FLOW CONSOLE	44
MULTISYSTEM SUITE	46
INTRODUCTION TO THE PRODUCT RANGE	46
OUTDOOR UNITS MULTISYSTEM	48
INDOOR UNITS MULTISYSTEM	50
COMBINED UNITS	52
KEY INSTALLATIONS	58

AQUATIX HEAT PUMPS RANGE

PRESENTATION OF THE AQUATIX RANGE	62
AQUANTIA	62
KHPIS-BI PRO	70
KHPMS-BI PRO	72
KHPS-MO PRO	74
KHPS-MO PRO HP	76
KHHP-BI	78
DOMESTIC HOT WATER TANKS	80
COMPAK	81
KEY INSTALLATIONS	82

ZEN COMMERCIAL RANGE

INTRODUCTION TO THE PRODUCT RANGE	88
SETS	91
DUCTS	92
HIGH CAPACITY FRONT AIR DISCHARGE	96
CASSETTE 600X600	98
SUPERSLIM CASSETTE 840X840	100
FLOOR / CEILING	104
TWINS	106

ZEN HIGH-CAPACITY COMMERCIAL RANGE

INTRODUCTION TO THE PRODUCT RANGE	112
HIGH CAPACITY FRONT AIR DISCHARGE	114
HIGH PRESSURE FRONT AIR DISCHARGE	116
HIGH PRESSURE VERTICAL DISCHARGE	118
WATER CONDENSED	120
KEY INSTALLATIONS	122

AMAZON INDUSTRIAL VRF RANGE

INTRODUCTION TO THE RANGE		126
INDOOR UNITS		133
WALL-MOUNTED	KAYF	136
DOUBLE FLOW CONSOLE	KSDF	138
FLOOR STANDING EXPOSED/CONCEALED	KS(E)F	140
CEILING/FLOOR	KPCF	142
ONE WAY CASSETTE	KCOF	144
CASSETTE ART FLUX 360° 600X600	KCIF	146
CASSETTE ART FLUX 360° 840X840	KCIBF	148
DUCTS	KPDF	150
HIGH CAPACITY DUCTS	KPDHF	152
HIGH TEMPERATURE HYDRAULIC MODULE	KWF	154
KAHU	KAHU	156
OUTDOOR UNITS		158
2 PIPES		
MINI AMAZON II SINGLE PHASE	KMF DVN4	162
MINI AMAZON II THREE PHASE	KMF DTN2	164
AMAZON UNITARIO III FRONT AIR DISCHARGE	KMF	166
2 PIPES		
AMAZON UNITARIO TOP DISCHARGE	K2UF DN4S	168
2 PIPES		
AMAZON V	K2F DN5S	172
AMAZON W	K2F DN3W	176
3 PIPES		
AMAZON IV HR	K3F DN3S	178
CHANGEOVER BOXES	KVBM	180
PIPELINE DIMENSIONS		182
DISTANCES AND HEIGHT DIFFERENCES		194
KEY INSTALLATIONS		198

NEXUS CHILLERS RANGE

INTRODUCTION TO THE PRODUCT RANGE	204
CHILLERS	208
MINICHILLERS FULL DC INVERTER	210
MODULAR FULL DC INVERTER CHILLERS 30-60 KW	212
MODULAR FULL DC INVERTER CHILLERS 90 KW	214
EXTERNAL HYDRAULIC KITS	216
KEY INSTALLATIONS	218

FAN COILS RANGE

INTRODUCTION TO THE PRODUCT RANGE		224
UNITS		227
CEILING & FLOOR 2	KFC-S2(E)	228
CEILING & FLOOR	KFC-S(E)	230
CASSETTES 600X600	KFC-CI	232
CASSETTES 840X840	KFC-CIS	234
WALL-MOUNTED	KFC-AY	236
DUCTS	KFC-PD	238
FANCOILS CONTROLLERS		240
KEY INSTALLATIONS		242

CONTROLS SYSTEM CONTROL RANGE

IINTRODUCTION TO THE PRODUCT RANGE	248
INDIVIDUAL WIRELESS CONTROLLERS	249
INDIVIDUAL WIRED CONTROLLERS	250
CENTRALISED CONTROLLERS	252
WEB BASED CENTRAL CONTROLLERS	254
BMS	256
BACNET	257
KNX	258
LONWORKS	259
WIFI	260
ACCESSORIES	262
KEY INSTALLATIONS	264

IAQ. INDOOR AIR QUALITY

INTRODUCTION TO THE PRODUCT RANGE	268
KPU-350.1	270
KPU-700.1	272
PCO	274
PURO AIR KIT	275
KRE	276
KRE DX	278
ERP PRO	280
AZURE	282
EVO-C	284
EVO-R	286
EVO M	288

Kaysun by Frigicoll

Frigicoll Who we are

Frigicoll is a family-owned Spanish company that has been in operation for more than 60 years and is a pioneer in the introduction of technological solutions of leading global brands in various sectors of industry.

At Frigicoll we undertake comprehensive projects, supplying machinery to the air conditioning, energy, transportation, food and catering and refrigeration sectors, as well as to the household appliances sector.

OUR VALUES

Our whole history has been notable for our contribution to the market: the best quality of product, trust, proximity and excellence in customer service and an ongoing quest for improvement and innovation, attributes that have made us leaders in the market. With a long record of providing premkum integrated solutions, we face the future with the desire to keep searching for new, sustainable technological solutions.

CSR

Corporate social responsibility is one of the fundamental pillars of Frigicoll, carrying out actions based on the growth and social commitment of its employees and actions that help create a better, fairer and more sustainable world.

This is our story

1957
Fernando Coll Soms began his operations in the automobile sector as an importer and distributor of spare parts and accessories. In the 1960s, he added air conditioning systems and, later, refigeration equipment for transport to his repertoire.

1967
Fernando Coll Soms, S.A. is founded. The company became a distributor of the Liebherr brand.

1969
We opened our first office in Madrid. This period was characterised by a broad vision of the needs of the market and the subsequent diversification of products.

1970
The company started production of refrigeration units for transport, becoming the only Spanish manufacturer engaged in this activity.

1975
The name of the company was changed to Frigicoll, S.A.

1982
The company became a distributor of Thermo King in Spain.

1985
Joint venture created with Thermo King.

1987
The climate control business was created.

1988
A new branch is opened on the Canary Islands.

1996
We consolidated ourt position, opeming opening two new subsidiaries in Murcia and Valencia.

2001
Relocation of our headquarters from Madrid to the municipality of Coslada. In this way, we expanded our presence and positioneoutselves as pioneers and leaders in the Spanish market for high-tech products and first-rate solutions.

2002-2011
We started up subsidiaries of the Frigicoll group in Sevilla, Lugo, Madrid Sur, Cádiz and Barcelona Norte in the area of refrigeration for transport, as well as Ecliman, a manufacturer of refirgeration systrems designed to improve energy efficiency and environmental protection.

2004
We created Kaysun, our brand that specialises in the industrial segment and residential segmentwitn a very clear idea: to transfer all of the experience in products and services at the compny to the development of this line of business.

2012
We boosted the central zone with the refurbishment and development of the installations in Madrid (Coslada) and inaugurated the logistics centre in Vila-Rodona.

2015
We completed construction of our office in the south of Madrid (Getafe) so that it, together with Coslada, can provide clients with access to our service bases located in the centre.

2017
We inaugurate our new headquarters in Barcelona and also The Art of Living Frigicoll in Madrid to exhibit our advanced household appliances.

We reach an agreement with Midea, a household appliances brand, for an exclusive distribution of air conditioners in Spain.

2019
Frigicoll and Midea reach an agreement for Midea air conditioners distribution in France. Frigicoll France is established.

We inaugurate our second showroom, The Art of Living Frigicoll, in Barcelona.

We reached an agreement with Clivet for the exclusive distribution in the Spanish market of the entire product range.

2020
Midea has signed an agreement with Frigicoll to distribute household appliances in Spain.

We have opened AKD Midea, the new technical training centre for professionals in the air conditioning sector.

Business units

Transport

Frigicoll offers refrigeration systems for the transportation and distribution of perishable products, climate control for coaches and buses, refrigerated mobile containers and solutions for the transportation of pharmaceutical products. It holds the official concession for the Thermoking brand in Spain and Portugal and offers technical support through a network of its own workshops and associated services that covers the whole of Spain, with ongoing service available 24 hours a day, 365 days a year.

THERMO KING

Inventor of the refrigeration system for transport.

COLDTAINER

A pioneer in refrigerated mobile containers.

Household appliances

Frigicoll offers all equipment for high-end household cooking through the Liebherr, De Dietrich and Falmec brands, leaders in refrigeration, cooking and vacuuming. The three brands are a perfect alliance of design, quality and technology, turning each kitchen into a unique space and guaranteeing the best services for the client.

LIEBHERR

More than 60 years as leader in the world of cold.

De Dietrich

The best, most powerful induction and the ability to detect recipients.

falmec

The most silent extractor hoods in the market (NRS technology).

Midea

World's No.1 Consumer Appliances Producer

HVAC systems

In Spain and France, Frigicoll has an alliance with Midea, a world leader in air treatment equipment**, to offer integrated climate control projects suitable for all types of installations, from the residential range to the industrial range. Frigicoll is also present in leading projects worldwide with its own brand, Kaysun, with which it has experienced rapid expansion overseas.

Midea

The manufacturer of one in every five air conditioning units worldwide.

CLIVET A Group Company of Midea

Experts in chillers, heat pumps, rooftops, primary air, water-air heat pumps and exclusive systems for residential.

Kaysun

Great versatility of equipment and advanced technological innovation.

* Source: Euromonitor International Limited; Consumer Appliances 20ed, per consumer appliance defined to include production of dishwashers/ refrigeration appliance/ home laundry appliances/ large cooking appliance/ microwaves/ air conditioners, producer volume in units, 2019 data.
** Source: Euromonitor International Limited; Consumer Appliances 20ed retail volume sales in units, 2019 data.

Hotels/Catering

We supply high quality machinery with cutting-edge technology for the exhibition and storage of perishable products as well as professional kitchen equipment for the catering sector.

Plus the following brands: ADVENTYS, FIREX, MORETTI FORNI, SILKO, MENUMASTER Commercial, hiber, ambach

Hotels

LAINOX

The first oven with a cloud WiFi connection (Lainox Naboo).

COMENDA

An internal energy cycle that reduces detergent, water and electricity consumption by 50%

LIEBHERR

Strict temperature and moisture control in laboratory coolers and reliability in gastronomy.

Refrigeration

Frigicoll

Complete range of commercial refrigeration solutions.

DORIN

Complete range of high quality refrigeration compressors.

LIEBHERR

Specialized furniture for supermarkets, with R-290 refrigerant.

Spare Parts

Frigicoll also has a spare parts business, the aim of which is to provide the best possible service with delivery within 24h and specialist advice and service for each product over the phone, so as to protect the prestige and excellence of the products represented.

Frigicoll spare parts

- Automated logistics warehouse of 2,500m².
- 30,000 parts in stock.
- + 200 shipments daily.
- + 400.000 delivered items per year.

After-sales service

To ensure the quality of service at all stages of its value chain, Frigicoll has a highly specialised after-sales service area to foster the agile and effective resolution of any incidents that may arise.

Frigicoll after-sales service

- ISO 9001 and ISO 14001.
- Over 170 technical asistance points across the whole of the mainland, the Canary Islands and Portugal, as well as 11 service centres.
- Uninterrupted service all year round (24/7 in the transport unit).

Kaysun by frigicoll

"A well-established Team"

Over more than 60 years, Frigicoll has worked at all times in collaboration with the most reputable brands in the different business units that comprise the company. Our technical team has combined, for each and every project, the premium qualities of our equipment with its professional experience to achieve the best outcomes. Today we complete key installations, noteworthy due to both the technological prowess of their solutions and their social importance.

In the HVAC Business Unit, we are proud to apply our first-hand knowledge, acquired from our long history and the best professionals, to the continual development of our own brand, Kaysun, which grows more established every day with a strong national and international plan. We have a clear goal: to continue providing the best residential and industrial solutions with comprehensive offerings underpinned by a constantly evolving and diverse range of products. That is why we remain loyal to our brand's philosophy – a balance between technology, efficiency, cost and warranty.

We believe that the best way to explain to you why Kaysun is rising to the top in the sector is to invite you to experience our work first hand.
Thank you for joining us.
Your trust is our guide.

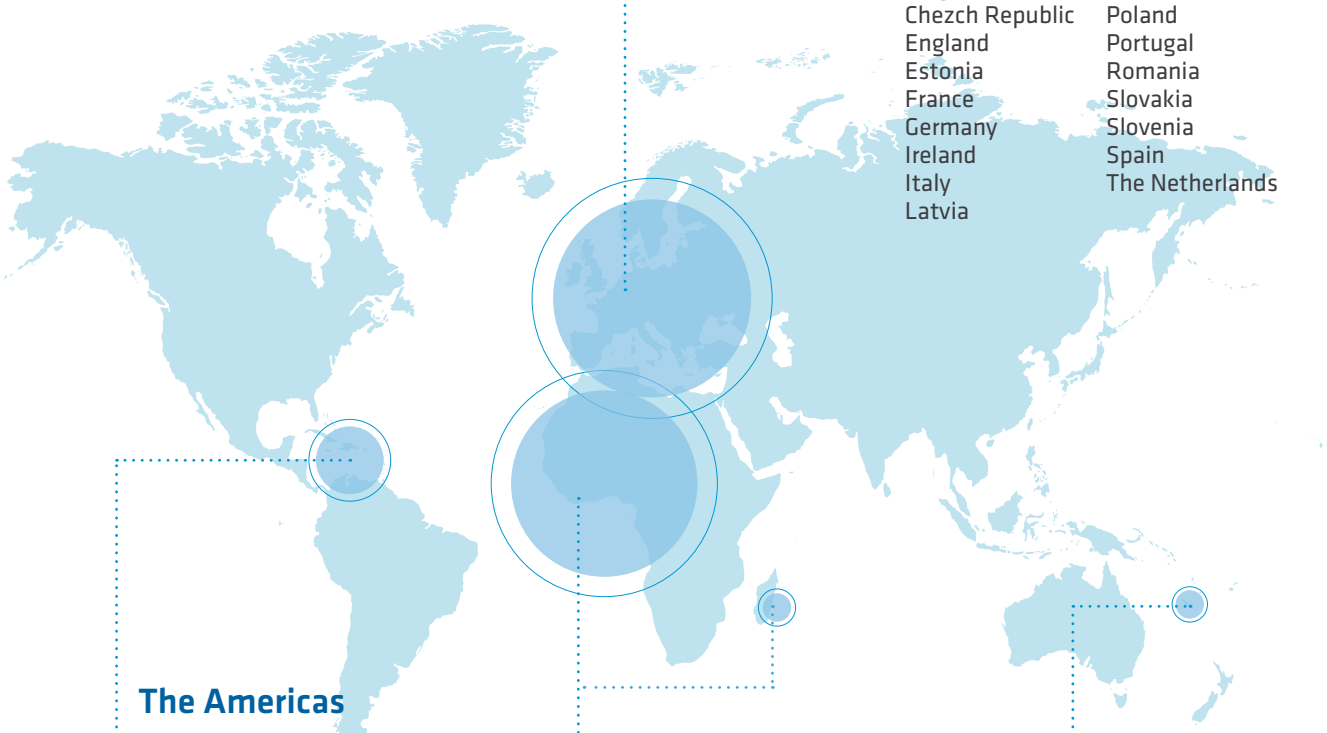

Europe

Andorra
Austria
Belgium
Chezch Republic
England
Estonia
France
Germany
Ireland
Italy
Latvia
Lithuania
Luxembourg
Malta
Poland
Portugal
Romania
Slovakia
Slovenia
Spain
The Netherlands

The Americas

French Guiana
Guadaloupe
Martinique
Saint Martin

Africa

Algeria
Benin
Burkina Faso
Cameroon
Congo
Gabon
Ghana
Guinea
Ivory Coast
Mali
Mauritania
Morocco
Nigeria
Reunion
Senegal
Togo

Oceania

New Caledonia
New Zeland

"Ten reasons why we stand out"

1 THE FRIGICOLL GUARANTEE

Frigicoll is known for its premium products and its broad experience in excellent after-sales services. KAYSUN, the company's own brand, was developed with the standards for quality and technological innovation that have always set us apart.

2 MAXIMUM RELIABILITY OF OUR EQUIPMENT

We guarantee that our units will have a long service life, thanks to top-quality materials. This ensure that **the need to make use** of their warranties is reduced to a minimum.

3 ISO 9001 / ISO 14001

The quality of our products and environment benefits are two key pillars for KAYSUN. We are proud to have achieved **ISO 9001** and **ISO 14001**, under the seal of Frigicoll.

4 WIDE RANGE

We offer **comprehensive solutions for any facility** thanks to the diversity of our product ranges. From residential split systems to the most complex water terminal units, and including air curtains, recovery systems, VRFs, chillers, solar and domestic hot water units.

5 COMPREHENSIVE PROJECTS

Our team of expert technicians carries out HVCA and ventilation comprehensive specific projects for every single customer, which allows our company to be able to adapt to any space and need. A personalised advice complements this service, thus ensuring the correct performance of our installation works.

6 CUTTING-EDGE TECHNOLOGY

Our forward-looking approach goes hand-in-hand with the incorporation of the latest technology in all of our equipment. We include features that improve everything from energy consumption to practicality and comfort, as in the case of the built-in **motorised panel** used in the cassettes.

7 SMART CONTROL

Our smart control **devices**, allow us to offer comfort and well-being in any facility. The K01-WIFI device is the first smart solution for our units, providing the option of programming and managing air conditioning units inside and outside your home.

8 COMMITTED TO THE ENVIRONMENT

Our equipment is manufactured almost entirely **from recyclable materials**. We have reduced consumption as far as possible in STANDBY mode and have improved the energy efficiency of units working at full capacity, resulting in energy savings for facilities.

9 EXCELLENT AFTER-SALES SERVICE

We **work to solve all incidents as quickly as possible**, leaving our customers completely satisfied with our after-sales service. We have a team of expert professionals working for you.

10 THE BEST MANAGEMENT OF SPARE PARTS IN THE SECTOR

We understand the key role of air-conditioning systems play in our facilities, **and we offer unbeatable replacement services**. Our commitment is absolute and we offer immediate solutions.

EUROPEAN DIRECTIVE ErP

Kaysun remains committed to inspiration, innovation and evolution. That is why it is proud to present a 2021 catalogue in which all products meet the requirements of the new energy regulations in force.

Icons for the catalogue. Green colour, which stands for ecological innovation, is hard to miss in our catalogue, showing the energy efficiency of each of our products.

ErP SEER SCOP

ECODESIGN DIRECTIVE

On January 1st, 2013 the "ecodesign" directive took effect, which in order to reduce energy consumption and benefit the environment, requires the adoption of legal measures to establish requirements for energy labelling and supplying energy-related information about products.

The Commission adopted **Regulation 626/2011**, introducing the new **energy labels** which are mandatory for air conditioning units connected to the grid with a nominal refrigerating power (or nominal heating power, if the unit only runs as a heat pump) **of less than 12kW.**

These labels contain **seasonal energy performance levels,** which are based on different outdoor temperatures and part-load efficiencies to calculate a level of annual consumption in extremely close detail, thus demonstrating in the most apparent manner possible the advantages of the **Inverter technology** used by **Kaysun.** The sound level rating of the unit is also displayed.

It is important to make the distinction between **SEER and SCOP**, where "S" stands for "Seasonal" to indicate the seasonal variation of annual energy consumption, which is usually measured according to the hours a unit runs in different climatic zones over a year.

ENERGY EFFICIENCY CLASSES
for air conditioners

CLASSES*	SEER	SCOP
A+++	SEER ≥ 8.50	SCOP ≥ 5.10
A++	6.10 ≤ SEER < 8.50	4.60 ≤ SCOP < 5.10
A+	5.60 ≤ SEER < 6.10	4.00 ≤ SCOP < 4.60
A	5.10 ≤ SEER < 5.60	3.40 ≤ SCOP < 4.00
B	4.60 ≤ SEER < 5.10	3.10 ≤ SCOP < 3.40
C	4.10 ≤ SEER < 4.60	2.80 ≤ SCOP < 3.10
D	3.60 ≤ SEER < 4.10	2.50 ≤ SCOP < 2.80

(*) with the exception of dual and single duct units.

Minimum energy efficiency values have been established for both cooling and heating mode for all products for sale after January 2013 to which that regulation applies. Inefficient products will not be able to be sold on the European market, since they do not meet the requirements of the mentioned regulation.

We would like to note that there are also restrictions regarding sound levels, and therefore Kaysun offers efficient and environmentally friendly products that provide comfort and a quality lifestyle to end users.

MINIMUM ENERGY EFFICIENCY REQUIREMENTS

NOMINAL POWER		ACOUSTIC POWER IN dB(A)
≤ 6kW	Indoor	60
	Outdoor	65
≤ 12kW	Indoor	65
	Outdoor	70

MINIMUM ENERGY EFFICIENCY REQUIREMENTS **2015**

NOMINAL POWER	GWP OF THE REFRIGERANT	AIR CONDITIONERS		DUAL DUCT		SINGLE DUCT	
		SEER	SCOP	EER	COP	EER	COP
< 6KW	If the GWP > 150	4.60	3.80	2.60	2.60	2.60	2.04
	If the GWP < 150	4.14	3.42	2.34	2.34	2.34	1.84
6 - 12 KW	If the GWP > 150	4.30	3.80	2.60	2.60	2.60	2.04
	If the GWP < 150	3.87	3.42	2.34	2.34	2.34	1.84

ENERGY LABELS

The label makes a distinction between climatic areas, and therefore offers users more detailed information and a more accurate idea of the efficiency of the units according to the climatic area in which they are located.

In addition to the Ecodesign directive, there is another directive hat affects Kaysun. All units with fans with a motor that consumes between 125 W and 500 kW of energy meet certain minimum energy efficiency requirements.

SEER and SCOP. These values indicate the Seasonal Energy Efficiency Ratio for refrigerating (SEER) and heating (SCOP) calculated based on annual hours of use in different climatic zones.

ENERGY CLASS For heating and cooling, labels will increase up to Class A+++.

SOUND LEVELS The sound level of indoor and outdoor units, expressed in decibels.

CLIMATIC ZONES The map below shows the three climatic zones that have been established for a better evaluation:

Average (*) Annual temperature of Strasbourg.
Hot Annual temperature of Athens.
Cold Annual temperature of Helsinki.

(*) It is only mandatory to express the SCOP for the average climate zone.

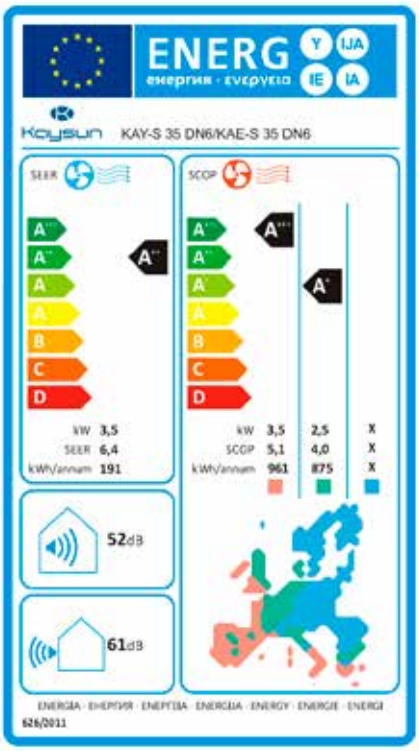

SUITE

RESIDENTIAL **PRODUCT RANGE**

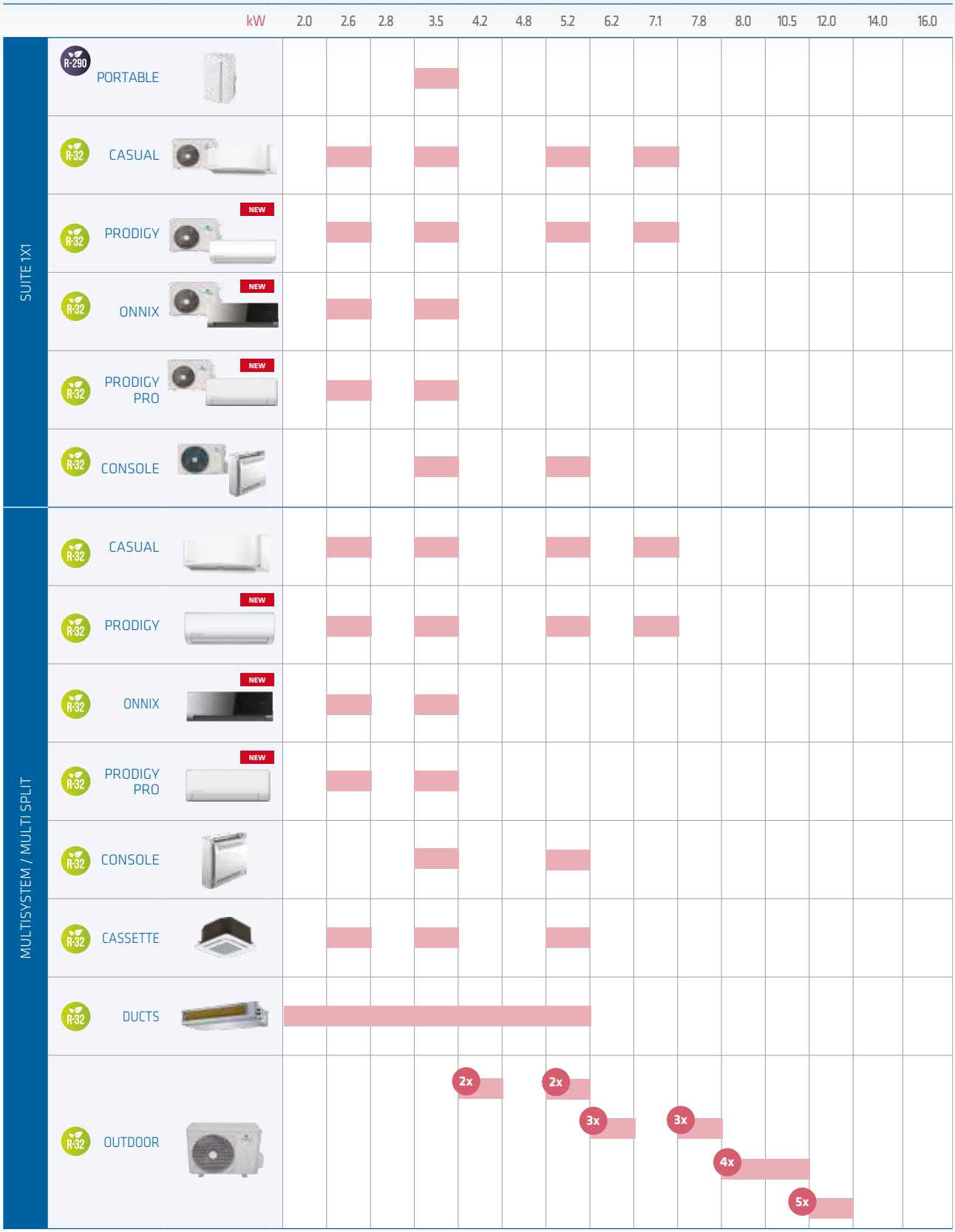

AQUATIX

HEAT PUMPS RANGE

KHPIS-BI PRO - AQUANTIA BIBLOC INTEGRATED

R-32

kW	4	5	6	7	8	9	10	12	14	16
SINGLE-PHASE L	■		■		■		■			
SINGLE-PHASE XL	■		■		■		■	■	■	■
THREE-PHASE XL									■	■

KHPMS-BI PRO - AQUANTIA BIBLOC WALL-MOUNTED

R-32

kW	4	5	6	7	8	9	10	12	14	16
SINGLE-PHASE	■		■		■		■	■	■	■
THREE-PHASE									■	■

KHPS-MO PRO - AQUANTIA MONOBLOC

R-32

kW	4	5	6	7	8	9	10	12	14	16
SINGLE-PHASE	■		■		■		■	■	■	■
THREE-PHASE								■	■	■

KHPS-MO PRO HP - AQUANTIA MONOBLOC

R-32

kW	22	26	30
THREE-PHASE	■	■	■

KHHP-BI - KAYSUN'S HYBRID SOLUTION

R-32

kW	4	5	6	7	8	9	10	12	14	16
SINGLE-PHASE					■					

DOMESTIC HOT WATER TANKS

L	270	475
TANKS BSX	■	■

COMPAK DHW HEAT PUMPS

L	150	200	250	300	350
COMPAK KHP/ KHPA-S		■		■	
With Solar Coil		■		■	

ZEN

COMMERCIAL **RANGE**

			kW	2.6	3.5	5.2	7.1	9.0	10.5	12.5	14.0	16.0	20.0	25.0	28.0	40.0	45.0	56.0
ZEN	1X1 SYSTEMS	R-32 DUCTS			■	■	■	■	■	■	■	■						
ZEN	1X1 SYSTEMS	R-32 HIGH CAPACITY FRONT AIR DISCHARGE												■	■			
ZEN	1X1 SYSTEMS	R-32 CASSETTE 600X600			■	■												
ZEN	1X1 SYSTEMS	R-32 SUPERSLIM CASSETTE 840x840					■	■	■	■	■	■						
ZEN	1X1 SYSTEMS	R-32 FLOOR/CEILING				■	■		■		■	■						
ZEN	TWINS	R-32 SUPERSLIM CASSETTE 840x840							■		■	■						
ZEN	TWINS	R-32 FLOOR/CEILING							■		■	■						
ZEN	TWINS	R-32 DUCTS							■		■	■						

Different types of indoor unit can be combined.

ZEN HIGH CAPACITY

COMMERCIAL **RANGE**

			kW	2.6	3.5	5.2	7.1	9.0	10.5	12.5	14.0	16.0	20.0	25.0	28.0	40.0	45.0	56.0
ZEN HIGH CAPACITY	AIR CONDENSED	R-410A FRONT AIR DISCHARGE																
		R-410A FRONT AIR DISCHARGE																
		R-410A VERTICAL DISCHARGE																
	WATER CONDENSED	R-410A																

AMAZON

INDUSTRIAL **VRF RANGE**

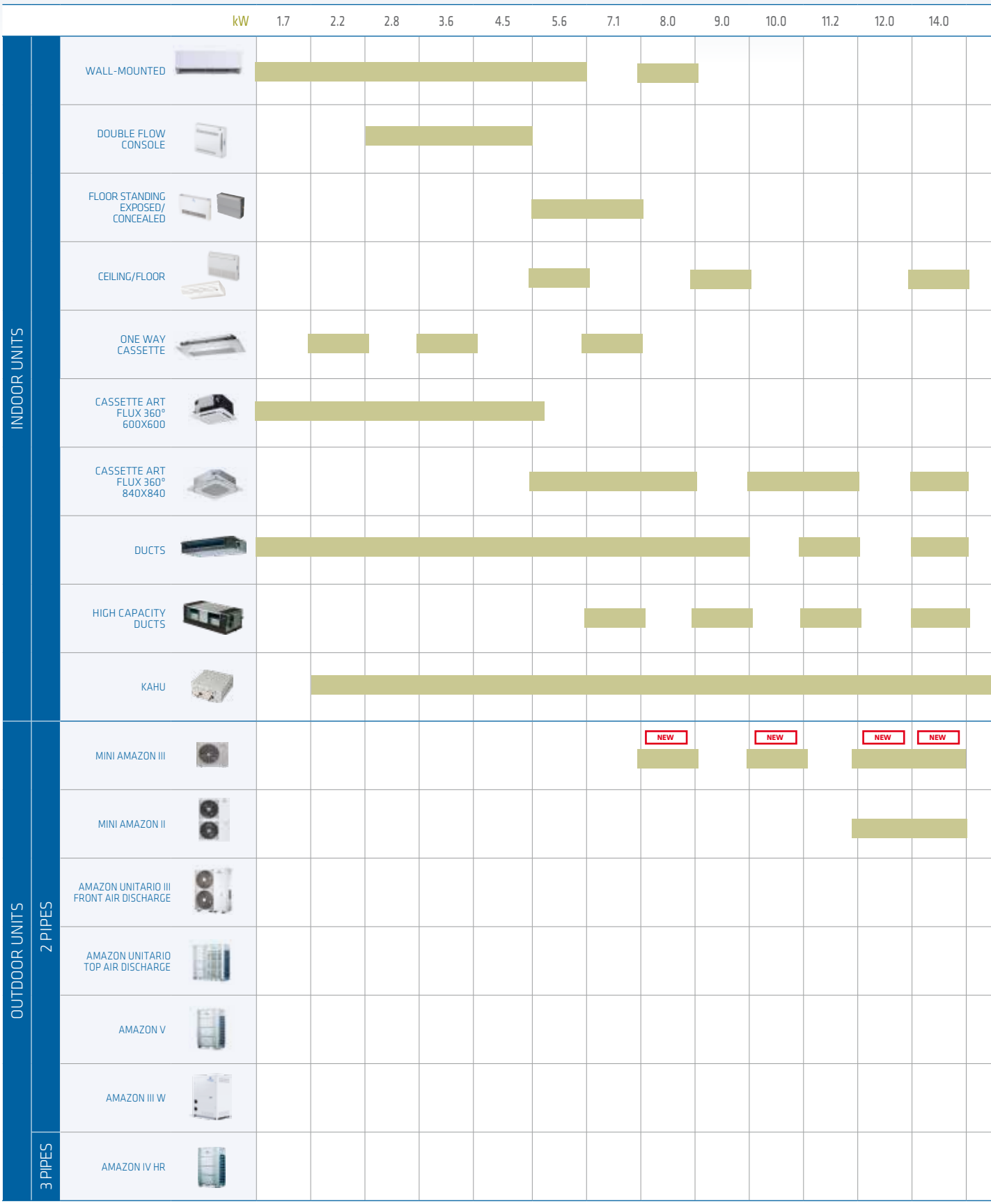

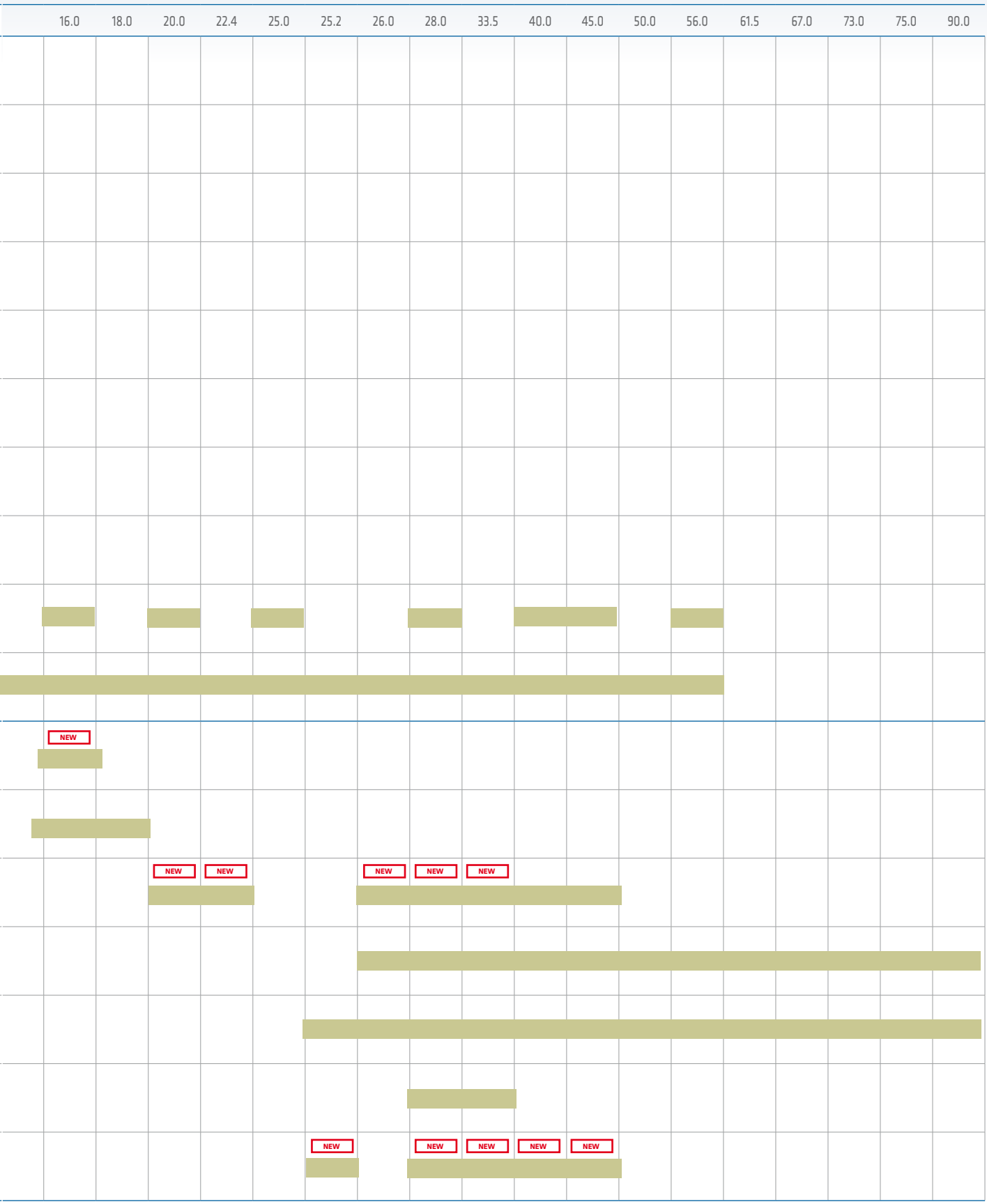
16.0
18.0
20.0
22.4
25.0
25.2
26.0
28.0
33.5
40.0
45.0
50.0
56.0
61.5
67.0
73.0
75.0
90.0
NEW
NEW
NEW
NEW
NEW
NEW
NEW
NEW
NEW
NEW
NEW

NEXUS

CHILLERS **PRODUCT RANGE**

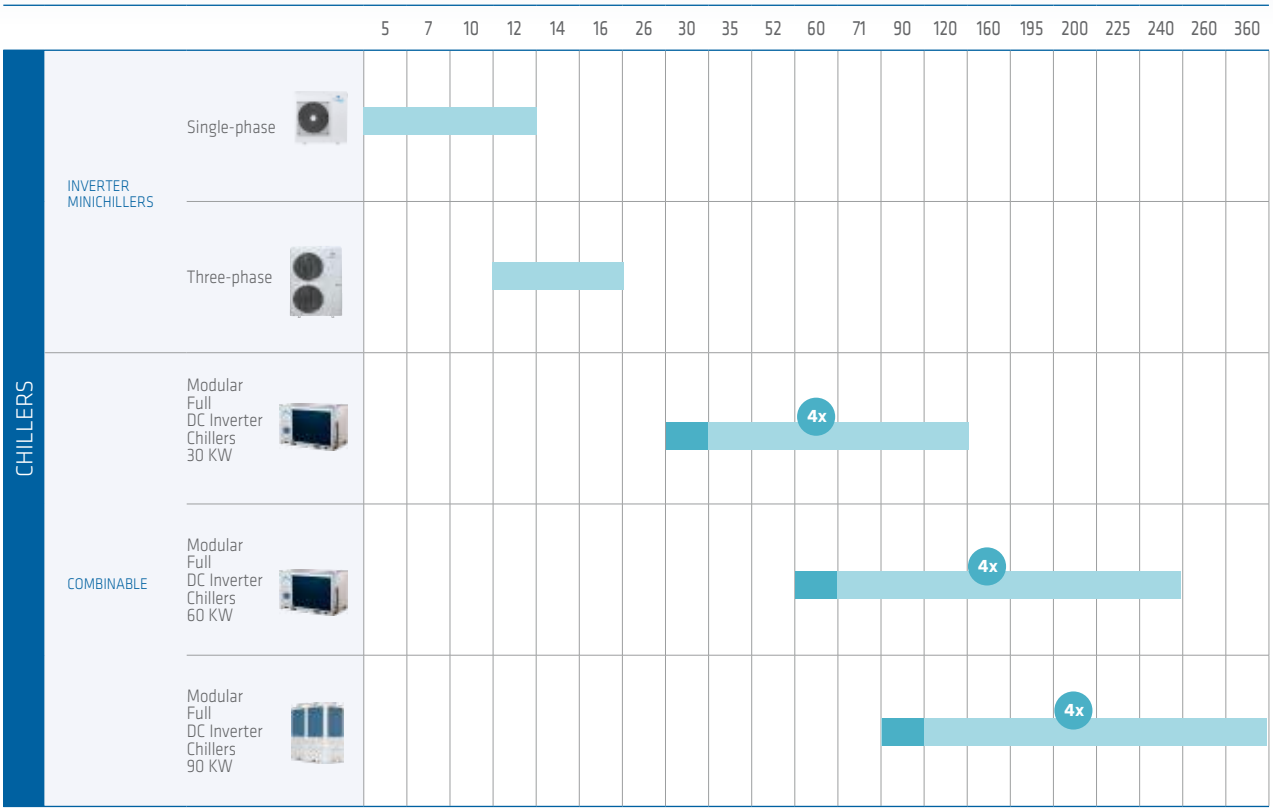

FANCOILS

WATER TERMINAL UNITS **PRODUCT RANGE**

INDOOR UNITS — CEILING/ FLOOR 2nd GEN. 2 PIPES

m³/h	250	350	500	680	750	800	980	1000	1500
CASED	■	■	■			■			
UNCASED	■	■	■			■			

INDOOR UNITS — CEILING/ FLOOR 1st GEN. 2 PIPES

m³/h	370	490	540	600	680	750	780	980	1500
CASED	■			■		■			■
UNCASED	■			■		■			■

INDOOR UNITS — DUCTS

m³/h	340	510	600	680	730	1020	1175	1230	1360	1450	1530	1580	1700	1870	2380	3060	3740
2 PIPES	■		■		■	■											
4 PIPES	■	■		■		■			■								

INDOOR UNITS — CASSETTE 600X600

m³/h	370	490	540	600	680	750	780	980	1500
2 PIPES			■				■		
4 PIPES			■				■		

INDOOR UNITS — CASSETTE 840x840

m³/h	340	510	600	680	730	1020	1175	1230	1360	1450	1530	1580	1700	1870	2380	3060
2 PIPES							■	■			■	■		■		
4 PIPES							■				■			■		

INDOOR UNITS — WALL MOUNTED 2 PIPES

m³/h	370	490	540	600	680	750	780	980	1500
		■			■			■	

IAQ

INDOOR AIR QUALITY

AIR PURIFIERS

	m² 0 – 45	45 – 90
KPU - 350.1	■	
KPU - 700.1		■

ACTIVE PURIFICATION SYSTEMS

	m³/h 0 – 1000	1000 – 2000	2000 – 3000	3000 – 4000	4000 – 5000
PCO KIT	■	■	■		
PURO AIR KIT		■	■		

HEAT RECOVERY UNITS

	m³/h 500 – 1000	1000 – 1500	1500 – 3100
KRE	■	■	■
KRE DX	■	■	■

	m³/h 500 – 1200	1200 – 1400	1400 – 2200	2200 – 3200	3200 – 4200
ERP PRO	■	■	■	■	■
AZURE	■	■	■	■	

	m³/h 1500 – 3000	3000 – 4500	4500 – 6000	6000 – 9500	9500 – 12000	12000 – 15000
EVO C	■	■	■			
EVO R	■	■	■	■	■	■

AIR HANDLING UNITS

	m³/h 1000 – 65000
EVO-M	■

ICONS DESCRIPTIONS

ENERGY AND CERTIFICATIONS

ErP Unit that complies with the European Parliament and Council of the European Union's Directive which establishes the ecological design requirements applicable to products that use energy.

A+ SCOP Classification of energy efficiency according to seasonal performance for heating.

A++ SCOP Classification of energy efficiency according to seasonal performance for heating.

A+ SEER Classification of energy efficiency according to seasonal performance for cooling.

A++ SEER Classification of energy efficiency according to seasonal performance for cooling.

A+++ SEER Classification of energy efficiency according to seasonal performance for cooling.

EUROVENT

SCOP 4.0 The heat pump performance of a set of units exceeds SCOP 4.0.

SCOP 4.6 The heat pump performance of a set of units exceeds SCOP 4.6.

THERMAL SOLAR SUPPORT Units compatible with thermal solar support for a greater installation efficiency.

SMART GRID READY Units with Smart Grid technology, for a greater installation efficiency.

TECHNOLOGY

DOMESTIC HOT WATER A system that produces domestic hot water and underfloor heating.

DC INVERTER COMPRESSOR This feature allows to regulate the power of the compressor, providing optimum control and extremely efficient operation.

CONDENSATION CONTROL Allows the system to refrigerate, even with low outdoor temperatures.

HYDRAULIC KIT A complete, built-in hydraulic kit.

K-ION Active bipolar ionization technology that neutralizes viruses and bacteria.

0-10V INPUT SIGNAL Unit compatible with 0-10V control systems.

CROSS FLOW RECOVERY The unit has a high efficiency cross flow recovery.

ROTARY RECOVERY The unit has a high efficiency rotary recovery.

COOLING AND HEATING The unit is equipped with air conditioning and a heat pump.

3D TECHNOLOGY Triple DC inverter technology that allows a more constant temperature, high energy saving and significant energy efficiency.

DC INVERTER EXTERNAL FAN The unit is fitted with a DC Inverter external fan.

DC INVERTER INTERNAL FAN The unit is fitted with a DC Inverter internal fan.

FREECOOLING The unit has a freecooling function.

DOUBLE STAGE FILTRATION The unit has a pre-filter and discharge filter.

PCO Photocatalytic oxidation.

GOLDEN FIN High durability treatment to reduce the impact of bad weather and aggressive external environments.

INSTALLATION AND SERVICE

DRAINAGE PUMP A system which is capable of removing condensate up to 750 mm.

TWO COMMUNICATION WIRES The system uses two shielded communication wires without polarity.

ADDRESSING The control system allows setting an address for indoor units inside the communication bus.

HERTZ The units can function at 50 or 60 Hz.

TWINS Connection system that allows the two indoor units to be combined with an outdoor unit, making installation easier and more economical.

OUTDOOR INSTALLATION Unit for outdoor installation.

INDOOR INSTALLATION Unit for indoor installation.

MODBUS The unit has a Modbus output for communication with PC/BMS.

CONFIGURATION VIA USB PORT The USB port allows you to configure the unit in seconds and carry out diagnostics in order to minimize start-up or maintenance time.

ON/OFF CONTACT The unit has an ON/OFF contact that offers the possibility of making a stop/start remotely.

ICONS DESCRIPTIONS

COMFORT

8°C HEATING This feature keeps the temperature in the room from dropping below 8°C by turning on the unit automatically in heat mode until it reaches 17°C.

SELF-CLEANING A feature of the indoor unit which automatically cleans the machine's battery so as to continue providing fresh, purified air every day.

LOW SOUND LEVEL New technological advances have allowed the level of sound produced by the indoor units to be reduced by up to 20 dB.

REFRIGERANT CONTROL A sensor on the outdoor unit and an alarm on the indoor unit's display alert the user of the detection of a possible refrigerant leak.

SWITCH OFF DISPLAY This feature allows switching off the display of the indoor units, if necessary.

FOLLOW ME A feature which changes the operating mode based on the remote controlled temperature sensor with the aim of maintaining maximum comfort.

INTELLIGENT This feature allows changing the operation parameters of the unit and extracting operation data.

LED DISPLAY The indoor unit displays the information on a digital display panel.

ECO MODE A control feature which reduces consumption, offering high energy efficiency thanks to automatic temperature regulation.

NIGHT MODE A feature of the indoor unit which reduces the sound level during the night for a more comfortable sleep.

TURBO MODE This feature reaches the selected temperature within a very short time.

MUTE This feature allows permanently cancelling the indoor unit alarm beeper.

WEEKLY PROGRAMMER A control feature which schedules when the unit will turn on/shut off according to the day and time during the week.

SILENCE MODE A function of the indoor unit that reduces sound pressure using the lowest speed of the fans.

STAND BY The "standby mode" feature allows 80% energy saving with only 1W consumption by the LED display.

TOUCH SENSITIVE KEYS The keys of the remote control are touch sensitive.

Wi-Fi This unit can be controlled by a Wi-Fi network through a smartphone application.

SMART HOME A feature that allows to control the air conditioning remotely with a smart phone.

INDEPENDENT BLADES The unit allows the 4 blades of the panel to be managed independently.

AIR DISTRIBUTION

MULTIPLE AIR INLETS This unit is fitted with four air return inlets: upper inlet, lower inlet, right inlet and left inlet.

FRESH AIR SUPPLY "X %" of fresh air directly enters the indoor unit through an orifice.

AIR INTAKE The indoor unit has two possible air intakes: the upper and the rear intake.

AUTOMATIC ADJUSTMENT OF THE BLADES The unit has the capacity to automatically position the blades at the same angle that they were at when it was shut off the last time.

AIR OUTLET The unit has two air outlets: upper and lower.

AIR OUTLET 360º The indoor unit is capable of spreading a 360º air flow, thus providing high comfort and reaching all corners of the room.

REFRIGERANT

R-134A REFRIGERANT The units works with R-134A ecological refrigerant.

R-290 REFRIGERANT The units works with R-290 ecological refrigerant.

R-32 REFRIGERANT The unit works with R-32 ecological refrigerant.

R-410A REFRIGERANT The units works with R-410A ecological refrigerant.

DESIGN

COMPACT Advances in design have reduced the size of the indoor and outdoor units without overlooking any technological details.

MODULAR Can be combined with other units up to power "x", by connecting the inlet and outlet pipes between units.

SUPERSLIM The new Superslim cassette can be fitted into any space.

CATALOGUE KAYSUN

HVAC Systems

SUITE
Residential Product Range

SUITE
Residential Product Range

SUITE 1X1	28
INTRODUCTION TO THE PRODUCT RANGE	28
SETS	33
PORTABLE	34
CASUAL	36
PRODIGY	38
ONNIX	40
PROGIGY PRO	42
DOUBLE FLOW CONSOLE	44
MULTISYSTEM SUITE	46
INTRODUCTION TO THE PRODUCT RANGE	46
OUTDOOR UNITS MULTISYSTEM	48
INDOOR UNITS MULTISYSTEM	50
COMBINED UNITS	52
KEY INSTALLATIONS	58

SUITE 1x1

Residential Product Range

Introducing our 1x1 residential units range. KAYSUN endeavours to offer the most complete range suitable for any type of aesthetic and requirement. Contributing to the maximum well-being of the user, at the vanguard of innovation and with a proposal that meets all of the requirements of the market and contains developments that constitute pioneering advances in the sector.

Elegance and comfort for your home

The residential range units comply with the ERP (energy-related products) directive of the EU, offering SCOP values of A, A+, A++ and A+++. The brand wishes to consolidate its position in the market by offering products with a seasonal energy efficiency under heat mode that are even higher than 4.6 in SCOP for some of its models. Therefore, we not only observe the current directives on energy efficiency, but future directives as well.

PRODIGY PRO

PRODIGY PRO wall unit represents the definitive revolution in installation and preventive maintenance. Born to beat the time, Prodigy PRO only needs 1 screw and 1 minute to complete disassemble the unit. A+++/A++ efficiency, K-Ion technology, flexible installation, easy cleaning... The definitive Split has born, top technology delivered to you by Kaysun.

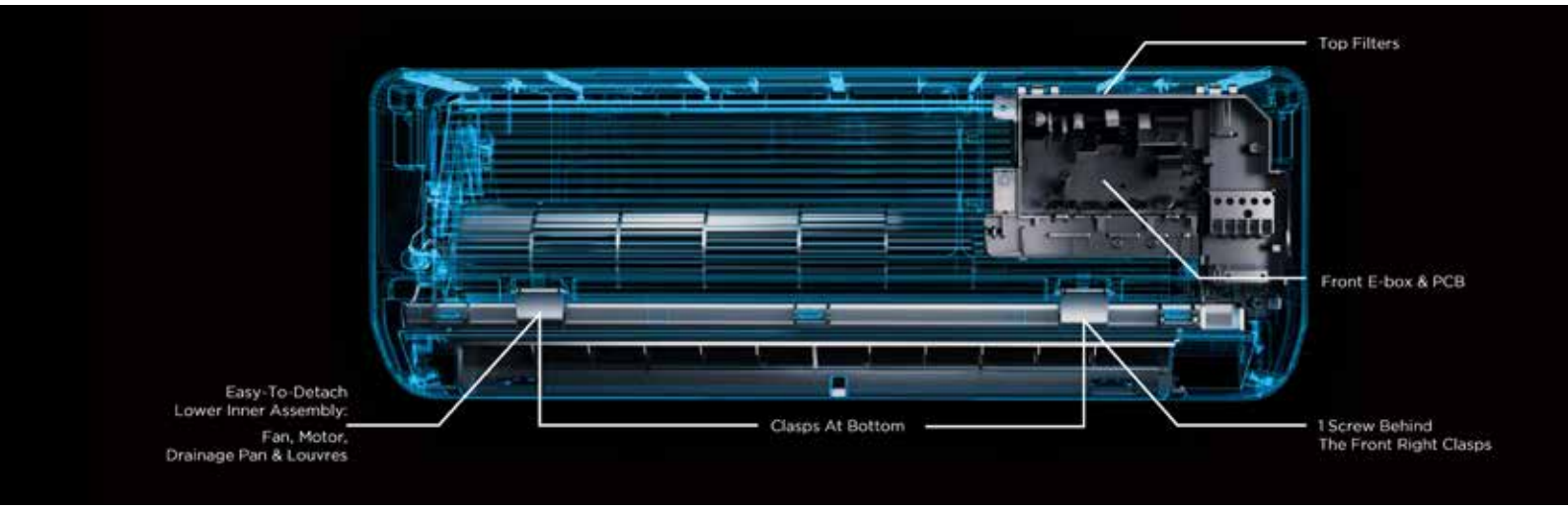

41% FASTER IN INSTALLATION

76% FASTER IN PCB MAINTENANCE

86% FASTER IN CLEANING

1/5 TIME FORPRODIGY PRO MAINTENANCE COMPARE TO REGULAR AC UNIT

Save Energy

MINIMAL STRUCTURE, MINIMALIZE YOUR BILL

Thanks to the front E-box and PCB design that releases more space for a larger air volume in and out, the Prodigy Pro delivers you the stronger cooling performance with lower monthly energy bills.

A+++/A++
Energy Efficiency



Easy Dissemble

ONLY 1 SCREW, ONLY 1 MINUTE

With the innovative 1-screw fixed design, it only takes 1 minute to dissemble the inside fan to clean or make a simple preventive maintenance. Save your time, save your technician bills.

Installation

FLEXIBLE SPACE SOLUTION

Flexible Placing with Optimal Cooling. 5cm Short Ceiling Distance Required. For situations with lower ceilling, above the window, or on the porch

30M Pipe Max Length and 15M Max Height

MAX 15 M

MAX 30 M

NEW ONNIX AND PRODIGY

This 2021, ONNIX and PRODIGY wall unit, have been completely redesign to fit Kaysun's highest standards. With a new efficiency A+++/A++ , exclusive K-Ion, active bipolar ionization technology, this well-known units adjust their core to keep offering you the most complete units in the market.

- K-ION TECNOLOGY
- A+++ / A++ EFFICIENCY
- DOUBLE FILTRATION
- WIFI CONTROL (OPTIONAL)

KID-05 S

To control all this new features, and new wall units line-up Kaysun introduces a completely new IR controller. With a bigger backlight screen, easy to understand buttons, complete screen with more information available, compatible with Suite and Zen ranges.

- NEW AESTHETICS
- EASY TO UNDERSTAND AND OPERATE
- COMPLETE BACKLIGHT SCREEN WITH MORE INFORMATION ADDED
- COMPATIBLE WITH K-ION
- GEAR, ECO, FOLLOW ME, SILENCE, LED...

K-ION TECHNOLOGY

Active bipolar ionization technology

K-ION Technology produces a saturation of positive and negative oxygen ions in the environment. The bipolar ions seek out atoms and molecules in the air to exchange electrons, combining with them to neutralize dangerous particles such as bacteria, virus cells, gases and volatile organic compounds (VOCs).

- **Gases and odor chains oxidize on contact with ions.**
- **Ions neutralize the nucleus of viruses and bacteria**
- **Ions break down the molecular structure of VOCs, converting them into harmless compounds such as H_2O, O_2...**

APP / WIFI

Kaysun has a plug&play WiFi control system. Thanks to our USB accessory, you can quickly and easily configure your split unit through your smartphone. With this WiFi control system you can also link and control your unit with Amazon Alexa™ and Google Home™ intelligent speakers.

- **WEEKLY TIMER**
- **CHECK**
- **BASIC FUNCTIONS**

COMPATIBLE WITH
AMAZON ALEXA™ AND GOOGLE HOME™

WIFI USB 01

PLUG & PLAY

DOWNLOAD
OUR APPLICATION FROM:

www.kaysun.es

NETHOME
PLUS
FOR ANDROID

NETHOME
PLUS
FOR IOS

SETS AND PORTABLE UNITS

Suite 1x1

→ SETS AND PORTABLE UNITS

POWER kW	2.6	3.5	5.2	7.1
PORTABLE				
R-290		KP-35 CP11		
CASUAL				
R-32	AKAY-CF 26 DR10	AKAY-CF 35 DR10	AKAY-CF 52 DR10	AKAY-CF 71 DR10
PRODIGY NEW				
R-32	AKAY-26 DR9	AKAY-35 DR9	AKAY-52 DR9	AKAY-71 DR9
ONNIX NEW				
R-32	AKAY-D 26 DR9	AKAY-D 35 DR9		
PRODIGY PRO NEW				
R-32	AKAY-P 26 DR9	AKAY-P 35 DR9		
DOUBLE FLOW CONSOLE				
R-32		KSDA-35 DVR13	KSDA-52 DVR13	

PORTABLE

→ General Characteristics

Kaysun's portable it's a plug and play device, the easiest and simple unit in catalogue. You will only just need to connect into the power, turn it on and enjoy clean and fresh air into your home. Fitted with R-290 refrigerant, with a GWP close to 0. It is easy to transport and place.

- The unit has 4 wheels to move it around the house and place it anywhere at our convenience.
- Wireless controller included.
- Control panel at the top of the unit.
- Auto-restart function.
- Self-protection and self-diagnosis functions.
- Timer ON/OFF function.

HEPA FILTER INCLUDED

WINDOW KIT EASY CONNECTION

WIRELESS CONTROLLER INCLUDED

KID-03
Standard

R-290 REFRIGERANT | FOLLOW ME | NIGHT MODE | STANDBY | LED DISPLAY | COOLING AND HEATING | COMPACT

→ Technical Specifications

MODEL			KP-35 CP11
Capacity	Cooling rated	kW	3.5
	Heating rated	kW	-
Cooling input rated		W	1350
Heating input rated		W	-
Energy efficiency	EER - Energy class		2.6 - A
	COP - Energy class		-
Indoor unit	Air flow low/medium/high	m³/h	355 / 370 / 420
	Sound pressure low/medium/high	dB(A)	50.4 / 50.8 / 52
	Sound power level	dB(A)	63
	Width/height/depth	mm	467 / 765 / 397
	Net weight	kg	32.5
	Power supply	V/ph/Hz	220-240/1/50
Refrigerant	Type refrigerant		R-290
Working range	Indoor ambient temperature for cooling min./max.	°C	17°C / 35°C
	Indoor ambient temperature for heating min./max.	°C	- / -

CASUAL

General Characteristics

With an elegant and simple design, the main characteristic of the Kaysun Casual unit is its price/performance ratio. It incorporates all Kaysun technology, with the most affordable price point in the range.

- Optional WiFi control adding WIFI USB 01.
- Multisystem compatible unit.
- The white translucent smart display provides user with information on the equipment and alarm systems status.
- Display and buzzer switch-off to improve ambient comfort.
- KIDC-05 S controller included. It can control unit's work parameters and change its configuration.
- Louvers position storage.
- Drainage pipe connection from left or right option.
- SCOP 4.0, over European Directive ErP, for a high energy efficiency.
- Self-locking option for Heating-Only function.
- K-Ion Technology: Active bipolar ionization included, we can actively help neutralize particles, bacteria, virus cells, odorous gases, aerosols and volatile organic compounds (VOCs).
- Dual filtration: Active carbon filter & pre-filter.

K-ION TECHNOLOGY & DUAL FILTRATION

MOST AFFORDABLE UNIT

WIFI CONTROL (OPTIONAL)

KIDC-05 S
Standard

OTHER CONTROLLERS

WiFi

K01-WIFI

WIFI USB 01
Optional WiFi

R-32 REFRIGERANT | A++ SEER | A+ SCOP | ERP | K-ION | SCOP 4.0 | CONDENSATION CONTROL | LOW SOUND LEVEL | FOLLOW ME | INTELLIGENT | SMART HOME | NIGHT MODE | TURBO MODE | MUTE

→ Technical Specifications

SET			AKAY-CF 26 DR10	AKAY-CF 35 DR10	AKAY-CF 52 DR10	AKAY-CF 71 DR10
Indoor unit			KAY-CF 26 DR10	KAY-CF 35 DR10	KAY-CF 52 DR10	KAY-CF 71 DR10
Outdoor unit			KAE-C 26 DR10	KAE-C 35 DR10	KAE-C 52 DR10	KAE-C 71 DR10
Capacity	Cooling rated (min./max.)	kW	2.64 (0.91 / 3.4)	3.52 (1.11 / 4.16)	5.28 (0.34 / 5.83)	7.03 (2.08 / 7.91)
	Heating rated (min./max.)	kW	2.93 (0.82 / 3.37)	3.81 (1.08 / 4.22)	5.57 (0.31 / 5.85)	7.33 (1.61 / 7.91)
	Heating rated at -7°C	kW	TBD	TBD	TBD	TBD
Cooling input rated (min./max.)		W	732 (100 / 1240)	1213 (130 / 1580)	1550 (560 / 2050)	2600 (420 / 3150)
Heating input rated (min./max.)		W	733 (120 / 1200)	1088 (100 / 1680)	1570 (780 / 2000)	2400 (300 / 2750)
Heating input rated at -7°C		W	TBD	TBD	TBD	TBD
Energy efficiency	SEER - Energy class		6.3 - A++	6.1 - A++	7.4 - A++	6.1 - A++
	SCOP - Energy class		4 - A+	4 - A+	4 - A+	4 - A+
Working range	Outdoor ambient temperature for cooling min./max.	°C	-15°C / 50°C	-15°C / 50°C	-15°C / 50°C	-15°C / 50°C
	Outdoor ambient temperature for heating min./max.	°C	-15°C / 30°C	-15°C / 30°C	-15°C / 30°C	-15°C / 30°C
	Indoor ambient temperature for cooling min./max.	°C	17°C / 32°C	17°C / 32°C	17°C / 32°C	17°C / 32°C
	Indoor ambient temperature for heating min./max.	°C	0°C / 30°C	0°C / 30°C	0°C / 30°C	0°C / 30°C

INDOOR UNIT			KAY-CF 26 DR10	KAY-CF 35 DR10	KAY-CF 52 DR10	KAY-CF 71 DR10
Indoor unit	Air flow low/medium/high	m³/h	325 / 360 / 466	314 / 430 / 540	540 / 680 / 840	662 / 817 / 980
	Sound pressure low/medium/high	dB(A)	25 / 32 / 38.5	25 / 34.5 / 40.5	26 / 36 / 42.5	36 / 40.5 / 45
	Sound power level	dB(A)	54	55	56	59
	Width/height/depth	mm	805 / 285 / 194	805 / 285 / 194	957 / 302 / 213	1040 / 327 / 220
	Net weight	kg	7.6	7.6	10	12.3

OUTDOOR UNIT			KAE-C 26 DR10	KAE-C 35 DR10	KAE-C 52 DR10	KAE-C 71 DR10
Outdoor unit	Compressor type		Rotary	Rotary	Rotary	Rotary
	Air flow	m³/h	1800	1750	2100	3500
	Sound pressure	dB(A)	56	55.5	56	59
	Sound power level	dB(A)	63	62	63	67
	Width/height/depth	mm	720 / 495 / 270	720 / 495 / 270	805 / 554 / 330	890 / 673 / 342
	Net weight	kg	23.2	23.2	32.7	42.9
	Power supply	V/ph/Hz	220-240/1/50	220-240/1/50	220-240/1/50	220-240/1/50
	Power wiring	mm²	(2+T)x1.5	(2+T)x1.5	(2+T)x1.5	(2+T)x2.5
Communication wiring		mm²	(4+T)x1.5	(4+T)x1.5	(4+T)x1.5	(4+T)x2.5
Refrigerant	Type refrigerant		R-32	R-32	R-32	R-32
	Refrigerant charge	kg	0.55	0.55	1.08	1.42
	Liquid/gas pipe diameter	inch	1/4" / 3/8"	1/4" / 3/8"	1/4" / 1/2"	3/8" / 5/8"
	Piping height difference	m	10	10	20	25
	Piping max. length	m	25	25	30	50

Supplementary charge: Factory pre-charge for 5 m of installation. Additional charge per metre added after 5 m.
NOTE: Before installing these units, please check the standards in force in your country regarding the use of refrigerant gases.

PRODIGY NEW

General Characteristics

Prodigy wall unit represents a revolution in installation and preventive maintenance. Easy installation and maintenance and fitted with Kaysun avant-garde technology.

- Optional WiFi control adding WIFI USB 01.
- Multisystem compatible unit.
- The white translucent smart display provides user with information on the equipment and alarm systems status.
- Display and buzzer switch-off to improve ambient comfort.
- KID-05 S controller included. It can control unit's work parameters and change its configuration.
- Louvers position storage.
- Drainage pipe connection from left or right option.
- SCOP 4.6, over European Directive ErP, for a high energy efficiency.
- Self-locking option for Heating-Only function.
- Optional MULTFUNCTION BOARD, we can control the unit with a wall controller or even connect it with a centralized controller, BMS, or external compatible controllers (Airzone...)
- K-Ion Technology: Active bipolar ionization included, we can actively help neutralize particles, bacteria, virus cells, odorous gases, aerosols and volatile organic compounds (VOCs).

K-ION TECHNOLOGY

EASY ASSEMBLY AND MAINTENANCE

WIFI CONTROL (OPTIONAL)

KID-05 S
Standard

OTHER CONTROLLERS

Individuals	WiFi	Multifunction board
KC-03.2 SPS	**K01-WIFI**	**KMB-01**

KC-03.2 SPS: Multifunction board needed

WIFI USB 01
Optional WiFi

R-32 REFRIGERANT · A+++ SEER · A++ SCOP · ERP · K-ION · SCOP 4.6 · CONDENSATION CONTROL · 3D TECHNOLOGY · LOW SOUND LEVEL · FOLLOW ME · INTELLIGENT · SMART HOME · NIGHT MODE · TURBO MODE

→ Technical Specifications

SET			AKAY-26 DR9	AKAY-35 DR9	AKAY-52 DR9	AKAY-71 DR9
Indoor unit			KAY-26 DR9	KAY-35 DR9	KAY-52 DR9	KAY-71 DR9
Outdoor unit			KAE-26 DR9	KAE-35 DR9	KAE-52 DR9	KAE-71 DR9
Capacity	Cooling rated (min./max.)	kW	2.64 (1.03 / 3.22)	3.52 (1.38 / 4.31)	5.28 (3.4 / 5.91)	7.03 (2.11 / 8.21)
	Heating rated (min./max.)	kW	2.93 (0.82 / 3.37)	3.81 (1.07 / 4.38)	5.57 (3.11 / 5.87)	7.33 (1.55 / 8.21)
	Heating rated at -7°C	kW	TBD	TBD	TBD	TBD
Cooling input rated (min./max.)		W	628 (90 / 1140)	1034 (130 / 1650)	1550 (560 / 2050)	1500 (780 / 2000)
Heating input rated (min./max.)		W	666 (110 / 1080)	1027 (160 / 1560)	2340 (420 / 3200)	2130 (300 / 3100)
Heating input rated at -7°C		W	TBD	TBD	TBD	TBD
Energy efficiency	SEER - Energy class		8.8 - A+++	8.5 - A+++	7.5 - A++	6.5 - A++
	SCOP - Energy class		4.6 - A++	4.6 - A++	4 - A+	4 - A+
Working range	Outdoor ambient temperature for cooling min./max.	°C	-15°C / 50°C	-15°C / 50°C	-15°C / 50°C	-15°C / 50°C
	Outdoor ambient temperature for heating min./max.	°C	-15°C / 30°C	-15°C / 30°C	-15°C / 30°C	-15°C / 30°C
	Indoor ambient temperature for cooling min./max.	°C	17°C / 32°C	17°C / 32°C	17°C / 32°C	17°C / 32°C
	Indoor ambient temperature for heating min./max.	°C	0°C / 30°C	0°C / 30°C	0°C / 30°C	0°C / 30°C

INDOOR UNIT			KAY-26 DR9	KAY-35 DR9	KAY-52 DR9	KAY-71 DR9
Indoor unit	Air flow low/medium/high	m³/h	305 / 365 / 480	327 / 414 / 531	540 / 710 / 800	640 / 860 / 980
	Sound pressure low/medium/high	dB(A)	24 / 29 / 36.5	25 / 33 / 39	32 / 39 / 43.5	33 / 42 / 46
	Sound power level	dB(A)	53	53	56.5	62
	Width/height/depth	mm	805 / 302 / 193	805 / 302 / 193	964 / 325 / 222	1106 / 342 / 232
	Net weight	kg	8.7	8.7	11.3	14.2

OUTDOOR UNIT			KAE-26 DR9	KAE-35 DR9	KAE-52 DR9	KAE-71 DR9
Outdoor unit	Compressor type		Rotary	Rotary	Rotary	Rotary
	Air flow	m³/h	2150	2200	2100	3500
	Sound pressure	dB(A)	54.5	55	56	60.5
	Sound power level	dB(A)	59	61	64	69
	Width/height/depth	mm	765 / 555 / 303	765 / 555 / 303	805 / 554 / 330	890 / 673 / 342
	Net weight	kg	26.7	26.7	33.5	43.9
	Power supply	V/ph/Hz	220-240/1/50	220-240/1/50	220-240/1/50	220-240/1/50
	Power wiring	mm²	(2+T)x1.5	(2+T)x1.5	(2+T)x1.5	(2+T)x2.5
Communication wiring		mm²	(4+T)x1.5	(4+T)x1.5	(4+T)x1.5	(4+T)x2.5
Refrigerant	Type refrigerant		R-32	R-32	R-32	R-32
	Refrigerant charge	kg	0.62	0.62	1.1	1.45
	Liquid/gas pipe diameter	inch	1/4" / 3/8"	1/4" / 3/8"	1/4" / 1/2"	3/8" / 5/8"
	Piping height difference	m	10	10	20	25
	Piping max. length	m	25	25	30	50

Supplementary charge: Factory pre-charge for 5 m of installation. Additional charge per metre added after 5 m.
NOTE: Before installing these units, please check the standards in force in your country regarding the use of refrigerant gases.

ONNIX NEW

General Characteristics

Its original V-shape design, dark shade finishing and mirror-effect front side provide this unit with a very attractive modern appearance. The unit opens automatically when it switches on to increase airflow and it closes when it switches off to recover its compact appearance.

- The translucent smart display provides user with information on the equipment and alarm systems status.
- A brightness sensor regulates the display's intensity.
- KID-05 S controller included. It can control unit's work parameters and change its configuration.
- Louvers position storage.
- Optional WiFi control adding WIFI USB 01.
- Drainage pipe connection from left or right option.
- SCOP 4.6, over European Directive ErP, for a high energy efficiency.
- Self-locking option for Heating-Only function.
- Leakage detection system.
- Multisystem compatible unit.
- K-Ion Technology: Active bipolar ionization included, we can actively help neutralize particles, bacteria, virus cells, odorous gases, aerosols and volatile organic compounds (VOCs).
  Dual filtration: Active carbon filter & pre-filter.

K-ION TECHNOLOGY & DUAL FILTRATION

WIFI NETWORK CONTROL (OPTIONAL)

BRIGHTNESS SENSOR

KID-05 S
Standard

OTHER CONTROLLERS

WiFi

K01-WIFI

WIFI USB 01
Optional WiFi

R-32 REFRIGERANT · A+++ SEER · A++ SCOP · ERP · K-ION · SCOP 4.6 · CONDENSATION CONTROL · 3D TECHNOLOGY · LOW SOUND LEVEL · FOLLOW ME · INTELLIGENT · SMART HOME · NIGHT MODE · TURBO MODE

→ Technical Specifications

SET			AKAY-D 26 DR9	AKAY-D 35 DR9
Indoor unit			KAY-D 26 DR9	KAY-D 35 DR9
Outdoor unit			KAE 35 DR9	KAE 35 DR9
Capacity	Cooling rated (min./max.)	kW	2.64 (1.03 / 3.22)	3.52 (1.38 / 4.31)
	Heating rated (min./max.)	kW	3.22 (0.82 / 3.37)	3.81 (1.07 / 4.38)
	Heating rated at -7°C	kW	TBD	TBD
Cooling input rated		W	1034	1034
Heating input rated		W	1027	1927
Heating input rated at -7°C		W	TBD	TBD
Energy efficiency	SEER - Energy class		8.6 - A+++	8.5 - A+++
	SCOP - Energy class		4.6 - A++	4.6 - A++
Working range	Outdoor ambient temperature for cooling min./max.	°C	-15°C / 50°C	-15°C / 50°C
	Outdoor ambient temperature for heating min./max.	°C	-15°C / 30°C	-15°C / 30°C
	Indoor ambient temperature for cooling min./max.	°C	17°C / 32°C	17°C / 32°C
	Indoor ambient temperature for heating min./max.	°C	0°C / 30°C	0°C / 30°C

INDOOR UNIT			KAY-D 26 DR9	KAY-D 35 DR9
Indoor unit	Air flow low/medium/high	m³/h	384 / 478 / 558	384 / 478 / 558
	Sound pressure low/medium/high	dB(A)	24 / 32 / 37.5	24 / 32 / 37.5
	Sound power level	dB(A)	51	51
	Width/height/depth	mm	897 / 312 / 182	897 / 312 / 182
	Net weight	kg	10.5	10.5

OUTDOOR UNIT			KAE 35 DR9	KAE 35 DR9
Outdoor unit	Compressor type		Rotary	Rotary
	Air flow	m³/h	2150	2200
	Sound pressure	dB(A)	54	54
	Sound power level	dB(A)	58	60
	Width/height/depth	mm	765 / 555 / 303	765 / 555 / 303
	Net weight	kg	26.7	26.7
	Power supply	V/ph/Hz	220-240/1/50	220-240/1/50
	Power wiring	mm²	(2+T)x1.5	(2+T)x1.5
Communication wiring		mm²	(4+T)x1.5	(4+T)x1.5
Refrigerant	Type refrigerant		R-32	R-32
	Refrigerant charge	kg	0.62	0.62
	Liquid/gas pipe diameter	inch	1/4" / 3/8"	1/4" / 3/8"
	Piping height difference	m	10	10
	Piping max. length	m	25	25

Supplementary charge: Factory pre-charge for 5 m of installation. Additional charge per metre added after 5 m.
NOTE: Before installing these units, please check the standards in force in your country regarding the use of refrigerant gases.

PRODIGY PRO NEW

General Characteristics

PRODIGY PRO wall unit represents the definitive revolution in installation and preventive maintenance. Born to beat the time, Prodigy PRO only needs 1 screw and 1 minute to complete disassemble the unit. A+++/A++ efficiency, K-Ion technology, flexible installation, easy cleaning... The definitive Split has born, top technology delivered to you by Kaysun.

- Optional WiFi control adding WIFI USB 01.
- Multisystem compatible unit.
- The white translucent smart display provides user with information on the equipment and alarm systems status.
- Display and buzzer switch-off to improve ambient comfort.
- KID-05 S controller included. It can control unit's work parameters and change its configuration.
- Louvers position storage.
- Drainage pipe connection from left or right option.
- SCOP 4.6, over European Directive ErP, for a high energy efficiency.
- Easy Dissemble: With the innovative 1-screw fixed design, it only takes 1 minute to dissemble the inside fan to clean or make a simple preventive maintenance.
- Flexible space solution: Flexible Placing with Optimal Cooling. 5cm Short Ceiling Distance Required. For situations with lower ceiling, above the window, or on the porch.
- K-Ion Technology: Active bipolar ionization included, we can actively help neutralize particles, bacteria, virus cells, odorous gases, aerosols and volatile organic compounds (VOCs).

K-ION TECHNOLOGY

ONLY 1 MINUTE TO DISASSEMBLE THE UNIT

WIFI CONTROL (OPTIONAL)

KID-05 S
Standard

OTHER CONTROLLERS

WiFi

K01-WIFI

WIFI USB 01
Optional WiFi

R-32 REFRIGERANT · A+++ SEER · A++ SCOP · ERP · K-ION · SCOP 4.6 · CONDENSATION CONTROL · 3D TECHNOLOGY · LOW SOUND LEVEL · FOLLOW ME · INTELLIGENT · SMART HOME · NIGHT MODE · TURBO MODE

→ Technical Specifications

SET			AKAY-P 26 DR9	AKAY-P 35 DR9
Indoor unit			KAY-P 26 DR9	KAY-P 35 DR9
Outdoor unit			KAE-P 26 DR9	KAE-P 35 DR9
Capacity	Cooling rated (min./max.)	kW	2.73 (1.32 / 3.81)	3.52 (1.32 / 3.96)
	Heating rated (min./max.)	kW	3.14 (0.88 / 4.4)	3.96 (0.88 / 4.54)
	Heating rated at -7°C	kW	TBD	TBD
Cooling input rated (min./max.)		W	600 (130 / 1200)	880 (130 / 1250)
Heating input rated (min./max.)		W	690 (120 / 1400)	990 (120 / 1450)
Heating input rated at -7°C		W	TBD	TBD
Energy efficiency	SEER - Energy class		8.6 - A+++	8.5 - A+++
	SCOP warm areas - Energy class		5.1 - A+++	5.1 - A+++
	SCOP - Energy class		4.6 - A++	4.6 - A++
Working range	Outdoor ambient temperature for cooling min./max.	°C	-15°C / 50°C	-15°C / 50°C
	Outdoor ambient temperature for heating min./max.	°C	-20°C / 24°C	-20°C / 24°C
	Indoor ambient temperature for cooling min./max.	°C	16°C / 32°C	16°C / 32°C
	Indoor ambient temperature for heating min./max.	°C	0°C / 30°C	0°C / 30°C

INDOOR UNIT			KAY-P 26 DR9	KAY-P 35 DR9
Indoor unit	Air flow low/medium/high	m³/h	280 / 360 / 530	290 / 380 / 560
	Sound pressure silence/low/medium/high	dB(A)	20.5 / 21.5 / 32 / 37	21 / 22 / 33 / 40
	Sound power level	dB(A)	58	59
	Width/height/depth	mm	795 / 295 / 225	795 / 295 / 225
	Net weight	kg	10.2	10.2

OUTDOOR UNIT			KAE-P 26 DR9	KAE-P 35 DR9
Outdoor unit	Compressor type		Rotary	Rotary
	Air flow	m³/h	2200	2200
	Sound pressure	dB(A)	57	57.5
	Sound power level	dB(A)	64	65
	Width/height/depth	mm	805 / 554 / 330	805 / 554 / 330
	Net weight	kg	28.4	28.4
	Power supply	V/ph/Hz	220-240/1/50	220-240/1/50
	Power wiring	mm²	(2+T)x1.5	(2+T)x1.5
Communication wiring		mm²	(4+T)x1.5	(4+T)x1.5
Refrigerant	Type refrigerant		R-32	R-32
	Refrigerant charge	kg	0.69	0.69
	Liquid/gas pipe diameter	inch	1/4" / 3/8"	1/4" / 3/8"
	Piping height difference	m	10	10
	Piping max. length	m	25	25

Supplementary charge: Factory pre-charge for 5 m of installation. Additional charge per metre added after 5 m.
NOTE: Before installing these units, please check the standards in force in your country regarding the use of refrigerant gases.

DOUBLE FLOW CONSOLE

General Characteristics

The Double Flow Console has an elegant and compact design that allows for the adaptation thereof to any area to be air-conditioned. It is fitted with the latest technological features, thereby providing users with a high comfort level.

- Double air supply.
- Four air intakes.
- Silent unit.
- DC Inverter fan motor with 5 speeds.
- Voltage-free alarm and ON/OFF dry contacts.
- Optional wired controller.

KID-05 S
Standard

DUAL FILTRATION

WALL CONTROLLER COMPATIBLE

WIFI CONTROL (OPTIONAL)

OTHER CONTROLLERS

Individuals

KC-02.1 H

KCT-02.1 SR

K01-WIFI

R-32 REFRIGERANT | A++ SEER | A+ SCOP | ERP | SCOP 4.6 | CONDENSATION CONTROL | FOLLOW ME | MULTIPLE AIR INLETS | AIR OUTLET

→ Technical Specifications

SET			KSDA-35 DVR13	KSDA-52 DVR13
Indoor unit			KSD-35 DR13	KSD-52 DR13
Outdoor unit			KUE-35 DVR13	KUE-52 DVR13
Capacity	Cooling rated (min./max.)	kW	3.52 (0.77 / 3.97)	4.84 (2.64 / 5.13)
	Heating rated (min./max.)	kW	3.81 (0.46 / 4.35)	4.98 (2.2 / 5.24)
	Heating rated at -7°C	kW	3.18	3.53
Cooling input rated (min./max.)		W	1020 (174 / 1333)	1600 (651 / 2027)
Heating input rated (min./max.)		W	1090 (149 / 1418)	1548 (606 / 1816)
Heating input rated at -7°C		W	1094	1310
Energy efficiency	SEER - Energy class		6.1 - A++	6.1 - A++
	SCOP warm areas - Energy class		5.1 - A+++	4.6 - A++
	SCOP - Energy class		4 - A+	3.8 - A
Working range	Outdoor ambient temperature for cooling min./max.	°C	-15°C / 50°C	-15°C / 50°C
	Outdoor ambient temperature for heating min./max.	°C	-15°C / 24°C	-15°C / 24°C
	Indoor ambient temperature for cooling min./max.	°C	16°C / 30°C	16°C / 30°C
	Indoor ambient temperature for heating min./max.	°C	0°C / 30°C	0°C / 30°C

INDOOR UNIT			KSD-35 DR13	KSD-52 DR13
Indoor unit	Air flow low/medium/high	m³/h	386 / 466 / 550	400 / 480 / 560
	Sound pressure low/medium/high	dB(A)	33.5 / 38 / 41.5	36 / 39 / 45
	Sound power level	dB(A)	58	60
	Width/height/depth	mm	700 / 210 / 600	700 / 210 / 600
	Net weight	kg	14.6	14.7
	Power supply	V/ph/Hz	With communication	With communication
	Power wiring	mm²	With communication	With communication

OUTDOOR UNIT			KUE-35 DVR13	KUE-52 DVR13
Outdoor unit	Compressor type		Rotary	Rotary
	Air flow	m³/h	2200	2100
	Sound pressure	dB(A)	53.6	56
	Sound power level	dB(A)	62	65
	Width/height/depth	mm	765 / 555 / 303	805 / 554 / 330
	Net weight	kg	26.6	32.5
	Power supply	V/ph/Hz	220-240/1/50	220-240/1/50
	Power wiring	mm²	(2+T)x1.5	(2+T)x1.5
Shielded communication wiring		mm²	4x1	4x1
Refrigerant	Type refrigerant		R-32	R-32
	Refrigerant charge/supplementary	kg	0.72 / 0.012	1.15 / 0.012
	Liquid/gas pipe diameter	inch	1/4" / 3/8"	1/4" / 1/2"
	Piping height difference	m	10	20
	Piping max. length	m	25	30

Supplementary charge: Factory pre-charge for 5 m of installation. Additional charge per metre added after 5 m.
NOTE: Before installing these units, please check the standards in force in your country regarding the use of refrigerant gases.

MULTISYSTEM SUITE

Residential Product Range

Elegance and comfort for your home

Introducing the KAYSUN Multisystem DC Inverter designed to provide comfort and technology to every space. This is a flexible and versatile range that allows multiple combinations with different types of interior units. This range is also affected by the European Directive ErP regarding equipment of less than 8 kW, with which is compliant thanks to the technological development of its components. The whole range is fitted with fans and DC Inverters compressors. These units are the solution for small spaces in which a larger scale installation is not possible. They allow for combinations containing up to 5 indoor units. The Multisystem range increases the number of indoor units compatible with R-32 refrigerant.

OUTDOOR UNITS

The residential product range has external units with a robust design designed to make maintenance easier and to protect its main components, so as to extend the useful life of the product.

- STRONG
- LOW SOUND LEVELS
- ErP
- R-32

WALL-HUNG HYDRAULIC KIT (KHHP-BI)

KHHP-BI is the perfect solution for those who need to find a commitment between an affordable and efficient installation and provides immediate comfort. Its wall-hung hydraulic kit and its ducts set make it the most versatile solution of the range.

R-32

→ MULTISYSTEM

POWER kW	2.0	2.6	3.5	5.2	7.1

INDOOR UNITS

CASUAL		KAY-CF 26 DR10	KAY-CF 35 DR10	KAY-CF 52 DR10	KAY-CF 71 DR10
PRODIGY NEW		KAY-26 DR9	KAY-35 DR9	KAY-52 DR9	KAY-71 DR9
ONNIX NEW		KAY-D 26 DR9	KAY-D 35 DR9		
PRODIGY PRO NEW		KAY-P 26 DR9	KAY-P 35 DR9		
DOUBLE FLOW CONSOLE			KSD-35 DR13	KSD-52 DR13	
CASSETTE 600X600		KCI-26 DMR13	KCI-35 DR13	KCI-52 DR13	
DUCTS	KPD-35 DR13*	KPD-35 DR13*	KPD-35 DR13	KPD-52 DR13	
HYDRAULIC KIT NEW	8 kW				

*The KPD-35 DR13 unit can be configured for 2kW and 2.6kW

POWER kW	4.2	5.2	6.2	7.8	8.0	10.5	12.0

OUTDOOR UNITS

No. OF INDOOR UNITS							
2	KAM2-42 DR7	KAM2-52 DR7.1					
3			KAM3-62 DR7	KAM3-78 DR7.1			
4					KAM4-80 DR7	KAM4-105 DR7	
5							KAM5-120 DR8

OUTDOOR UNITS MULTISYSTEM

General Characteristics

Kaysun Multisystem outdoor units, with their strong structure, provide greater output with less noise pollution.

STRONG

QUIET

Technical Specifications

MODEL			KAM2-42 DR7	KAM2-52 DR7.1	KAM3-62 DR7	KAM3-78 DR7.1
Capacity	Cooling rated	kW	4.1	5.28	6.15	7.91
	Heating rated	kW	4.39	5.57	6.59	8.21
	Heating rated at -7°C	kW	3.5	3.62	4.13	6.52
Cooling input rated		W	1270	1630	1900	2450
Heating input rated		W	1200	1500	1770	2200
Heating input rated at -7°C		W	1620	1490	1750	3080
Energy efficiency	SEER - Energy class		6.8 - A++	6.6 - A++	6.5 - A++	6.7 - A++
	SCOP warm areas - Energy class		4 - A+	4 - A+	4 - A+	4 - A+
	COP -7°C		3.19	3.2	3.1	3.13
No. indoor units			2	2	3	3
Outdoor unit	Compressor type		Rotary	Rotary	Rotary	Rotary
	Air flow	m³/h	2200	2200	3000	2700
	Sound pressure	dB(A)	57	56	57.5	54
	Sound power level	dB(A)	66	63	66	67
	Width/height/depth	mm	800 / 554 / 333	800 / 554 / 333	845 / 702 / 363	845 / 702 / 363
	Net weight	kg	31.6	35.5	46.8	53
	Power supply	V/ph/Hz	220-240/1/50	220-240/1/50	220-240/1/50	220-240/1/50
	Power wiring	mm²	(2+T)x2.5	(2+T)x2.5	(2+T)x4	(2+T)x4
Communication wiring		mm²	(3+T)x2.5	(3+T)x2.5	(3+T)x2.5	(3+T)x2.5
Refrigerant	Type refrigerant		R-32	R-32	R-32	R-32
	Refrigerant charge	kg	0.9	1.25	1.4	1.72
	Pre-charge meters	m	15	15	22.5	22.5
	Liquid/gas pipe diameter	inch	2x 1/4" / 2x 3/8"	2x 1/4" / 2x 3/8"	3x 1/4" / 3x 3/8"	3x 1/4" / 3x 3/8"
	Piping height difference	m	15	15	15	15
	Piping max. length	m	40	40	60	60
	Piping max. length (1 indoor unit)	m	15	15	30	30
	Height difference between indoor units	m	10	10	10	10
Working range	Outdoor ambient temperature for cooling min./max.	°C	-15°C / 50°C	-15°C / 50°C	-15°C / 50°C	-15°C / 50°C
	Outdoor ambient temperature for heating min./max.	°C	-15°C / 24°C	-15°C / 24°C	-15°C / 24°C	-15°C / 24°C

Refrigerant charge: For additional charge use the following formula: Additional charge (g) = (Total length of all circuits liquid line of 1/4" x 12 g) + (Total length of liquid line of 3/8" x 24 g) - (Total length of factory pre-charge x 12 g).
NOTES: Standard performance data; definitive performance data depend on the combination of indoor units.
Before installing these units, please check the standards in force in your country regarding the use of refrigerant gases.

R-32 REFRIGERANT | ERP | CONDENSATION CONTROL | DC INVERTER COMPRESSOR | DC INVERTER EXTERNAL FAN

				Unit compatible with Hydraulic kit	
MODEL			**KAM4-80 DR7**	**KAM4-105 DR7**	**KAM5-120 DR8**
Capacity	**Cooling rated**	**kW**	8.2	10.55	12.31
	Heating rated	**kW**	8.79	11.4	12.6
	Heating rated at -7°C	**kW**	5.81	7.33	TBD
Cooling input rated		**W**	2500	3265	3800
Heating input rated		**W**	2400	2840	3300
Heating input rated at -7°C		**W**	2840	4010	TBD
Energy efficiency	**SEER - Energy class**		6.5 - A++	6.5 - A++	6.5 - A++
	SCOP warm areas - Energy class		4 - A+	3.8 - A	3.8 - A
	COP -7°C		3.1	3.11	TBD
No. indoor units			4	4	5
Outdoor unit	**Compressor type**		Rotary	Rotary	Rotary
	Air flow	**m³/h**	3800	4000	3850
	Sound pressure	**dB(A)**	61	63	61.5
	Sound power level	**dB(A)**	69	68	70
	Width/height/depth	**mm**	946 / 810 / 410	946 / 810 / 410	946 / 810 / 410
	Net weight	**kg**	62.1	68.8	74.1
	Power supply	**V/ph/Hz**	220-240/1/50	220-240/1/50	220-240/1/50
	Power wiring	**mm²**	(2+T)x4	(2+T)x6	(2+T)x6
Communication wiring		**mm²**	(3+T)x2.5	(3+T)x2.5	(3+T)x2.5
Refrigerant	**Type refrigerant**		R-32	R-32	R-32
	Refrigerant charge	**kg**	2.1	2.1	2.9
	Pre-charge meters	**m**	30	30	37.5
	Liquid/gas pipe diameter	**inch**	4x 1/4" / 3x 3/8" + 1x 1/2"	4x 1/4" / 3x 3/8" + 1x 1/2"	5x 1/4" / 4x 3/8" + 1x 1/2"
	Piping height difference	**m**	15	15	15
	Piping max. length	**m**	80	80	80
	Piping max. length (1 indoor unit)	**m**	35	35	35
	Height difference between indoor units	**m**	10	10	10
Working range	**Outdoor ambient temperature for cooling min./max.**	**°C**	-15°C / 50°C	-15°C / 50°C	-15°C / 50°C
	Outdoor ambient temperature for heating min./max.	**°C**	-15°C / 24°C	-15°C / 24°C	-15°C / 24°C

Refrigerant charge: For additional charge use the following formula: Additional charge (g) = (Total length of all circuits liquid line of 1/4" x 12 g) + (Total length of liquid line of 3/8" x 24 g) - (Total length of factory pre-charge x 12 g).
NOTES: Standard performance data; definitive performance data depend on the combination of indoor units.
Before installing these units, please check the standards in force in your country regarding the use of refrigerant gases.

INDOOR UNITS MULTISYSTEM

→ Technical Specifications

CASUAL

MODEL			KAY-CF 26 DR10	KAY-CF 35 DR10	KAY-CF 52 DR10	KAY-CF 71 DR10
Capacity	Cooling rated	kW	2.64	3.52	5.28	7.03
	Heating rated	kW	2.93	3.81	5.57	7.33
Indoor unit	Air flow low/medium/high	m³/h	325 / 360 / 466	314 / 430 / 540	540 / 680 / 840	662 / 817 / 980
	Sound pressure low/medium/high	dB(A)	25 / 32 / 38.5	25 / 34.5 / 40.5	26 / 36 / 42.5	36 / 40.5 / 45
	Sound power level	dB(A)	54	55	56	59
	Width/height/depth	mm	805 / 285 / 194	805 / 285 / 194	957 / 302 / 213	1040 / 327 / 220
	Net weight	kg	7.6	7.6	10	12.3
Communication wiring		mm²	(3+T)x2.5	(3+T)x2.5	(3+T)x2.5	(3+T)x2.5
Refrigerant	Liquid/gas pipe diameter	inch	1/4" / 3/8"	1/4" / 3/8"	1/4" / 1/2"	3/8" / 5/8"

PRODIGY

MODEL			KAY-26 DR9	KAY-35 DR9	KAY-52 DR9	KAY-71 DR9
Capacity	Cooling rated	kW	2.64	3.52	5.28	7.03
	Heating rated	kW	2.93	3.81	5.57	7.33
Indoor unit	Air flow low/medium/high	m³/h	305 / 365 / 480	327 / 414 / 531	540 / 710 / 800	640 / 860 / 980
	Sound pressure low/medium/high	dB(A)	24 / 29 / 36.5	25 / 33 / 39	32 / 39 / 43.5	33 / 42 / 46
	Sound power level	dB(A)	53	53	56.5	62
	Width/height/depth	mm	805 / 302 / 193	805 / 302 / 193	964 / 325 / 222	1106 / 342 / 232
	Net weight	kg	8.7	8.7	11.3	14.2
Communication wiring		mm²	(3+T)x2.5	(3+T)x2.5	(3+T)x2.5	(3+T)x2.5
Refrigerant	Liquid/gas pipe diameter	inch	1/4" / 3/8"	1/4" / 3/8"	1/4" / 1/2"	3/8" / 5/8"

ONNIX

MODEL			KAY-D 26 DR9	KAY-D 35 DR9
Capacity	Cooling rated	kW	2.64	3.52
	Heating rated	kW	3.22	3.81
Indoor unit	Air flow low/medium/high	m³/h	384 / 478 / 558	384 / 478 / 558
	Sound pressure silence/low/medium/high	dB(A)	21 / 24 / 32 / 37.5	21 / 24 / 32 / 37.5
	Sound power level	dB(A)	51	51
	Width/height/depth	mm	897 / 312 / 182	897 / 312 / 182
	Net weight	kg	10.5	10.5
Communication wiring		mm²	(3+T)x2.5	(3+T)x2.5
Refrigerant	Liquid/gas pipe diameter	inch	1/4" / 3/8"	1/4" / 3/8"

PRODIGY PRO

MODEL			KAY-P 26 DR9	KAY-P 35 DR9
Capacity	Cooling rated	kW	2.73	3.52
	Heating rated	kW	3.14	3.96
Indoor unit	Air flow low/medium/high	m³/h	280 / 360 / 530	290 / 380 / 560
	Sound pressure silence/low/medium/high	dB(A)	20.5 / 21.5 / 32 / 37	21 / 22 / 33 / 40
	Sound power level	dB(A)	58	59
	Width/height/depth	mm	795 / 295 / 225	795 / 295 / 225
	Net weight	kg	10.2	10.2
Communication wiring		mm²	(3+T)x2.5	(3+T)x2.5
Refrigerant	Liquid/gas pipe diameter	inch	1/4" / 3/8"	1/4" / 3/8"

NOTE: Before installing these units, please check the standards in force in your country regarding the use of refrigerant gases.

CASSETTE 600X600

MODEL			KCI-26 DMR13	KCI-35 DR13	KCI-52 DR13
Capacity	Cooling rated	kW	2.63	3.52	5.28
	Heating rated	kW	2.93	3.81	5.57
Indoor unit	Air flow low/medium/high	m³/h	450 / 500 / 580	389 / 485 / 569	479 / 584 / 680
	Sound pressure low/medium/high	dB(A)	29 / 33 / 38	34.5 / 37.5 / 42	39 / 44 / 45.4
	Sound power level	dB(A)	53	57	59
	Width/height/depth	mm	570 / 260 / 570	570 / 260 / 570	570 / 260 / 570
	Net weight	kg	14.7	16.3	16
Panel	Width/height/depth	mm	647 / 50 / 647	647 / 50 / 647	647 / 50 / 647
	Net weight	kg	2.5	2.5	2.5
Communication wiring		mm²	(3+T)x2.5	(3+T)x2.5	(3+T)x2.5
Refrigerant	Liquid/gas pipe diameter	inch	1/4" / 3/8"	1/4" / 3/8"	1/4" / 1/2"

DOUBLE FLOW CONSOLE

MODEL			KSD-35 DR13	KSD-52 DR13
Capacity	Cooling rated	kW	3.52	4.84
	Heating rated	kW	3.81	4.98
Indoor unit	Air flow low/medium/high	m³/h	386 / 466 / 550	400 / 480 / 560
	Sound pressure low/medium/high	dB(A)	33.5 / 38 / 41.5	36 / 39 / 45
	Sound power level	dB(A)	58	60
	Width/height/depth	mm	700 / 600 / 210	700 / 600 / 210
	Net weight	kg	14.6	14.7
Communication wiring		mm²	(3+T)x2.5	(3+T)x2.5
Refrigerant	Liquid/gas pipe diameter	inch	1/4" / 3/8"	1/4" / 1/2"

DUCTS

MODEL COMPATIBLE WITH WIFI MODEL COMPATIBLE WITH XYE PORT			KPD-35 DR13 KPD-35 DR13-X	KPD-52 DR13 KPD-52 DR13-X
Capacity	Cooling rated	kW	3.52	5.28
	Heating rated	kW	3.81	5.57
Indoor unit	Air flow low/medium/high	m³/h	350 / 500 / 600	420 / 670 / 870
	Sound pressure low/medium/high	dB(A)	29.8 / 33.5 / 36	26 / 29.8 / 35
	Max. pressure available	Pa	60	100
	Sound power level	dB(A)	59	59
	Width/height/depth	mm	700 / 200 / 506	880 / 210 / 674
	Air inlet width/height	mm	599/186	537/152
	Air outler width/height	mm	782/190	706/136
	Net weight	kg	17.8	24.4
Communication wiring		mm²	(3+T)x2.5	(3+T)x2.5
Refrigerant	Liquid/gas pipe diameter	inch	1/4" / 3/8"	1/4" / 1/2"

WALL-HUNG HYDRAULIC KIT

INDOOR UNIT			KHHP-BI
Power supply		V/ph/Hz	220-240/1/50
Capacity	Heating (A+7°C, LW35°C)	kW	8
	COP		4.4
	Heating (A+2°C, LW55°C)	kW	8
	COP		2.1
Indoor unit	Sound pressure	dB(A)	32
	Sound power level	dB(A)	44
	Width/height/depth	mm	490 / 918 / 325
	Net weight	kg	56
	Electrical heater	kW	3100
			Compatible with outdoor unit KAM4-105 DR7

NOTE: Before installing these units, please check the standards in force in your country regarding the use of refrigerant gases.

COMBINED SYSTEMS
2x1

R-32

KAM2-42 DR7 (R-32)

COOLING

Comb. Indoor Unit		Rated Capacity (kW)		Cooling Capacity (kW)			Power Input (kW)			SEER	Energy Class
A	B	A	B	Min.	Rated	Max.	Min.	Rated	Max.		
20	–	2.0	–	1.2	2.0	2.9	0.3	0.6	0.8	–	–
26	–	2.5	–	1.2	2.5	3.2	0.3	0.8	1.0	–	–
35	–	3.5	–	1.2	3.5	3.9	0.3	1.1	1.3	–	–
52	–	4.1	–	1.4	4.1	4.9	0.4	1.3	1.6	–	–
20	20	2.1	2.1	1.8	4.1	4.9	0.4	1.3	1.6	6.8	A++
20	26	1.8	2.3	1.8	4.1	4.9	0.4	1.3	1.6	6.8	A++
20	35	1.5	2.6	1.8	4.1	4.9	0.4	1.3	1.6	6.8	A++
26	26	2.1	2.1	1.8	4.1	4.9	0.4	1.3	1.6	6.8	A++
26	35	1.8	2.3	1.8	4.1	4.9	0.4	1.3	1.6	6.8	A++

HEATING

Comb. Indoor Unit		Rated Capacity (kW)		Heating Capacity (kW)			Power Input (kW)			SCOP	Energy Class
A	B	A	B	Min.	Rated	Max.	Min.	Rated	Max.		
20	–	2.5	–	1.3	2.5	2.8	0.3	0.7	0.8	–	–
26	–	2.9	–	1.3	2.9	3.4	0.3	0.8	1.0	–	–
35	–	3.8	–	1.3	3.8	4.3	0.3	1.0	1.3	–	–
52	–	4.4	–	1.5	4.4	5.2	0.4	1.2	1.5	–	–
20	20	2.2	2.2	1.9	4.4	5.3	0.4	1.2	1.5	4.0	A+
20	26	1.9	2.5	1.9	4.4	5.3	0.4	1.2	1.5	4.0	A+
20	35	1.6	2.8	1.9	4.4	5.3	0.4	1.2	1.5	4.0	A+
26	26	2.2	2.2	1.9	4.4	5.3	0.4	1.2	1.5	4.0	A+
26	35	1.9	2.5	1.9	4.4	5.3	0.4	1.2	1.5	4.0	A+

KAM2-52 DR7.1 (R-32)

COOLING

Comb. Indoor Unit		Rated Capacity (kW)		Cooling Capacity (kW)			Power Input (kW)			SEER	Energy Class
A	B	A	B	Min.	Rated	Max.	Min.	Rated	Max.		
26	–	2.5	–	1.4	2.5	3.3	0.4	0.7	0.9	–	–
35	–	3.5	–	1.4	3.5	3.9	0.4	1.0	1.3	–	–
52	–	5.0	–	1.6	5.0	5.5	0.5	1.5	1.9	–	–
20	20	2.1	2.1	2.1	4.2	5.6	0.5	1.2	2.0	6.1	A++
20	26	2.1	2.6	2.1	4.7	5.8	0.5	1.5	2.0	6.1	A++
20	35	1.9	3.3	2.1	5.2	6.4	0.5	1.6	2.0	6.1	A++
26	26	2.6	2.6	2.1	5.3	6.4	0.5	1.6	2.0	6.6	A++
26	35	2.3	3.0	2.1	5.3	6.4	0.5	1.6	2.0	6.6	A++
26	52	1.8	3.6	2.1	5.4	6.5	0.5	1.7	2.0	6.6	A++
35	35	2.7	2.7	2.1	5.3	6.4	0.5	1.6	2.0	6.6	A++

HEATING

Comb. Indoor Unit		Rated Capacity (kW)		Heating Capacity (kW)			Power Input (kW)			SCOP	Energy Class
A	B	A	B	Min.	Rated	Max.	Min.	Rated	Max.		
26	–	3.0	–	1.6	3.0	3.8	0.3	0.8	1.0	–	–
35	–	3.8	–	1.6	3.8	4.6	0.3	1.0	1.2	–	–
52	–	5.3	–	1.7	5.3	5.8	0.4	1.4	1.7	–	–
20	20	2.5	2.5	2.2	5.0	6.0	0.5	1.3	1.9	4.0	A+
20	26	2.3	3.0	2.2	5.3	6.1	0.5	1.4	1.9	4.0	A+
20	35	2.0	3.5	2.2	5.5	6.4	0.5	1.5	1.9	4.0	A+
26	26	2.8	2.8	2.2	5.6	6.8	0.5	1.4	1.9	4.0	A+
26	35	2.4	3.2	2.2	5.6	6.8	0.5	1.4	1.9	4.0	A+
26	52	1.9	3.9	2.2	5.8	6.9	0.5	1.5	1.9	4.0	A+
35	35	2.8	2.8	2.2	5.6	6.8	0.5	1.4	1.9	4.0	A+

COMBINED SYSTEMS

3x1

R-32

KAM3-62 DR7 (R-32)

COOLING

Comb. Indoor Unit			Rated Capacity (kW)			Cooling Capacity (kW)			Power Input (kW)			SEER	Energy Class
A	B	C	A	B	C	Min.	Rated	Max.	Min.	Rated	Max.		
20	–	–	2.0	–	–	1.4	2.0	2.9	0.4	0.6	0.8	–	–
26	–	–	2.5	–	–	1.4	2.5	3.2	0.4	0.8	1.0	–	–
35	–	–	3.5	–	–	1.4	3.5	3.9	0.4	1.1	1.3	–	–
52	–	–	5.0	–	–	1.6	5.0	6.5	0.5	1.5	1.8	–	–
20	20	–	2.1	2.1	–	2.0	4.2	5.5	0.6	1.3	1.9	6.1	A++
20	26	–	2.1	2.6	–	2.0	4.7	5.8	0.6	1.5	2.0	6.1	A++
20	35	–	2.0	3.3	–	2.0	5.3	6.1	0.6	1.6	2.1	6.1	A++
20	52		1.8	4.5	–	2.0	6.3	6.8	0.6	2.0	2.2	6.1	A++
26	26	–	2.7	2.7	–	2.0	5.3	6.4	0.6	1.6	2.1	6.1	A++
26	35	–	2.6	3.4	–	2.0	6.0	6.6	0.6	1.9	2.1	6.1	A++
26	52	–	2.1	4.2	–	2.0	6.3	6.8	0.6	1.9	2.2	6.1	A++
35	35	–	3.1	3.1	–	2.0	6.2	6.8	0.6	1.9	2.2	6.1	A++
20	20	20	2.0	2.0	2.0	2.4	6.1	7.2	0.7	1.9	2.4	6.5	A++
20	20	26	1.9	1.9	2.5	2.4	6.3	7.3	0.7	2.0	2.4	6.5	A++
20	20	35	1.7	1.7	2.9	2.4	6.3	7.3	0.7	1.9	2.4	6.5	A++
20	26	26	1.8	2.3	2.3	2.4	6.3	7.3	0.7	1.9	2.4	6.5	A++
26	26	26	2.1	2.1	2.1	2.4	6.3	7.3	0.7	1.9	2.4	6.5	A++

HEATING

Comb. Indoor Unit			Rated Capacity (kW)			Heating Capacity (kW)			Power Input (kW)			SCOP	Energy Class
A	B	C	A	B	C	Min.	Rated	Max.	Min.	Rated	Max.		
20	–	–	2.5	–	–	1.4	2.5	3.0	0.4	0.7	0.8	–	–
26	–	–	3.0	–	–	1.4	3.0	3.6	0.4	0.8	1.0	–	–
35	–	–	3.8	–	–	1.4	3.8	4.6	0.4	1.0	1.2	–	–
52	–	–	5.2	–	–	1.8	5.2	6.8	0.5	1.4	2.0	–	–
20	20	–	2.5	2.5	–	2.2	5.0	5.9	0.5	1.3	1.8	3.8	A
20	26	–	2.5	3.2	–	2.2	5.6	6.3	0.5	1.5	1.9	3.8	A
20	35	–	2.2	3.7	–	2.2	5.9	6.6	0.5	1.6	1.9	3.8	A
20	52		1.8	4.7	–	2.2	6.5	7.4	0.5	1.8	2.0	4.0	A+
26	26	–	3.0	3.0	–	2.2	5.9	6.9	0.5	1.6	1.9	3.8	A
26	35	–	2.7	3.6	–	2.2	6.3	7.1	0.5	1.7	2.0	4.0	A+
26	52	–	2.2	4.4	–	2.2	6.6	7.4	0.5	1.8	2.0	4.0	A+
35	35	–	3.2	3.2	–	2.2	6.3	7.4	0.5	1.7	2.0	4.0	A+
20	20	20	2.2	2.2	2.2	2.3	6.6	7.8	0.6	1.8	2.2	4.0	A+
20	20	26	2.0	2.0	2.6	2.3	6.7	7.8	0.6	1.8	2.2	4.0	A+
20	20	35	1.8	1.8	3.1	2.3	6.7	7.9	0.6	1.8	2.2	4.0	A+
20	26	26	1.9	2.4	2.4	2.3	6.7	7.9	0.6	1.8	2.2	4.0	A+
26	26	26	2.2	2.2	2.2	2.3	6.7	7.9	0.6	1.8	2.2	4.0	A+

KAM3-78 DR7.1 (R-32)

COOLING

Comb. Indoor Unit			Rated Capacity (kW)			Cooling Capacity (kW)			Power Input (kW)			SEER	Energy Class
A	B	C	A	B	C	Min.	Rated	Max.	Min.	Rated	Max.		
20	–	–	2.0	–	–	1.6	2.0	2.9	0.4	0.6	0.8	–	–
26	–	–	2.5	–	–	1.6	2.5	3.2	0.4	0.8	1.0	–	–
35	–	–	3.5	–	–	1.6	3.5	3.9	0.4	1.1	1.3	–	–
52	–	–	5.0	–	–	1.8	5.0	6.5	0.5	1.5	1.8	–	–
20	20	–	2.1	2.1	–	2.2	4.2	6.3	0.6	1.3	2.1	5.6	A+
20	26	–	2.1	2.6	–	2.2	4.7	6.7	0.6	1.5	2.2	5.6	A+
20	35	–	2.0	3.3	–	2.2	5.3	7.1	0.6	1.6	2.4	5.6	A+
20	52	–	1.8	4.7	–	2.2	6.5	7.9	0.6	2.0	2.7	5.6	A+
26	26	–	2.7	2.7	–	2.2	5.3	7.1	0.6	1.6	2.4	5.6	A+
26	35	–	2.6	3.4	–	2.2	6.0	7.5	0.6	1.9	2.6	5.6	A+
26	52	–	2.3	4.5	–	2.2	6.8	7.9	0.6	2.1	2.7	5.6	A+
35	35	–	3.2	3.2	–	2.2	6.3	7.7	0.6	1.9	2.6	5.6	A+
35	52	–	2.7	4.1	–	2.2	6.8	7.9	0.6	2.1	2.7	5.6	A+
20	20	20	2.4	2.4	2.4	2.8	7.3	8.7	0.8	2.3	2.9	6.1	A++
20	20	26	2.3	2.3	2.9	2.8	7.4	8.7	0.8	2.3	2.9	6.1	A++
20	20	35	2.1	2.1	3.6	2.8	7.9	8.7	0.8	2.4	2.9	6.1	A++
20	26	26	2.1	2.7	2.7	2.8	7.6	8.7	0.8	2.4	2.9	6.1	A++
20	26	35	2.0	2.5	3.4	2.8	7.9	8.7	0.8	2.4	2.9	6.1	A++
20	35	35	1.8	3.1	3.1	2.8	7.9	8.7	0.8	2.4	2.9	6.1	A++
26	26	26	2.6	2.6	2.6	2.8	7.9	8.7	0.8	2.4	2.9	6.1	A++
26	26	35	2.4	2.4	3.2	2.8	7.9	8.7	0.8	2.4	2.9	6.1	A++
26	35	35	2.2	2.9	2.9	2.8	7.9	8.7	0.8	2.4	2.9	6.1	A++
35	35	35	2.6	2.6	2.6	2.8	7.9	8.7	0.8	2.4	2.9	6.1	A++

HEATING

Comb. Indoor Unit			Rated Capacity (kW)			Heating Capacity (kW)			Power Input (kW)			SCOP	Energy Class
A	B	C	A	B	C	Min.	Rated	Max.	Min.	Rated	Max.		
20	–	–	2.5	–	–	1.6	2.5	2.9	0.4	0.7	0.8	–	–
26	–	–	3.0	–	–	1.6	3.0	3.2	0.4	0.8	1.0	–	–
35	–	–	3.8	–	–	1.6	3.8	3.9	0.4	1.0	1.2	–	–
52	–	–	5.2	–	–	1.9	5.2	7.2	0.5	1.4	1.6	–	–
20	20	–	2.5	2.5	–	2.3	5.0	6.6	0.6	1.3	1.9	3.8	A
20	26	–	2.5	3.2	–	2.3	5.6	7.0	0.6	1.5	2.0	3.8	A
20	35	–	2.2	3.8	–	2.3	6.0	7.4	0.6	1.6	2.2	3.8	A
20	52	–	2.0	5.0	–	2.3	7.0	8.2	0.6	1.9	2.4	3.8	A
26	26	–	3.0	3.0	–	2.3	6.0	7.4	0.6	1.6	2.2	3.8	A
26	35	–	2.7	3.6	–	2.3	6.3	7.8	0.6	1.7	2.3	3.8	A
26	52	–	2.3	4.7	–	2.3	7.0	8.2	0.6	1.9	2.4	3.8	A
35	35	–	3.3	3.3	–	2.3	6.5	8.0	0.6	1.8	2.4	3.8	A
35	52	–	2.8	4.2	–	2.3	7.0	8.2	0.6	1.9	2.4	3.8	A
20	20	20	2.3	2.3	2.3	2.9	6.8	9.8	0.7	1.8	2.7	4.0	A+
20	20	26	2.1	2.1	2.7	2.9	7.0	9.8	0.7	1.9	2.7	4.0	A+
20	20	35	2.1	2.1	3.6	2.9	7.9	9.8	0.7	2.1	2.7	4.0	A+
20	26	26	2.2	2.8	2.8	2.9	7.9	9.8	0.7	2.1	2.7	4.0	A+
20	26	35	2.1	2.6	3.5	2.9	8.2	9.8	0.7	2.2	2.7	4.0	A+
20	35	35	1.9	3.2	3.2	2.9	8.3	9.8	0.7	2.2	2.7	4.0	A+
26	26	26	2.7	2.7	2.7	2.9	8.2	9.8	0.7	2.2	2.7	4.0	A+
26	26	35	2.5	2.5	3.3	2.9	8.3	9.8	0.7	2.2	2.7	4.0	A+
26	35	35	2.3	3.0	3.0	2.9	8.3	9.8	0.7	2.2	2.7	4.0	A+
35	35	35	2.8	2.8	2.8	2.9	8.3	9.8	0.7	2.2	2.7	4.0	A+

COMBINED SYSTEMS
4x1

R-32

KAM4-80 DR7 (R-32)

COOLING

Comb. Indoor Unit				Rated Capacity (kW)				Cooling Capacity (kW)			Power Input (kW)			SEER	Energy Class
A	B	C	D	A	B	C	D	Min.	Rated	Max.	Min.	Rated	Max.		
20	–	–	–	2.0	–	–	–	1.5	2.0	2.9	0.4	0.6	0.8	–	–
26	–	–	–	2.5	–	–	–	1.5	2.5	3.2	0.4	0.8	1.0	–	–
35	–	–	–	3.5	–	–	–	1.5	3.5	3.9	0.4	1.1	1.3	–	–
52	–	–	–	5.0	–	–	–	1.7	5.0	6.5	0.5	1.5	1.8	–	–
20	20	–	–	2.1	2.1	–	–	2.1	4.2	6.1	0.6	1.3	2.0	6.1	A++
20	26	–	–	2.1	2.6	–	–	2.1	4.7	6.4	0.6	1.5	2.2	6.1	A++
20	35	–	–	2.0	3.3	–	–	2.1	5.3	6.8	0.6	1.6	2.3	6.1	A++
20	52	–	–	2.0	5.0	–	–	2.1	7.0	7.6	0.6	2.2	2.8	6.1	A++
26	26	–	–	2.7	2.7	–	–	2.1	5.3	6.8	0.6	1.6	2.3	6.1	A++
26	35	–	–	2.6	3.4	–	–	2.1	6.0	7.0	0.6	1.9	2.4	6.1	A++
26	52	–	–	2.4	4.9	–	–	2.1	7.3	7.6	0.6	2.3	2.8	6.1	A++
35	35	–	–	3.3	3.3	–	–	2.1	6.5	7.4	0.6	2.0	2.5	6.1	A++
35	52	–	–	2.9	4.4	–	–	2.1	7.3	7.6	0.6	2.3	2.8	6.1	A++
52	52	–	–	3.8	3.8	–	–	2.1	7.5	7.6	0.6	2.3	2.8	6.1	A++
20	20	20	–	2.0	2.0	2.0	–	2.6	6.0	8.5	0.8	1.9	2.9	6.5	A++
20	20	26	–	2.0	2.0	2.5	–	2.6	6.5	8.5	0.8	2.0	2.9	6.5	A++
20	20	35	–	1.9	1.9	3.3	–	2.6	7.1	8.5	0.8	2.2	2.9	6.5	A++
20	20	52	–	1.7	1.7	4.4	–	2.6	7.8	8.5	0.8	2.4	2.9	6.5	A++
20	26	26	–	1.9	2.4	2.7	–	2.6	6.8	8.5	0.8	2.1	2.9	6.5	A++
20	26	35	–	1.9	2.4	3.2	–	2.6	7.5	8.5	0.8	2.3	2.9	6.5	A++
20	26	52	–	1.6	2.1	4.1	–	2.6	7.8	8.5	0.8	2.4	2.9	6.5	A++
20	35	35	–	1.8	3.0	3.0	–	2.6	7.8	8.5	0.8	2.4	2.9	6.5	A++
26	26	26	–	2.4	2.4	2.4	–	2.6	7.1	8.5	0.8	2.2	2.9	6.5	A++
26	26	35	–	2.3	2.3	3.1	–	2.6	7.8	8.5	0.8	2.4	2.9	6.5	A++
26	26	52	–	2.0	2.0	3.9	–	2.6	7.8	8.5	0.8	2.4	2.9	6.5	A++
26	35	35	–	2.1	2.8	2.8	–	2.6	7.8	8.5	0.8	2.4	2.9	6.5	A++
35	35	35	–	2.6	2.6	2.6	–	2.6	7.8	8.5	0.8	2.4	2.9	6.5	A++
20	20	20	20	2.1	2.1	2.1	2.1	2.9	8.2	9.9	0.9	2.5	3.2	7.0	A++
20	20	20	26	1.9	1.9	1.9	2.5	2.9	8.2	9.9	0.9	2.5	3.2	7.0	A++
20	20	20	35	1.7	1.7	1.7	3.0	2.9	8.2	9.9	0.9	2.5	3.2	7.0	A++
20	20	26	26	1.8	1.8	2.3	2.3	2.9	8.2	9.9	0.9	2.5	3.2	7.0	A++
20	20	26	35	1.6	1.6	2.1	2.8	2.9	8.2	9.9	0.9	2.5	3.2	7.0	A++
20	26	26	26	1.7	2.2	2.2	2.2	2.9	8.2	9.9	0.9	2.5	3.2	7.0	A++
26	26	26	26	2.1	2.1	2.1	2.1	2.9	8.2	9.9	0.9	2.5	3.2	7.0	A++

HEATING

Comb. Indoor Unit				Rated Capacity (kW)				Heating Capacity (kW)			Power Input (kW)			SCOP	Energy Class
A	B	C	D	A	B	C	D	Min.	Rated	Max.	Min.	Rated	Max.		
20	–	–	–	2.5	–	–	–	1.6	2.5	2.9	0.4	0.7	0.8	–	–
26	–	–	–	3.0	–	–	–	1.6	3.0	3.2	0.4	0.8	1.0	–	–
35	–	–	–	3.8	–	–	–	1.6	3.8	3.9	0.4	1.0	1.2	–	–
52	–	–	–	5.6	–	–	–	1.8	5.6	6.8	0.5	1.5	1.7	–	–
20	20	–	–	2.5	2.5	–	–	2.2	5.0	6.5	0.6	1.3	1.9	3.8	A
20	26	–	–	2.5	3.2	–	–	2.2	5.6	6.9	0.6	1.5	2.0	3.8	A
20	35	–	–	2.2	3.8	–	–	2.2	6.0	7.3	0.6	1.6	2.1	3.8	A
20	52	–	–	2.2	5.6	–	–	2.2	7.8	8.1	0.6	2.1	2.6	3.8	A
26	26	–	–	3.0	3.0	–	–	2.2	6.0	7.3	0.6	1.6	2.1	3.8	A
26	35	–	–	3.0	4.0	–	–	2.2	7.0	7.5	0.6	1.9	2.3	3.8	A
26	52	–	–	2.6	5.3	–	–	2.2	7.9	8.1	0.6	2.1	2.6	3.8	A
35	35	–	–	3.8	3.8	–	–	2.2	7.5	7.9	0.6	2.0	2.3	3.8	A
35	52	–	–	3.2	4.8	–	–	2.2	8.0	8.1	0.6	2.2	2.6	3.8	A
52	52	–	–	4.0	4.0	–	–	2.2	8.0	8.1	0.6	2.2	2.6	3.8	A
20	20	20	–	2.3	2.3	2.3	–	2.8	7.0	9.1	0.7	1.9	2.8	3.9	A
20	20	26	–	2.4	2.4	3.1	–	2.8	7.8	9.1	0.7	2.1	2.8	3.9	A
20	20	35	–	2.3	2.3	3.9	–	2.8	8.4	9.1	0.7	2.3	2.8	3.9	A
20	20	52	–	1.9	1.9	4.8	–	2.8	8.6	9.1	0.7	2.3	2.8	3.9	A
20	26	26	–	2.4	3.0	2.7	–	2.8	8.4	9.1	0.7	2.3	2.8	3.9	A
20	26	35	–	2.1	2.7	3.6	–	2.8	8.5	9.1	0.7	2.3	2.8	3.9	A
20	26	52	–	1.8	2.3	4.6	–	2.8	8.6	9.1	0.7	2.3	2.8	3.9	A
20	35	35	–	1.9	3.3	3.3	–	2.8	8.6	9.1	0.7	2.3	2.8	3.9	A
26	26	26	–	2.9	2.9	2.9	–	2.8	8.6	9.1	0.7	2.3	2.8	3.9	A
26	26	35	–	2.6	2.6	3.4	–	2.8	8.6	9.1	0.7	2.3	2.8	3.9	A
26	26	52	–	2.2	2.2	4.3	–	2.8	8.6	9.1	0.7	2.3	2.8	3.9	A
26	35	35	–	2.3	3.1	3.1	–	2.8	8.6	9.1	0.7	2.3	2.8	3.9	A
35	35	35	–	2.9	2.9	2.9	–	2.8	8.6	9.1	0.7	2.3	2.8	3.9	A
20	20	20	20	2.2	2.2	2.2	2.2	3.1	8.8	10.6	0.8	2.4	3.0	4.0	A+
20	20	20	26	2.1	2.1	2.1	2.7	3.1	8.9	10.6	0.8	2.4	3.0	4.0	A+
20	20	20	35	1.9	1.9	1.9	3.3	3.1	9.0	10.6	0.8	2.4	3.0	4.0	A+
20	20	26	26	1.9	1.9	2.5	2.5	3.1	8.9	10.6	0.8	2.4	3.0	4.0	A+
20	20	26	35	1.8	1.8	2.3	3.1	3.1	9.0	10.6	0.8	2.4	3.0	4.0	A+
20	26	26	26	1.8	2.4	2.4	2.4	3.1	8.9	10.6	0.8	2.4	3.0	4.0	A+
26	26	26	26	2.2	2.2	2.2	2.2	3.1	8.9	10.6	0.8	2.4	3.0	4.0	A+

COMBINED SYSTEMS

4x1

R-32

KAM4-105 DR7 (R-32)

COOLING

Comb. Indoor Unit				Rated Capacity (kW)				Cooling Capacity (kW)			Power Input (kW)			SEER	Energy Class
A	B	C	D	A	B	C	D	Min.	Rated	Max.	Min.	Rated	Max.		
20	–	–	–	2.0	–	–	–	1.6	2.0	2.9	0.5	0.6	0.8	–	–
26	–	–	–	2.5	–	–	–	1.6	2.5	3.2	0.5	0.8	1.0	–	–
35	–	–	–	3.5	–	–	–	1.6	3.5	3.9	0.5	1.1	1.3	–	–
52	–	–	–	5.0	–	–	–	1.8	5.0	6.5	0.6	1.5	1.8	–	–
71	–	–	–	7.0	–	–	–	2.2	7.0	8.0	0.6	2.1	2.5		
20	20	–	–	2.1	2.1	–	–	2.2	4.2	6.3	0.6	1.3	2.1	6.1	A++
20	26	–	–	2.1	2.6	–	–	2.2	4.7	6.5	0.6	1.4	2.3	6.1	A++
20	35	–	–	2.0	3.5	–	–	2.2	5.5	6.8	0.6	1.7	2.4	6.1	A++
20	52	–	–	2.0	5.0	–	–	2.2	7.0	8.4	0.6	2.1	2.9	6.1	A++
20	71	–	–	2.0	7.0	–	–	2.2	9.0	9.5	0.6	2.7	3.1	6.1	A++
26	26	–	–	2.7	2.7	–	–	2.2	5.3	6.8	0.6	1.6	2.4	6.1	A++
26	35	–	–	2.6	3.4	–	–	2.2	6.0	7.4	0.6	1.8	2.6	6.1	A++
26	52	–	–	2.5	5.0	–	–	2.2	7.5	9.5	0.6	2.3	2.9	6.1	A++
26	71	–	–	2.6	6.9	–	–	2.2	9.5	10.0	0.6	2.9	3.1	6.1	A++
35	35	–	–	3.5	3.5	–	–	2.2	7.0	7.9	0.6	2.1	2.8	6.1	A++
35	52	–	–	3.4	5.1	–	–	2.2	8.5	10.0	0.6	2.6	2.9	6.1	A++
35	71	–	–	3.3	6.7	–	–	2.2	10.0	10.5	0.6	3.1	3.2	6.1	A++
52	52	–	–	5.0	5.0	–	–	2.2	10.0	10.5	0.6	3.1	3.3	6.1	A++
20	20	20	–	2.0	2.0	2.0	–	2.8	6.0	7.4	0.8	1.8	2.9	6.3	A++
20	20	26	–	2.0	2.0	2.5	–	2.8	6.5	7.9	0.8	2.0	3.1	6.3	A++
20	20	35	–	2.0	2.0	3.5	–	2.8	7.5	8.9	0.8	2.3	3.3	6.3	A++
20	20	52	–	2.0	2.0	5.1	–	2.8	9.0	11.6	0.8	2.7	3.6	6.3	A++
20	20	71	–	1.8	1.8	6.3	–	2.8	10.0	11.6	0.8	3.1	3.6	6.3	A++
20	26	26	–	2.0	2.5	2.5	–	2.8	7.0	8.9	0.8	2.1	3.3	6.3	A++
20	26	35	–	2.0	2.6	3.4	–	2.8	8.0	10.0	0.8	2.4	3.4	6.3	A++
20	26	52	–	2.0	2.5	5.0	–	2.8	9.5	11.6	0.8	2.9	3.6	6.3	A++
20	26	71	–	1.8	2.3	6.0	–	2.8	10.0	11.6	0.8	3.1	3.6	6.3	A++
20	35	35	–	2.0	3.5	3.5	–	2.8	9.0	10.5	0.8	2.8	3.4	6.3	A++
20	35	52	–	1.9	3.2	4.9	–	2.8	10.0	11.6	0.8	3.1	3.6	6.3	A++
20	35	71	–	1.6	2.8	5.6	–	2.8	10.0	11.6	0.8	3.1	3.6	6.3	A++
20	52	52	–	1.6	4.2	4.2	–	2.8	10.0	11.6	0.8	3.1	3.6	6.3	A++
26	26	26	–	2.5	2.5	2.5	–	2.8	7.5	10.0	0.8	2.3	3.4	6.3	A++
26	26	35	–	2.6	2.6	3.4	–	2.8	8.5	10.5	0.8	2.6	3.4	6.3	A++
26	26	52	–	2.5	2.5	5.0	–	2.8	10.0	11.6	0.8	3.1	3.6	6.3	A++
26	26	71	–	2.1	2.1	5.7	–	2.8	10.0	11.6	0.8	3.1	3.6	6.3	A++
26	35	35	–	2.6	3.5	3.5	–	2.8	9.5	11.6	0.8	2.9	3.6	6.3	A++
26	35	52	–	2.3	3.1	4.6	–	2.8	10.0	11.6	0.8	3.1	3.6	6.3	A++
26	35	71	–	2.0	2.7	5.3	–	2.8	10.0	11.6	0.8	3.1	3.6	6.3	A++
26	52	52	–	2.0	4.0	4.0	–	2.8	10.0	11.6	0.8	3.1	3.6	6.3	A++
35	35	35	–	3.3	3.3	3.3	–	2.8	10.0	11.6	0.8	3.1	3.6	6.3	A++
35	35	52	–	2.9	2.9	4.3	–	2.8	10.0	11.6	0.8	3.1	3.6	6.3	A++
20	20	20	20	2.1	2.1	2.1	2.1	3.7	8.2	10.5	0.9	2.3	3.3	6.5	A++
20	20	20	26	2.0	2.0	2.0	2.6	3.7	8.5	11.6	0.9	2.5	3.4	6.5	A++
20	20	20	35	2.0	2.0	2.0	3.5	3.7	9.5	12.6	0.9	2.9	3.8	6.5	A++
20	20	20	52	1.9	1.9	1.9	4.8	3.7	10.4	13.7	0.9	3.2	4.0	6.5	A++
20	20	26	26	2.0	2.0	2.5	2.5	3.7	9.0	12.6	0.9	2.7	3.8	6.5	A++
20	20	26	35	2.0	2.0	2.6	3.4	3.7	10.0	13.1	0.9	3.1	3.9	6.5	A++
20	20	26	52	1.8	1.8	2.3	4.6	3.7	10.5	13.7	0.9	3.3	4.0	6.5	A++
20	20	35	35	1.9	1.9	3.3	3.3	3.7	10.5	13.7	0.9	3.3	4.0	6.5	A++
20	20	35	52	1.7	1.7	2.9	4.3	3.7	10.5	13.7	0.9	3.3	4.0	6.5	A++
20	26	26	26	2.0	2.5	2.5	2.5	3.7	9.5	13.1	0.9	2.9	3.8	6.5	A++
20	26	26	35	2.0	2.6	2.6	3.4	3.7	10.5	13.7	0.9	3.3	4.0	6.5	A++
20	26	26	52	1.7	2.2	2.2	4.4	3.7	10.5	13.7	0.9	3.3	4.0	6.5	A++
20	26	35	35	1.8	2.4	3.2	3.2	3.7	10.5	13.7	0.9	3.3	4.0	6.5	A++
20	35	35	35	1.7	2.9	2.9	2.9	3.7	10.5	13.7	0.9	3.3	4.0	6.5	A++
26	26	26	26	2.6	2.6	2.6	2.6	3.7	10.5	13.7	0.9	3.3	4.0	6.5	A++
26	26	26	35	2.4	2.4	2.4	3.2	3.7	10.5	13.7	0.9	3.3	4.0	6.5	A++
26	26	26	52	2.1	2.1	2.1	4.2	3.7	10.5	13.7	0.9	3.3	4.0	6.5	A++
26	26	35	35	2.3	2.3	3.0	3.0	3.7	10.5	13.7	0.9	3.3	4.0	6.5	A++
26	35	35	35	2.1	2.8	2.8	2.8	3.7	10.5	13.7	0.9	3.3	4.0	6.5	A++
35	35	35	35	2.6	2.6	2.6	2.6	3.7	10.5	13.7	0.9	3.3	4.0	6.5	A++

HEATING

Comb. Indoor Unit				Rated Capacity (kW)				Heating Capacity (kW)			Power Input (kW)			SCOP	Energy Class
A	B	C	D	A	B	C	D	Min.	Rated	Max.	Min.	Rated	Max.		
20	–	–	–	2.5	–	–	–	1.7	2.5	2.9	0.5	0.7	0.8	–	–
26	–	–	–	3.0	–	–	–	1.7	3.0	3.2	0.5	0.8	1.0	–	–
35	–	–	–	3.8	–	–	–	1.7	3.8	3.9	0.5	1.0	1.2	–	–
52	–	–	–	5.2	–	–	–	1.9	5.2	7.0	0.6	1.4	1.6	–	–
71	–	–	–	7.2	–	–	–	1.9	7.2	8.0	0.6	1.9	2.2	–	–
20	20	–	–	2.5	2.5	–	–	2.3	5.0	6.7	0.6	1.3	1.9	3.5	A
20	26	–	–	2.5	3.2	–	–	2.3	5.6	6.9	0.6	1.5	2.1	3.5	A
20	35	–	–	2.2	3.8	–	–	2.3	6.0	7.2	0.6	1.6	2.2	3.5	A
20	52	–	–	2.2	5.8	–	–	2.3	8.0	8.9	0.6	2.2	2.6	3.4	A
20	71	–	–	2.2	7.4	–	–	2.3	9.6	10.8	0.6	2.6	2.8	3.4	A
26	26	–	–	3.0	3.0	–	–	2.3	6.0	7.2	0.6	1.6	2.2	3.5	A
26	35	–	–	3.0	4.0	–	–	2.3	7.0	7.8	0.6	1.9	2.4	3.5	A
26	52	–	–	2.9	5.9	–	–	2.3	8.8	10.0	0.6	2.4	2.7	3.4	A
26	71	–	–	2.7	7.1	–	–	2.3	9.8	10.7	0.6	2.6	2.8	3.4	A
35	35	–	–	3.8	3.8	–	–	2.3	7.5	8.3	0.6	2.0	2.5	3.5	A
35	52	–	–	3.8	5.6	–	–	2.3	9.4	10.5	0.6	2.5	2.7	3.4	A
35	71	–	–	3.3	6.7	–	–	2.3	10.0	10.9	0.6	2.7	2.9	3.4	A
52	52	–	–	5.1	5.1	–	–	2.3	10.1	11.1	0.6	2.7	3.0	3.6	A
20	20	20	–	2.5	2.5	2.5	–	3.0	7.5	7.8	0.7	2.0	2.7	3.6	A
20	20	26	–	2.4	2.4	3.1	–	3.0	7.8	8.3	0.7	2.1	2.8	3.6	A
20	20	35	–	2.3	2.3	3.9	–	3.0	8.5	9.4	0.7	2.3	3.0	3.6	A
20	20	52	–	2.3	2.3	6.0	–	3.0	10.7	12.2	0.7	2.9	3.3	3.6	A
20	20	71	–	2.0	2.0	6.8	–	3.0	10.7	12.2	0.7	2.9	3.3	3.6	A
20	26	26	–	2.4	3.1	3.1	–	3.0	8.5	9.4	0.7	2.3	3.0	3.6	A
20	26	35	–	2.5	3.2	4.3	–	3.0	10.0	10.5	0.7	2.7	3.1	3.6	A
20	26	52	–	2.2	2.8	5.7	–	3.0	10.7	12.2	0.7	2.9	3.3	3.6	A
20	26	71	–	1.9	2.4	6.4	–	3.0	10.7	12.2	0.7	2.9	3.3	3.6	A
20	35	35	–	2.3	3.9	3.9	–	3.0	10.1	11.1	0.7	2.7	3.1	3.6	A
20	35	52	–	2.0	3.5	5.2	–	3.0	10.7	12.2	0.7	2.9	3.3	3.6	A
20	35	71	–	1.7	3.0	6.0	–	3.0	10.7	12.2	0.7	2.9	3.3	3.6	A
20	52	52	–	1.7	4.5	4.5	–	3.0	10.7	12.2	0.7	2.9	3.3	3.6	A
26	26	26	–	3.3	3.3	3.3	–	3.0	10.0	10.5	0.7	2.7	3.1	3.6	A
26	26	35	–	3.0	3.0	4.0	–	3.0	10.1	11.1	0.7	2.7	3.1	3.6	A
26	26	52	–	2.7	2.7	5.4	–	3.0	10.7	12.2	0.7	2.9	3.3	3.6	A
26	26	71	–	2.3	2.3	6.1	–	2.7	10.7	11.1	0.6	2.9	2.9	3.6	A
26	35	35	–	2.9	3.9	3.9	–	3.0	10.7	12.2	0.7	2.9	3.3	3.6	A
26	35	52	–	2.5	3.3	4.9	–	3.0	10.7	12.2	0.7	2.9	3.3	3.6	A
26	35	71	–	2.1	2.9	5.7	–	3.0	10.7	12.2	0.7	2.9	3.3	3.6	A
26	52	52	–	2.1	4.3	4.3	–	3.0	10.7	12.2	0.7	2.9	3.3	3.6	A
35	35	35	–	3.6	3.6	3.6	–	3.0	10.7	12.2	0.7	2.9	3.3	3.6	A
35	35	52	–	3.1	3.1	4.6	–	3.0	10.7	12.2	0.7	2.9	3.3	3.6	A
20	20	20	20	2.5	2.5	2.5	2.5	3.9	10.0	11.1	0.8	2.6	3.0	4.0	A+
20	20	20	26	2.4	2.4	2.4	3.0	3.9	10.1	11.7	0.8	2.6	3.1	4.0	A+
20	20	20	35	2.3	2.3	2.3	4.0	3.9	10.9	12.2	0.8	2.9	3.3	4.0	A+
20	20	20	52	2.0	2.0	2.0	5.1	3.9	11.1	13.3	0.8	3.0	3.9	4.0	A+
20	20	26	26	2.4	2.4	3.1	3.1	3.9	10.9	12.2	0.8	2.9	3.3	4.0	A+
20	20	26	35	2.2	2.2	2.9	3.8	3.9	11.1	12.8	0.8	3.0	3.6	4.0	A+
20	20	26	52	1.9	1.9	2.4	4.9	3.9	11.1	13.3	0.8	3.0	3.9	4.0	A+
20	20	35	35	2.0	2.0	3.5	3.5	3.9	11.1	13.3	0.8	3.0	3.9	4.0	A+
20	20	35	52	1.8	1.8	3.0	4.5	3.9	11.1	13.3	0.8	3.0	3.9	4.0	A+
20	26	26	26	2.3	2.9	2.9	2.9	3.9	11.1	12.8	0.8	3.0	3.4	4.0	A+
20	26	26	35	2.1	2.7	2.7	3.6	3.9	11.1	13.3	0.8	3.0	3.9	4.0	A+
20	26	26	52	1.8	2.3	2.3	4.6	3.9	11.1	13.3	0.8	3.0	3.9	4.0	A+
20	26	35	35	1.9	2.5	3.3	3.3	3.9	11.1	13.3	0.8	3.0	3.9	4.0	A+
20	35	35	35	1.8	3.1	3.1	3.1	3.9	11.1	13.3	0.8	3.0	3.9	4.0	A+
26	26	26	26	2.8	2.8	2.8	2.8	3.9	11.1	13.3	0.8	3.0	3.9	4.0	A+
26	26	26	35	2.6	2.6	2.6	3.4	3.9	11.1	13.3	0.8	3.0	3.9	4.0	A+
26	26	26	52	2.2	2.2	2.2	4.4	3.9	11.1	13.3	0.8	3.0	3.9	4.0	A+
26	26	35	35	2.4	2.4	3.2	3.2	3.9	11.1	13.3	0.8	3.0	3.9	4.0	A+
26	35	35	35	2.2	3.0	3.0	3.0	3.9	11.1	13.3	0.8	3.0	3.9	4.0	A+
35	35	35	35	2.8	2.8	2.8	2.8	3.9	11.1	13.3	0.8	3.0	3.9	4.0	A+

COMBINED SYSTEMS

5x1

R-32

KAM5-120 DR8 (R-32)

COOLING

Comb. Indoor Unit					Rated Capacity (kW)					Cooling Capacity (kW)			Power Input (kW)			SEER	Energy Class
A	B	C	D	E	A	B	C	D	E	Min.	Rated	Max.	Min.	Rated	Max.		
20	–	–	–	–	2.0	–	–	–	–	1.7	2.0	2.9	0.5	0.6	0.8	–	–
26	–	–	–	–	2.5	–	–	–	–	1.7	2.5	3.2	0.5	0.8	1.0	–	–
35	–	–	–	–	3.5	–	–	–	–	1.7	3.5	3.9	0.5	1.1	1.3	–	–
52	–	–	–	–	5.0	–	–	–	–	1.8	5.0	6.5	0.6	1.5	1.8	–	–
71	–	–	–	–	7.0	–	–	–	–	2.1	7.0	8.2	0.7	2.2	2.3	–	–
20	20	–	–	–	2.1	2.1	–	–	–	2.3	4.2	7.4	0.6	1.3	2.2	5.6	A+
20	26	–	–	–	2.1	2.6	–	–	–	2.3	4.7	7.6	0.6	1.5	2.4	5.6	A+
20	35	–	–	–	2.0	3.5	–	–	–	2.3	5.5	8.0	0.6	1.7	2.5	5.6	A+
20	52	–	–	–	2.0	5.0	–	–	–	2.3	7.0	9.8	0.6	2.2	2.7	5.6	A+
20	71	–	–	–	2.1	7.0	–	–	–	2.3	9.1	11.7	0.6	2.8	3.0	5.6	A+
26	26	–	–	–	2.7	2.7	–	–	–	2.3	5.3	8.0	0.6	1.6	2.5	5.6	A+
26	35	–	–	–	2.6	3.4	–	–	–	2.3	6.0	8.6	0.6	1.9	2.6	5.6	A+
26	52	–	–	–	2.5	5.0	–	–	–	2.3	7.5	11.1	0.6	2.3	2.8	5.6	A+
26	71	–	–	–	2.6	7.1	–	–	–	2.3	9.7	12.3	0.6	3.0	3.2	5.6	A+
35	35	–	–	–	3.5	3.5	–	–	–	2.3	7.0	9.2	0.6	2.2	2.7	5.6	A+
35	52	–	–	–	3.4	5.1	–	–	–	2.3	8.5	11.7	0.6	2.6	3.1	5.6	A+
35	71	–	–	–	3.3	6.7	–	–	–	2.3	10.0	12.3	0.6	3.1	3.4	5.6	A+
52	52	–	–	–	5.3	5.3	–	–	–	2.3	10.5	12.3	0.6	3.3	3.4	5.6	A+
20	20	20	–	–	2.0	2.0	2.0	–	–	2.9	6.0	7.4	0.8	1.8	3.0	5.8	A+
20	20	26	–	–	2.0	2.0	2.5	–	–	2.9	6.5	8.6	0.8	2.0	3.2	5.8	A+
20	20	35	–	–	2.0	2.0	3.5	–	–	2.9	7.5	9.2	0.8	2.3	3.4	5.8	A+
20	20	52	–	–	2.0	2.0	5.1	–	–	2.9	9.0	11.1	0.8	2.8	3.6	5.8	A+
20	20	71	–	–	2.0	2.0	6.9	–	–	2.9	11.0	12.9	0.8	3.4	3.8	5.8	A+
20	26	26	–	–	2.0	2.5	2.5	–	–	2.9	7.0	9.2	0.8	2.2	3.3	5.8	A+
20	26	35	–	–	2.0	2.6	3.4	–	–	2.9	8.0	10.5	0.8	2.5	3.5	5.8	A+
20	26	52	–	–	2.0	2.5	5.0	–	–	2.9	9.5	11.1	0.8	2.9	3.7	5.8	A+
20	26	71	–	–	2.0	2.6	6.9	–	–	2.9	11.5	12.9	0.8	3.6	3.9	5.8	A+
20	35	35	–	–	2.0	3.5	3.5	–	–	2.9	9.0	11.1	0.8	2.8	3.6	5.8	A+
20	35	52	–	–	2.0	3.4	5.1	–	–	2.9	10.5	12.3	0.8	3.3	3.8	5.8	A+
20	35	71	–	–	1.9	3.2	6.4	–	–	2.9	11.5	12.9	0.8	3.6	3.9	5.8	A+
20	52	52	–	–	1.9	4.8	4.8	–	–	2.9	11.5	12.9	0.8	3.6	3.9	5.8	A+
26	26	26	–	–	2.7	2.7	2.7	–	–	2.9	8.0	10.5	0.8	2.5	3.8	5.8	A+
26	26	35	–	–	2.7	2.7	3.6	–	–	2.9	9.0	12.9	0.8	2.8	3.6	5.8	A+
26	26	52	–	–	2.6	2.6	5.3	–	–	2.9	10.5	12.3	0.8	3.3	3.8	5.8	A+
26	26	71	–	–	2.5	2.5	6.6	–	–	2.9	11.5	12.9	0.8	3.6	3.9	5.8	A+
26	35	35	–	–	2.5	3.3	3.3	–	–	2.9	9.0	11.1	0.8	2.8	3.6	5.8	A+
26	35	52	–	–	2.5	3.4	5.1	–	–	2.9	11.0	11.7	0.8	3.4	3.8	5.8	A+
26	35	71	–	–	2.3	3.1	6.1	–	–	2.9	11.5	12.9	0.8	3.6	3.9	5.8	A+
26	52	52	–	–	2.4	4.8	4.8	–	–	2.9	12.0	12.9	0.8	3.7	3.9	5.8	A+
35	35	35	–	–	3.2	3.2	3.2	–	–	2.9	9.5	11.1	0.8	2.9	3.7	5.8	A+
35	35	52	–	–	3.3	3.3	4.9	–	–	2.9	11.5	12.9	0.8	3.6	3.9	5.8	A+
35	35	71	–	–	3.0	3.0	6.0	–	–	2.9	12.0	12.9	0.8	3.7	3.9	5.8	A+
35	52	52	–	–	3.0	4.5	4.5	–	–	2.9	12.0	12.9	0.8	3.7	3.9	5.8	A+
20	20	20	20	–	2.0	2.0	2.0	2.0	–	3.7	8.0	10.5	0.9	2.5	3.4	6.1	A++
20	20	20	26	–	2.0	2.0	2.0	2.6	–	3.7	8.5	11.1	0.9	2.6	3.6	6.1	A++
20	20	20	35	–	2.0	2.0	2.0	3.5	–	3.7	9.5	11.7	0.9	2.9	3.7	6.1	A++
20	20	20	52	–	2.1	2.1	2.1	5.3	–	3.7	11.5	12.3	0.9	3.6	4.2	6.1	A++
20	20	20	71	–	1.9	1.9	1.9	6.4	–	3.7	12.0	13.5	0.9	3.7	4.4	6.1	A++
20	20	26	26	–	2.1	2.1	2.7	2.7	–	3.7	9.5	11.7	0.9	2.9	3.7	6.1	A++
20	20	26	35	–	2.0	2.0	2.6	3.4	–	3.7	10.0	12.3	0.9	3.1	4.2	6.1	A++
20	20	26	52	–	2.0	2.0	2.5	5.0	–	3.7	11.5	12.3	0.9	3.6	4.2	6.1	A++
20	20	26	71		1.8	1.8	2.3	6.1	–	3.7	12.0	13.5	0.9	3.7	4.4	6.1	A++
20	20	35	35	–	1.9	1.9	3.3	3.3	–	3.7	10.5	12.9	0.9	3.3	4.2	6.1	A++

HEATING

Comb. Indoor Unit					Rated Capacity (kW)					Heating Capacity (kW)			Power Input (kW)			SCOP	Energy Class
A	B	C	D	E	A	B	C	D	E	Min.	Rated	Max.	Min.	Rated	Max.		
20	–	–	–	–	2.5	–	–	–	–	1.7	2.5	2.9	0.5	0.7	0.8	–	–
26	–	–	–	–	3.0	–	–	–	–	1.7	3.0	3.2	0.5	0.8	1.0	–	–
35	–	–	–	–	3.8	–	–	–	–	1.7	3.8	3.9	0.5	1.0	1.2	–	–
52	–	–	–	–	5.2	–	–	–	–	1.8	5.2	7.0	0.6	1.4	1.6	–	–
71	–	–	–	–	7.2	–	–	–	–	2.1	7.2	8.5	0.7	1.9	2.0	–	–
20	20	–	–	–	2.5	2.5	–	–	–	2.3	5.0	7.4	0.6	1.3	1.9	3.6	A
20	26	–	–	–	2.5	3.2	–	–	–	2.3	5.6	7.6	0.6	1.5	2.0	3.6	A
20	35	–	–	–	2.2	3.8	–	–	–	2.3	6.0	8.0	0.6	1.6	2.2	3.6	A
20	52	–	–	–	2.2	5.8	–	–	–	2.3	8.0	9.8	0.6	2.2	2.3	3.6	A
20	71	–	–	–	2.2	7.6	–	–	–	2.3	9.8	11.7	0.6	2.6	2.6	3.6	A
26	26	–	–	–	3.0	3.0	–	–	–	2.3	6.0	8.0	0.6	1.6	2.2	3.6	A
26	35	–	–	–	2.9	3.9	–	–	–	2.3	6.8	8.6	0.6	1.8	2.2	3.6	A
26	52	–	–	–	2.9	5.9	–	–	–	2.3	8.8	11.1	0.6	2.4	2.5	3.6	A
26	71	–	–	–	2.8	7.4	–	–	–	2.3	10.2	12.3	0.6	2.7	2.8	3.6	A
35	35	–	–	–	3.8	3.8	–	–	–	2.3	7.5	9.2	0.6	2.0	2.3	3.6	A
35	52	–	–	–	3.8	5.6	–	–	–	2.3	9.4	11.7	0.6	2.5	2.7	3.8	A
35	71	–	–	–	3.5	7.0	–	–	–	2.3	10.5	12.3	0.6	2.8	3.0	3.8	A
52	52	–	–	–	5.5	5.5	–	–	–	2.3	11.0	12.3	0.6	3.0	3.0	3.8	A
20	20	20	–	–	2.5	2.5	2.5	–	–	2.9	7.5	8.6	0.7	2.0	2.6	3.6	A
20	20	26	–	–	2.4	2.4	3.1	–	–	2.9	7.8	9.2	0.7	2.1	2.8	3.6	A
20	20	35	–	–	2.3	2.3	3.9	–	–	2.9	8.5	9.8	0.7	2.3	3.0	3.6	A
20	20	52	–	–	2.5	2.5	6.5	–	–	2.9	11.5	12.3	0.7	3.1	3.1	3.5	A
20	20	71	–	–	2.2	2.2	7.6	–	–	2.9	12.0	12.9	0.7	3.2	3.3	3.4	A
20	26	26	–	–	2.4	3.1	3.1	–	–	2.9	8.5	9.8	0.7	2.3	2.9	3.6	A
20	26	35	–	–	2.5	3.2	4.3	–	–	2.9	10.0	12.3	0.7	2.7	3.0	3.6	A
20	26	52	–	–	2.4	3.0	6.1	–	–	2.9	11.5	12.3	0.7	3.1	3.2	3.5	A
20	26	71	–	–	2.1	2.7	7.2	–	–	2.9	12.0	12.9	0.7	3.2	3.4	3.6	A
20	35	35	–	–	2.5	4.3	4.3	–	–	2.9	11.0	12.3	0.7	3.0	3.1	3.6	A
20	35	52	–	–	2.2	3.7	5.6	–	–	2.9	11.5	12.3	0.7	3.1	3.3	3.6	A
20	35	71	–	–	2.0	3.3	6.7	–	–	2.9	12.0	12.9	0.7	3.2	3.4	3.4	A
20	52	52	–	–	2.0	5.0	5.0	–	–	2.9	12.0	12.9	0.7	3.2	3.4	3.4	A
26	26	26	–	–	3.3	3.3	3.3	–	–	2.9	10.0	12.3	0.7	2.7	3.3	3.6	A
26	26	35	–	–	3.3	3.3	4.4	–	–	2.9	11.0	12.3	0.7	3.0	3.1	3.6	A
26	26	52	–	–	2.9	2.9	5.8	–	–	2.9	11.5	12.3	0.7	3.1	3.3	3.5	A
26	26	71	–	–	2.6	2.6	6.9	–	–	2.9	12.0	12.9	0.7	3.2	3.4	3.4	A
26	35	35	–	–	3.1	4.2	4.2	–	–	2.9	11.5	12.3	0.7	3.1	3.1	3.4	A
26	35	52	–	–	2.8	3.7	5.5	–	–	2.9	12.0	12.9	0.7	3.2	3.3	3.5	A
26	35	71	–	–	2.4	3.2	6.4	–	–	2.9	12.0	12.9	0.7	3.2	3.4	3.4	A
26	52	52	–	–	2.4	4.8	4.8	–	–	2.9	12.0	12.9	0.7	3.2	3.4	3.5	A
35	35	35	–	–	3.8	3.8	3.8	–	–	2.9	11.5	12.3	0.7	3.1	3.2	3.5	A
35	35	52	–	–	3.4	3.4	5.1	–	–	2.9	12.0	12.9	0.7	3.2	3.4	3.5	A
35	35	71	–	–	3.0	3.0	6.0	–	–	2.9	12.0	12.9	0.7	3.2	3.4	3.4	A
35	52	52	–	–	3.0	4.5	4.5	–	–	2.9	12.0	12.9	0.7	3.2	3.4	3.4	A
20	20	20	20	–	2.5	2.5	2.5	2.5	–	3.7	10.0	12.7	0.8	2.7	3.0	3.8	A
20	20	20	26	–	2.6	2.6	2.6	3.3	–	3.7	11.0	12.9	0.8	3.0	3.1	3.8	A
20	20	20	35	–	2.5	2.5	2.5	4.3	–	3.7	11.8	13.5	0.8	3.2	3.2	3.7	A
20	20	20	52	–	2.2	2.2	2.2	5.5	–	3.7	12.0	13.5	0.8	3.2	3.6	3.6	A
20	20	20	71	–	1.9	1.9	1.9	6.6	–	3.7	12.3	13.5	0.8	3.3	3.8	3.4	A
20	20	26	26	–	2.6	2.6	3.4	3.4	–	3.7	12.0	13.5	0.8	3.2	3.2	3.6	A
20	20	26	35	–	2.4	2.4	3.1	4.1	–	3.7	12.0	13.5	0.8	3.2	3.6	3.6	A
20	20	26	52	–	2.0	2.0	2.6	5.3	–	3.7	12.0	13.5	0.8	3.2	3.6	3.5	A
20	20	26	71		1.8	1.8	2.4	6.3	–	3.7	12.3	13.5	0.8	3.3	3.8	3.4	A
20	20	35	35	–	2.2	2.2	3.8	3.8	–	3.7	12.0	13.5	0.8	3.2	3.6	3.6	A

COMBINED SYSTEMS

5x1

R-32

KAM5-120 DR8 (R-32)

COOLING

Comb. Indoor Unit					Rated Capacity (kW)					Cooling Capacity (kW)			Power Input (kW)			SEER	Energy Class
A	B	C	D	E	A	B	C	D	E	Min.	Rated	Max.	Min.	Rated	Max.		
20	20	35	52	–	1.8	1.8	3.1	4.7	–	3.7	11.5	13.5	0.9	3.6	4.2	6.1	A++
20	20	35	71	–	1.7	1.7	3.0	5.9	–	3.7	12.3	13.5	0.9	3.8	4.4	6.1	A++
20	26	26	26	–	2.1	2.6	2.6	2.6	–	3.7	10.0	12.3	0.9	3.1	4.2	6.1	A++
20	26	26	35	–	2.0	2.6	2.6	3.4	–	3.7	10.5	12.9	0.9	3.3	4.2	6.1	A++
20	26	26	52	–	1.9	2.4	2.4	4.8	–	3.7	11.5	13.5	0.9	3.6	4.2	6.1	A++
20	26	26	71	–	1.8	2.3	2.3	6.0	–	3.7	12.3	13.5	0.9	3.8	4.4	6.1	A++
20	26	35	35	–	2.0	2.6	3.5	3.5	–	3.7	11.5	13.5	0.9	3.6	4.2	6.1	A++
20	26	35	52	–	1.8	2.3	3.1	4.7	–	3.7	12.0	13.5	0.9	3.7	4.4	6.1	A++
20	26	35	71	–	1.7	2.1	2.8	5.7	–	3.7	12.3	13.5	0.9	3.8	4.4	6.1	A++
20	26	52	52	–	1.7	2.1	4.3	4.3	–	3.7	12.3	13.5	0.9	3.8	4.4	6.1	A++
20	26	52	71	–	1.5	1.9	3.8	5.1	–	3.7	12.3	13.5	0.9	3.8	4.4	6.1	A++
20	35	35	35	–	1.9	3.2	3.2	3.2	–	3.7	11.5	13.5	0.9	3.6	4.2	6.1	A++
20	35	35	52	–	1.7	2.9	2.9	4.4	–	3.7	12.0	13.5	0.9	3.7	4.4	6.1	A++
26	26	26	26	–	2.6	2.6	2.6	2.6	–	3.7	10.5	12.9	0.9	3.3	4.2	6.1	A++
26	26	26	35	–	2.7	2.7	2.7	3.5	–	3.7	11.5	13.5	0.9	3.6	4.2	6.1	A++
26	26	26	52	–	2.4	2.4	2.4	4.8	–	3.7	12.0	13.5	0.9	3.7	4.4	6.1	A++
26	26	26	71	–	2.2	2.2	2.2	5.8	–	3.7	12.3	13.5	0.9	3.8	4.4	6.1	A++
26	26	35	35	–	2.5	2.5	3.3	3.3	–	3.7	11.5	13.5	0.9	3.6	4.2	6.1	A++
26	26	35	52	–	2.3	2.3	3.0	4.5	–	3.7	12.0	13.5	0.9	3.7	4.4	6.1	A++
26	26	35	71	–	2.1	2.1	2.7	5.5	–	3.7	12.3	13.5	0.9	3.8	4.4	6.1	A++
26	35	35	35	–	2.3	3.1	3.1	3.1	–	3.7	11.5	13.5	0.9	3.6	4.2	6.1	A++
26	35	35	52	–	2.2	2.9	2.9	4.3	–	3.7	12.3	13.5	0.9	3.8	4.4	6.1	A++
35	35	35	35	–	2.9	2.9	2.9	2.9	–	3.7	11.5	13.5	0.9	3.6	4.2	6.1	A++
35	35	35	52	–	2.7	2.7	2.7	4.1	–	3.7	12.3	13.5	0.9	3.8	4.4	6.1	A++
20	20	20	20	20	2.1	2.1	2.1	2.1	2.1	4.2	10.5	14.0	1.0	3.1	4.6	6.6	A++
20	20	20	20	26	2.1	2.1	2.1	2.1	2.7	4.2	11.0	14.0	1.0	3.3	4.6	6.6	A++
20	20	20	20	35	2.0	2.0	2.0	2.0	3.5	4.2	11.5	14.0	1.0	3.5	4.6	6.6	A++
20	20	20	20	52	1.9	1.9	1.9	1.9	4.8	4.2	12.3	14.0	1.0	3.8	4.6	6.6	A++
20	20	20	26	26	2.1	2.1	2.1	2.7	2.7	4.2	11.5	14.0	1.0	3.5	4.6	6.6	A++
20	20	20	26	35	2.0	2.0	2.0	2.6	3.4	4.2	12.0	14.0	1.0	3.6	4.6	6.6	A++
20	20	20	26	52	1.8	1.8	1.8	2.3	4.6	4.2	12.3	14.0	1.0	3.8	4.6	6.6	A++
20	20	20	35	35	1.9	1.9	1.9	3.3	3.3	4.2	12.3	14.0	1.0	3.8	4.6	6.6	A++
20	20	20	35	52	1.7	1.7	1.7	2.9	4.3	4.2	12.3	14.0	1.0	3.8	4.6	6.6	A++
20	20	26	26	26	2.0	2.0	2.6	2.6	2.6	4.2	12.0	14.0	1.0	3.6	4.6	6.6	A++
20	20	26	26	35	2.0	2.0	2.5	2.5	3.4	4.2	12.3	14.0	1.0	3.8	4.6	6.6	A++
20	20	26	26	52	1.7	1.7	2.2	2.2	4.4	4.2	12.3	14.0	1.0	3.8	4.6	6.6	A++
20	20	26	35	35	1.8	1.8	2.4	3.1	3.1	4.2	12.3	14.0	1.0	3.8	4.6	6.6	A++
20	20	26	35	52	1.6	1.6	2.1	2.8	4.2	4.2	12.3	14.0	1.0	3.8	4.6	6.6	A++
20	20	35	35	35	1.7	1.7	3.0	3.0	3.0	4.2	12.3	14.0	1.0	3.8	4.6	6.6	A++
20	20	35	35	52	1.5	1.5	2.6	2.6	4.0	4.2	12.3	14.0	1.0	3.8	4.6	6.6	A++
20	26	26	26	26	2.0	2.6	2.6	2.6	2.6	4.2	12.3	14.0	1.0	3.8	4.6	6.6	A++
20	26	26	26	35	1.9	2.4	2.4	2.4	3.2	4.2	12.3	14.0	1.0	3.8	4.6	6.6	A++
20	26	26	26	52	1.7	2.1	2.1	2.1	4.3	4.2	12.3	14.0	1.0	3.8	4.6	6.6	A++
20	26	26	35	35	1.8	2.3	2.3	3.0	3.0	4.2	12.3	14.0	1.0	3.8	4.6	6.6	A++
20	26	35	35	35	1.7	2.1	2.8	2.8	2.8	4.2	12.3	14.0	1.0	3.8	4.6	6.6	A++
26	26	26	26	26	2.5	2.5	2.5	2.5	2.5	4.2	12.3	14.0	1.0	3.8	4.6	6.6	A++
26	26	26	26	35	2.3	2.3	2.3	2.3	3.1	4.2	12.3	14.0	1.0	3.8	4.6	6.6	A++
26	26	26	26	52	2.1	2.1	2.1	2.1	4.1	4.2	12.3	14.0	1.0	3.8	4.6	6.6	A++
26	26	26	35	35	2.2	2.2	2.2	2.9	2.9	4.2	12.3	14.0	1.0	3.8	4.6	6.6	A++
26	26	35	35	35	2.1	2.1	2.7	2.7	2.7	4.2	12.3	14.0	1.0	3.8	4.6	6.6	A++

HEATING

Comb. Indoor Unit					Rated Capacity (kW)					Heating Capacity (kW)			Power Input (kW)			SCOP	Energy Class
A	B	C	D	E	A	B	C	D	E	Min.	Rated	Max.	Min.	Rated	Max.		
20	20	35	52	–	1.9	1.9	3.3	4.9	–	3.7	12.0	13.5	0.8	3.2	3.6	3.5	A
20	20	35	71	–	1.7	1.7	3.0	5.9	–	3.7	12.3	13.5	0.8	3.3	3.8	3.4	A
20	20	52	52	–	1.7	1.7	4.3	4.3	–	3.7	12.0	13.5	0.8	3.2	3.8	3.4	A
20	26	26	26	–	2.5	3.2	3.2	3.2	–	3.7	12.0	13.5	0.8	3.2	3.6	3.7	A
20	26	26	35	–	2.3	2.9	2.9	3.9	–	3.7	12.0	13.5	0.8	3.2	3.6	3.5	A
20	26	26	52	–	2.0	2.5	2.5	5.0	–	3.7	12.0	13.5	0.8	3.2	3.6	3.5	A
20	26	26	71	–	1.8	2.3	2.3	6.0	–	3.7	12.3	13.5	0.8	3.3	3.8	3.4	A
20	26	35	35	–	2.1	2.7	3.6	3.6	–	3.7	12.0	13.5	0.8	3.2	3.6	3.4	A
20	26	35	52	–	1.8	2.3	3.1	4.7	–	3.7	12.0	13.5	0.8	3.2	3.8	3.5	A
20	26	35	71	–	1.7	2.1	2.8	5.7	–	3.7	12.3	13.5	0.8	3.3	3.8	3.4	A
20	26	52	52	–	1.6	2.1	4.2	4.2	–	3.7	12.0	13.5	0.8	3.2	3.8	3.5	A
20	35	35	35	–	2.0	3.3	3.3	3.3	–	3.7	12.0	13.5	0.8	3.2	3.6	3.4	A
20	35	35	52	–	1.7	2.9	2.9	4.4	–	3.7	12.0	13.5	0.8	3.2	3.8	3.5	A
26	26	26	26	–	3.0	3.0	3.0	3.0	–	3.7	12.0	13.5	0.8	3.2	3.6	3.8	A
26	26	26	35	–	2.8	2.8	2.8	3.7	–	3.7	12.0	13.5	0.8	3.2	3.6	3.7	A
26	26	26	52	–	2.4	2.4	2.4	4.8	–	3.7	12.0	13.5	0.8	3.2	3.8	3.6	A
26	26	26	71	–	2.2	2.2	2.2	5.8	–	3.7	12.3	13.5	0.8	3.3	3.8	3.4	A
26	26	35	35	–	2.6	2.6	3.4	3.4	–	3.7	12.0	13.5	0.8	3.2	3.6	3.5	A
26	26	35	52	–	2.3	2.3	3.0	4.5	–	3.7	12.0	13.5	0.8	3.2	3.8	3.5	A
26	26	35	71	–	2.1	2.1	2.7	5.5	–	3.7	12.3	13.5	0.8	3.3	3.8	3.4	A
26	35	35	35	–	2.4	3.2	3.2	3.2	–	3.7	12.0	13.5	0.8	3.2	3.6	3.6	A
26	35	35	52	–	2.1	2.8	2.8	4.2	–	3.7	12.0	13.5	0.8	3.2	3.8	3.5	A
35	35	35	35	–	3.0	3.0	3.0	3.0	–	3.7	12.0	13.5	0.8	3.2	3.6	3.6	A
35	35	35	52	–	2.7	2.7	2.7	4.0	–	3.7	12.0	13.5	0.8	3.2	3.8	3.5	A
20	20	20	20	20	2.5	2.5	2.5	2.5	2.5	4.2	12.3	14.9	0.9	3.3	4.1	3.8	A
20	20	20	20	26	2.3	2.3	2.3	2.3	3.0	4.2	12.3	14.9	0.9	3.3	4.1	3.8	A
20	20	20	20	35	2.2	2.2	2.2	2.2	3.7	4.2	12.3	14.9	0.9	3.3	4.1	3.8	A
20	20	20	20	52	1.9	1.9	1.9	1.9	4.8	4.2	12.3	14.9	0.9	3.3	4.1	3.8	A
20	20	20	26	26	2.2	2.2	2.2	2.8	2.8	4.2	12.3	14.9	0.9	3.3	4.1	3.8	A
20	20	20	26	35	2.1	2.1	2.1	2.6	3.5	4.2	12.3	14.9	0.9	3.3	4.1	3.8	A
20	20	20	26	52	1.8	1.8	1.8	2.3	4.6	4.2	12.3	14.9	0.9	3.2	4.1	3.8	A
20	20	20	35	35	1.9	1.9	1.9	3.3	3.3	4.2	12.3	14.9	0.9	3.3	4.1	3.8	A
20	20	20	35	52	1.7	1.7	1.7	2.9	4.3	4.2	12.3	14.9	0.9	3.2	4.1	3.8	A
20	20	26	26	26	2.1	2.1	2.7	2.7	2.7	4.2	12.3	14.9	0.9	3.3	4.1	3.8	A
20	20	26	26	35	2.0	2.0	2.5	2.5	3.4	4.2	12.3	14.9	0.9	3.3	4.1	3.8	A
20	20	26	26	52	1.7	1.7	2.2	2.2	4.4	4.2	12.3	14.9	0.9	3.2	4.1	3.8	A
20	20	26	35	35	1.8	1.8	2.4	3.1	3.1	4.2	12.3	14.9	0.9	3.3	4.1	3.8	A
20	20	26	35	52	1.6	1.6	2.1	2.8	4.2	4.2	12.3	14.9	0.9	3.3	4.1	3.8	A
20	20	35	35	35	1.7	1.7	3.0	3.0	3.0	4.2	12.3	14.9	0.9	3.3	4.1	3.8	A
20	20	35	35	52	1.5	1.5	2.6	2.6	4.0	4.2	12.3	14.9	0.9	3.2	4.1	3.8	A
20	26	26	26	26	2.0	2.6	2.6	2.6	2.6	4.2	12.3	14.9	0.9	3.3	4.1	3.8	A
20	26	26	26	35	1.9	2.4	2.4	2.4	3.2	4.2	12.3	14.9	0.9	3.3	4.1	3.8	A
20	26	26	26	52	1.7	2.1	2.1	2.1	4.3	4.2	12.3	14.9	0.9	3.2	4.1	3.8	A
20	26	26	35	35	1.8	2.3	2.3	3.0	3.0	4.2	12.3	14.9	0.9	3.3	4.1	3.8	A
20	26	35	35	35	1.7	2.1	2.8	2.8	2.8	4.2	12.3	14.9	0.9	3.2	4.1	3.8	A
26	26	26	26	26	2.5	2.5	2.5	2.5	2.5	4.2	12.3	14.9	0.9	3.3	4.1	3.8	A
26	26	26	26	35	2.3	2.3	2.3	2.3	3.1	4.2	12.3	14.9	0.9	3.3	4.1	3.8	A
26	26	26	26	52	2.1	2.1	2.1	2.1	4.1	4.2	12.3	14.9	0.9	3.2	4.1	3.8	A
26	26	26	35	35	2.2	2.2	2.2	2.9	2.9	4.2	12.3	14.9	0.9	3.2	4.1	3.8	A
26	26	35	35	35	2.1	2.1	2.7	2.7	2.7	4.2	12.3	14.9	0.9	3.2	4.1	3.8	A

REFERENCES

KEY INSTALLATIONS

VILLA BAHIA PRINCIPE
RESIDENTIAL

Location: Dominican Republic
Units installed: Multisystem Suite
Capacity: 34 kW

The **SUITE RESIDENTIAL RANGE** is present in the most common places. From apartments to hospitals, schools and universities, the comfort and technology of this range provides the well-being that all homes need.

OTHER CUSTOMERS THAT TRUSTED **KAYSUN SUITE**

HOTELS
Vera Apart-Hotel (Almería)
Sangulí Resort Salou (Tarragona)

SCHOOLS AND UNIVERSITIES
University of Salamanca (Salamanca), The Capuchins School (Murcia), María Maroto School (Murcia), Autism Association of Jerez (Cádiz)

LEISURE CENTRES
Vals Sport - Sports Centre (Málaga)

HOSPITAL, CLINICS AND HEALTH CENTRES
Jesus Nazareno Hospital (Córdoba), Santomera Health Centre (Murcia)

BUSINESS CENTRES AND OFFICES
ISOLAIS Office (Seville)

RESIDENCES
51 residences in Carrión (Seville), 52 residences in Torreblanca (Seville), La Pineda Apartments (Tarragona), Puerto Mahón Apartments (Majorca), Jardines de Santa Ana Residence (Seville)

SANGULÍ SALOU
CAMPING RESORT

Location: Cambrils (Tarragona)
Units installed: Suite 1X1

ESCUELA MARIA MAROTO
SCHOOLS

Location: Murcia
Units installed: Multisystem Suite

AQUATIX
Heat Pumps Range

AQUATIX
Heat Pumps Range

PRESENTATION OF THE AQUATIX RANGE	62
AQUANTIA	62
KHPIS-BI PRO	70
KHPMS-BI PRO	72
KHPS-MO PRO	74
KHPS-MO PRO HP	76
KHHP-BI	78
DOMESTIC HOT WATER TANKS	80
COMPAK	81
KEY INSTALLATIONS	82

AQUATIX

Heat Pumps Range

The most efficient innovation for your home

WHAT IS AEROTHERMAL TECHNOLOGY?

Kaysun Aquantia is an integrated system that provides heating, air conditioning and domestic hot water in your home. Enjoy optimal comfort throughout the year thanks to the high energy efficiency this system is famous for, based on its heat pump. The reversible heat pump is a system that allows renewable energy to be obtained from the exterior and then used to heat or cool your home. It's the most efficient technology available given that it absorbs more external energy than the Aquantia consumes. In addition to being more environmentally friendly and energy-efficient than other systems, like boilers, Aquantia can replace them as well as work alongside them.

NEW

Kaysun Aquantia

COOLING + HEATING + DOMESTIC HOT WATER

3-in-1 solution

- High efficiency thermal comfort
- 5 different solutions
- Easy installation and maintenance
- Remote control with Comfort Home app
- Customized technical consultancy

DO YOU KNOW HOW AN AEROTHERMAL SYSTEM WORKS?

Your refrigerator is the key to discovering it intuitively.

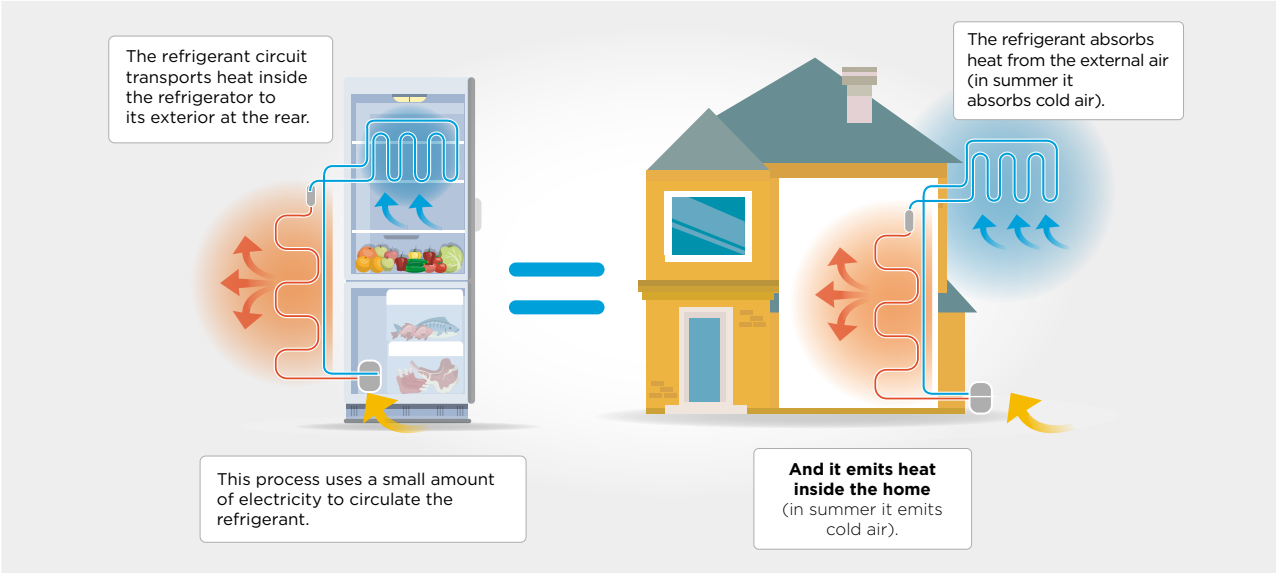

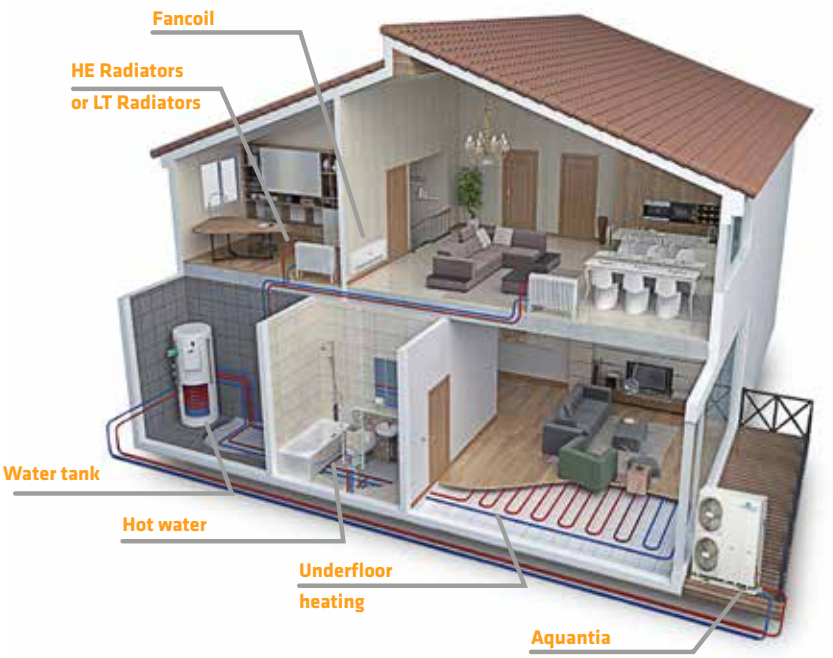

As well as offering climatic comfort in every season, Kaysun Aquantia ensures sustainable, economic domestic hot water in your home. You'll find all the comfort you need in a single piece of equipment.

Wide range of operating temperatures

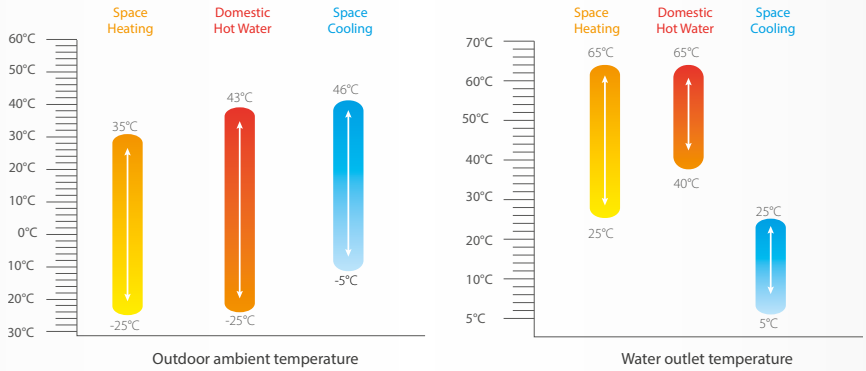

KAYSUN'S AQUANTIA PRO RANGE

EFFICIENT SOLUTIONS FOR THERMAL COMFORT

KHPIS-BI PRO

R-32

KHPIS-BI PRO is Kaysun's answer to the needs of a compact indoor unit to keep the maximum indoor space without having to give up comfort and energy savings from an air / water heat pump. The DHW tank is included inside the indoor unit.

KHPS-MO PRO

R-32

KHPS-MO PRO is the most compact solution in the range, because it only consists on one unit outdoor, a wired remote controller and a DHW tank (optional). This is the most suitable solution for installations where there will not be more than 5-6 m between the outdoor unit and the DHW tank. KHPS-MO PRO can be controlled remotely thanks to Kaysun's Comfort Home mobile app.

KHPMS-BI PRO

R-32

KHPMS-BI PRO represents a more modular solution, because it consists of 2 units (outdoor + wall type indoor unit) a wired remote controller and a DHW tank (optional). This is ideal for replacing conventional wall-mounted boilers. This solution can also be controlled through the application Comfort Home. The two sets represent the ideal solution for installations where it is necessary to cover a large distance between the outdoor unit and the indoor unit.

Download on the App Store

ANDROID APP ON Google play

Download the app Comfort Home to be able to control an Aquantia installation remotely with your portable device. Take control of your HVAC system to start saving in your bills and enjoy the next level of thermal comfort!

KHPS-MO PRO HP

R-32

This is the twin range of KHPS-MO PRO, but with high capacity units up to 30 kW. KHPS-MO PRO and KHPS-MO PRO HP can achieve 96 and 180 kW respectively if they are installed in cascade, without additional control!

KHHP-BI

R-32

KHHP-BI is Kaysun's hybrid solution, which leverages the immediacy and stability of an air-to-air system, combined with efficiency and thermal comfort incomparable of an air-water system. With only one outdoor unit of the R-32 multisystem range, it is possible to offer any type of home the largest thermal comfort all year round.

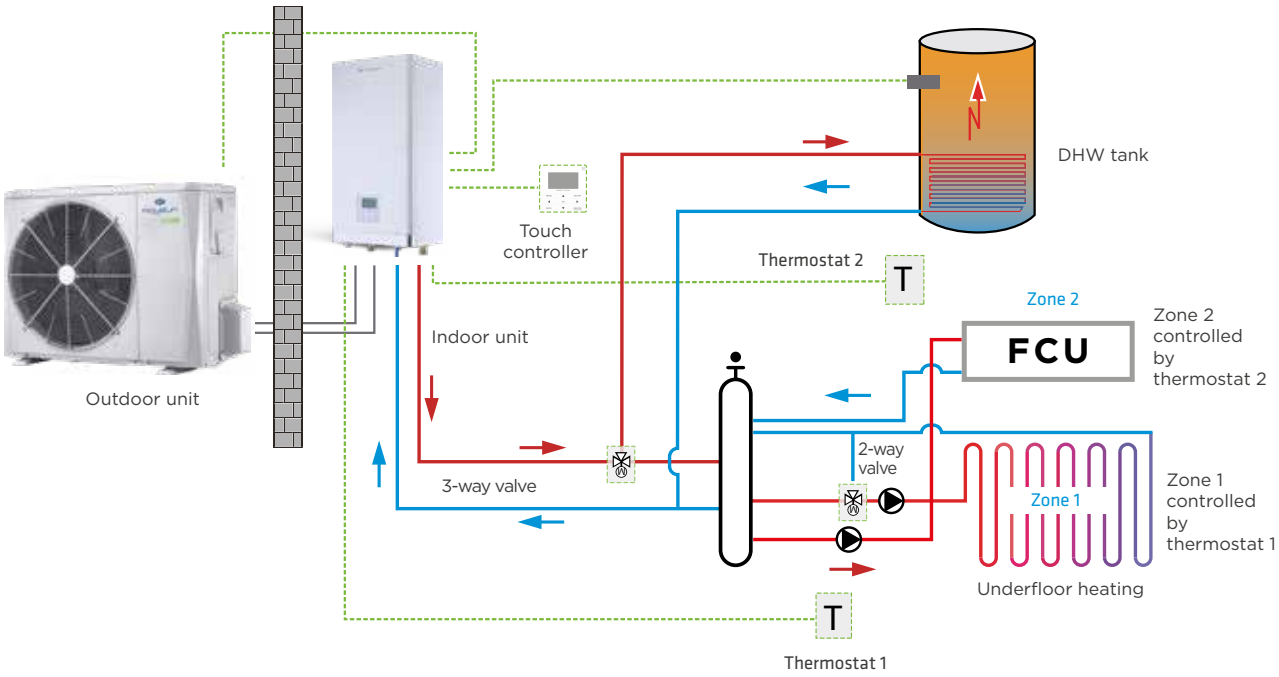

This diagram is a simplified version. During installation, please follow the installation manual or contact your dealer or our services. For more diagrams, please see the installation and user manuals on our website **www.kaysun.es**

AQUANTIA PRO
MAIN FEATURES

Kaysun would like to present its aerothermal systems that provide air conditioning, heating and domestic hot water in your home through the use of a heat pump. These systems, which offer maximum energy efficiency, reduce domestic energy consumption and provide the user with economic savings. Only Kaysun is able to combine all of the latest technology and innovations to create Kaysun Aquantia, the system that offers optimal comfort and energy performance in your home throughout the year.

→ Smart, Adaptable System

The system automatically adjusts according to the external temperature and the demand for energy in your facility or home, offering the best result possible.

→ Water up to 65°C

Being able to deliver water at 65°C with an external temperature of down to 5°C, and at 60°C down to -15°C, ensures thermal comfort in every circumstance and an accumulation of DHW at 60°C.

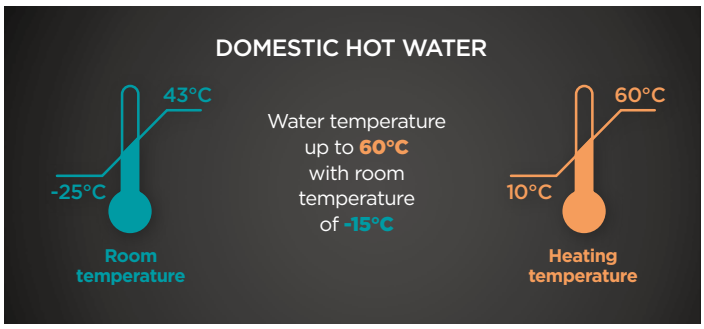

R-32

The new R-32 gas reduces the necessary load by 30%, it has no impact on the ozone layer, and it reduces the impact on global warming by approximately 70% in comparison with its predecessor R-410A.

Compact design

The indoor KHPMS-BI PRO and KHPIS-BI PRO units have been developed in consideration of their need to integrate with all kinds of domestic environments and to replace existing equipment.

→ Easy installation, start-up and maintenance

The new USB port allows the unit to be configured in a matter of seconds, while diagnosis tasks can also be carried out to minimise the time required for start-up or maintenance.

→ Low noise level

The unit's special design means it's extremely quiet: so quiet that it may be confused with the sound of the wind between the trees and birdsong.

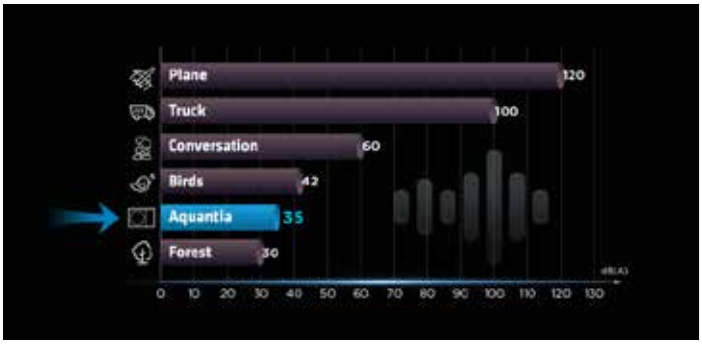

→ Standards and prescription tools

The PRO range's solutions are compliant with all European, national and regional legal frameworks to be considered a form of renewable energy and apply to grant schemes (pe: UK's MCS). In addition, they are present in the CYPE database to facilitate calculation and specification phases.

MCS CERTIFIED

→ Smart Home and BMS

Aquantia's control allows for a comfortable, intuitive user experience that can fulfil any kind of zoning need. The option of controlling and monitoring your installation using the Msmartlife application ensures the user experience is even more pleasant and, above all, efficient. It can also be integrated directly through the ModBus RTU port and also integrated to others protocols, such as KNX, etc.

SG Ready Smart Heat Pumps

ErP Directive

All sets in the PRO range are equipped with Smart Grid protocol as standard, to offer the best balance between comfort and savings on bills.

CEN heat pump KEYMARK

HP Keymark certification

The PRO range's solutions have gained the pan-European HP Keymark certification. All technical specifications are certified in line with extremely strict standards.

AQUANTIA PRO RANGE

KHPIS-BI PRO - AQUANTIA BIBLOC INTEGRATED

R-32

Heating capacity (kW)	4	5	6	7	8	9	10	12	14	16
SINGLE-PHASE L										
	KHPIS-BI 4 PRO L		KHPIS-BI 6 PRO L		KHPIS-BI 8 PRO L		KHPIS-BI 10 PRO L			
SINGLE-PHASE XL										
	KHPIS-BI 4 PRO XL		KHPIS-BI 6 PRO XL		KHPIS-BI 8 PRO XL		KHPIS-BI 10 PRO XL	KHPIS-BI 12 PRO XL	KHPIS-BI 14 PRO XL	KHPIS-BI 16 PRO XL
THREE-PHASE XL										
									KHPIS-BI 14T PRO XL	KHPIS-BI 16T PRO XL

KHPMS-BI PRO - AQUANTIA BIBLOC WALL-MOUNTED

R-32

Heating capacity (kW)	4	5	6	7	8	9	10	12	14	16
SINGLE-PHASE										
	KHPMS-BI 4 PRO		KHPMS-BI 6 PRO		KHPMS-BI 8 PRO		KHPMS-BI 10 PRO	KHPMS-BI 12 PRO	KHPMS-BI 14 PRO	KHPMS-BI 16 PRO
THREE-PHASE										
									KHPMS-BI 14T PRO	KHPMS-BI 16T PRO

KHPS-MO PRO - AQUANTIA MONOBLOC

R-32

Heating capacity (kW)	4	5	6	7	8	9	10	12	14	16
SINGLE-PHASE										
	KHPS-MO 4 PRO		KHPS-MO 6 PRO		KHPS-MO 8 PRO		KHPS-MO 10 PRO	KHPS-MO 12 PRO	KHPS-MO 14 PRO	KHPS-MO 16 PRO
THREE-PHASE										
								KHPS-MO 12T PRO	KHPS-MO 14T PRO	KHPS-MO 16T PRO

KHPS-MO PRO HP - AQUANTIA MONOBLOC

R-32

Heating capacity (kW)	22	26	30
THREE-PHASE			
	KHPS-MO 22 PRO HP	KHPS-MO 26 PRO HP	KHPS-MO 30 PRO HP

KHHP-BI - KAYSUN'S HYBRID SOLUTION

R-32

Heating capacity (kW)	4	5	6	7	8	9	10	12	14	16
SINGLE-PHASE										
					KHHP-BI					

DOMESTIC HOT WATER TANKS

Volume (L)	270	475
	BSX270	BSX475

COMPAK - DHW HEAT PUMPS

COMPAK

This compact unit, fitted with evaporator, condenser and built-in tank, is an optional solution to be considered for producing domestic hot water. This option is easy to integrate into many spaces because it eliminates the need for many units, as everything is built into the same unit.

These unit's condenser is built around the water tank, keeping the refrigerant and domestic hot water from coming into direct contact. Now also available the solar version!

Volume (L)	150	200	250	300	350
		COMPAK KHP 15/190 ACS1		COMPAK KHP 35/300 ACS1	
		COMPAK KHPA 16 190S		COMPAK KHPA 23 300S	

With Solar Coil

FAN
Centrifugal fan with plastic profile blades, housed in aerodynamically shaped nozzle to increase efficiency and minimize sound level.

EVAPORATOR
Evaporator coil with large surface which improves heat transfer and reduces defrost time in order to increase the seasonal efficiency.

ANODE
Magnesium sacrificial anode to ensure maximum protection and durability over time.

HANDLES
Lifting handles for easy installation and transportation.

CONDENSER
Condenser with copper coil, wrapped around the tank and thus avoid the possibility of water contamination for any leaks of refrigerant. The coil is suitably shaped to maximize the contact area with the fuel tank, is also interposed with a conductive paste to improve heat exchange between the capacitor and the accumulation.

COMPRESSOR
Rotary ON/OFF Compressor using R-134A on vibration rubber to minimize the transmission of vibration and noise.

SAFETY THERMOSTATS
- Automatic temperature reset thermostat (ATCO auto temperature cut off)
- Manual reset thermostat (TCD temperature cut off)

ELECTRIC HEATER
3.0KW electrical element can be used for heating when the temperature is below 7°C and for integrating with rigid air temperatures and high set temperatures.

SOLAR EXCHANGER
Solar exchanger vitrified steel coil of 1.1 m^2 on 190L and 1.3 m^2 on 300L with well for probe for regulation.

TANK
Steel storage tank for 280/180 liters of water, internally verified to completely isolate water from the metal to avoid corrosion problems

INSULATION
External insulation in polyurethane (thickness 50mm).

KHPIS-BI PRO NEW

→ Technical Specifications

SET			KHPIS-BI 4 PRO L KHPIS-BI 4 PRO XL	KHPIS-BI 6 PRO L KHPIS-BI 6 PRO XL	KHPIS-BI 8 PRO L KHPIS-BI 8 PRO XL	KHPIS-BI 10 PRO L KHPIS-BI 10 PRO XL	KHPIS-BI 12 PRO XL
Power supply		V/ph/Hz	220-240/1/50	220-240/1/50	220-240/1/50	220-240/1/50	220-240/1/50
Outdoor unit			KHP-BI 4 DVR2	KHP-BI 6 DVR2	KHP-BI 8 DVR2	KHP-BI 10 DVR2	KHP-BI 12 DVR2
Indoor unit			KHPI-BI-10VR2L KHPI-BI-10VR2XL	KHPI-BI-10VR2L KHPI-BI-10VR2XL	KHPI-BI-10VR2L KHPI-BI-10VR2XL	KHPI-BI-10VR2L KHPI-BI-10VR2XL	KHPI-BI-16VR2XL
DHW tank			Integrated; Stainless	Integrated; Stainless	Integrated; Stainless	Integrated; Stainless	Integrated; Stainless
Recommended control			Integrated	Integrated	Integrated	Integrated	Integrated
Outdoor unit	Heating capacity (7°C / T outlet 35°C)	kW	4.25	6.35	8.3	10	12.1
	Heating capacity (7°C / T outlet 55°C)	kW	4.4	6	7.5	9.5	12
	Heating capacity (-7°C / T outlet 35°C)	kW	4.8	6.1	7.1	8.25	10
	Heating capacity (-7°C / T outlet 55°C)	kW	4	5.15	6.15	6.85	10
	Cooling capacity (35°C / T outlet 18°C)	kW	4.5	6.55	8.4	10	12
	Cooling capacity (35°C / T outlet 2°C)	kW	4.7	7	7.4	8.2	11.6
	Efficiency COP (7°C / T outlet 35°C)		5.2	5	5.2	5	4.95
	Efficiency COP (7°C / T outlet 55°C)		2.95	3	3.18	3.1	3.1
	Efficiency COP (-7°C / T outlet 35°C)		3.15	3.05	3.25	3.15	3
	Efficiency SCOP average climate outlet 35°C		4,85 - A+++	4,95 - A+++	5,21 - A+++	5,19 - A+++	4,81 - A+++
	Efficiency SCOP average climate outlet 55°C		3,31 - A++	3,52 - A++	3,36 - A++	3,49 - A++	3,45 - A++
	Efficiency SCOP warm climate outlet 35°C		6.46	6.57	6.99	7.09	6.48
	Efficiency SCOP warm climate outlet 55°C		4.15	4.21	4.51	4.62	4.43
	Efficiency SCOP cold climate outlet 35°C		4.06	4.21	4.33	4.32	4.08
	Efficiency SCOP cold climate outlet 55°C		2.63	2.85	2.88	2.99	3.02
	Efficiency EER average climate 35°C / T outlet 18°C		5.55	4.9	5.05	4.8	4
	Efficiency EER average climate 35°C / T outlet 7°C		3.45	3	3.38	3.3	2.75
	Efficiency SEER outlet 18°C		7.77	8.21	8.95	8.78	7.1
	Efficiency SEER outlet 7°C		4.99	5.34	5.83	5.98	4.89
	Width/height/depth	mm	1008 / 712 / 426	1008 / 712 / 426	1118 / 865 / 523	1118 / 865 / 523	1118 / 865 / 523
	Net weight	kg	58	58	77	77	96
	Type refrigerant		R-32	R-32	R-32	R-32	R-32
	Refrigerant charge	kg	1.5	1.5	1.65	1.65	1.84
	Max. vertical distance with outdoor unit at the top	m	20	20	20	20	20
	Max. horizontal distance	m	30	30	30	30	30
	Liquid pipe	inch	1/4"	1/4"	3/8"	3/8"	3/8"
	Gas pipe	inch	5/8"	5/8"	5/8"	5/8"	5/8"
Indoor unit	Width/height/depth	mm	600 / 1683 / 600 (L) 600 / 1943 / 600 (XL)	600 / 1683 / 600 (L) 600 / 1943 / 600 (XL)	600 / 1683 / 600 (L) 600 / 1943 / 600 (XL)	600 / 1683 / 600 (L) 600 / 1943 / 600 (XL)	600 / 1943 / 600 / /
	Net weight	kg	138.6 155.3	138.6 155.3	138.6 155.3	138.6 155.3	155.3
	SCOPdhw (UN 16147:2017)		4.43	4.43	4.35	4.35	3.95
	Capacity	l	190/240	190/240	190/240	190/240	240
	DHW tank protection		Anode Mg	Anode Mg	Anode Mg	Anode Mg	Anode Mg
Water outlet temperature	Heating min./max.	°C	25 / 65	25 / 65	25 / 65	25 / 65	25 / 65
	Cooling min./max.	°C	5 / 25	5 / 25	5 / 25	5 / 25	5 / 25
	DHW min./max.	°C	30 / 60	30 / 60	30 / 60	30 / 60	30 / 60
Working range	Outdoor ambient temperature for cooling min./max.	°C	-5°C / 43°C	-5°C / 43°C	-5°C / 43°C	-5°C / 43°C	-5°C / 43°C
	Outdoor ambient temperature for heating min./max.	°C	-25°C / 35°C	-25°C / 35°C	-25°C / 35°C	-25°C / 35°C	-25°C / 35°C
	Outdoor ambient temperature for DHW min./max.	°C	-25°C / 43°C	-25°C / 43°C	-25°C / 43°C	-25°C / 43°C	-25°C / 43°C

R-32 REFRIGERANT | WIFI | DOMESTIC HOT WATER | COOLING AND HEATING | CONFIGURATION VIA USB PORT | DC INVERTER COMPRESSOR

SET			KHPIS-BI 14 PRO XL	KHPIS-BI 16 PRO XL	KHPIS-BI 14T PRO XL	KHPIS-BI 16T PRO XL
Power supply		V/ph/Hz	220-240/1/50	380-415/3/50	380-415/3/50	380-415/3/50
Outdoor unit			KHP-BI 14 DVR2	KHP-BI 16 DVR2	KHP-BI 14 DTR2	KHP-BI 16 DTR2
Indoor unit			KHPI-BI-16VR2XL	KHPI-BI-16VR2XL	KHPI-BI-16VR2XL	KHPI-BI-16VR2XL
DHW tank			Integrated; Stainless	Integrated; Stainless	Integrated; Stainless	Integrated; Stainless
Recommended control			Integrated	Integrated	Integrated	Integrated
Outdoor unit	Heating capacity (7°C / T outlet 35°C)	kW	14.5	16	14.5	16
	Heating capacity (7°C / T outlet 55°C)	kW	13.8	16	13.8	16
	Heating capacity (-7°C / T outlet 35°C)	kW	12	13.3	12	13.3
	Heating capacity (-7°C / T outlet 55°C)	kW	11	12.5	11	12.5
	Cooling capacity (35°C / T outlet 18°C)	kW	13.5	14.9	13.5	14.9
	Cooling capacity (35°C / T outlet 2°C)	kW	12.7	14	12.7	14
	Efficiency COP (7°C / T outlet 35°C)		4.7	4.5	4.7	4.5
	Efficiency COP (7°C / T outlet 55°C)		3	2.9	3	2.9
	Efficiency COP (-7°C / T outlet 35°C)		2.8	2.7	2.8	2.7
	Efficiency SCOP average climate outlet 35°C		4,72 - A+++	4,62 - A+++	4,72 - A+++	4,62 - A+++
	Efficiency SCOP average climate outlet 55°C		3,47 - A++	3,41 - A++	3,47 - A++	3,41 - A++
	Efficiency SCOP warm climate outlet 35°C		6.58	6.29	6.57	6.28
	Efficiency SCOP warm climate outlet 55°C		4.49	4.48	4.49	4.47
	Efficiency SCOP cold climate outlet 35°C		4.07	4.02	4.07	4.02
	Efficiency SCOP cold climate outlet 55°C		3.05	3.12	3.05	3.12
	Efficiency EER average climate 35°C / T outlet 18°C		3.6	3.4	3.6	3.4
	Efficiency EER average climate 35°C / T outlet 7°C		2.55	2.45	2.55	2.45
	Efficiency SEER outlet 18°C		6.9	6.75	6.85	6.71
	Efficiency SEER outlet 7°C		4.86	4.69	4.83	4.67
	Width/height/depth	mm	1118 / 865 / 523	1118 / 865 / 523	1118 / 865 / 523	1118 / 865 / 523
	Net weight	kg	96	96	112	112
	Type refrigerant		R-32	R-32	R-32	R-32
	Refrigerant charge	kg	1.84	1.84	1.84	1.84
	Max. vertical distance with outdoor unit at the top	m	20	20	20	20
	Max. horizontal distance	m	30	30	30	30
	Liquid pipe	inch	3/8"	3/8"	3/8"	3/8"
	Gas pipe	inch	5/8"	5/8"	5/8"	5/8"
Indoor unit	Width/height/depth	mm	600 / 1943 / 600	600 / 1943 / 600	600 / 1943 / 600	600 / 1943 / 600
	Net weight	kg	155.3	155.3	155.3	155.3
	SCOPdhw (UN 16147:2017)		3.95	3.95	3.93	3.93
	Capacity	l	240	240	240	240
	DHW tank protection		Anode Mg	Anode Mg	Anode Mg	Anode Mg
Water outlet temperature	Heating min./max.	°C	25 / 65	25 / 65	25 / 65	25 / 65
	Cooling min./max.	°C	5 / 25	5 / 25	5 / 25	5 / 25
	DHW min./max.	°C	30 / 60	30 / 60	30 / 60	30 / 60
Working range	Outdoor ambient temperature for cooling min./max.	°C	-5°C / 43°C	-5°C / 43°C	-5°C / 43°C	-5°C / 43°C
	Outdoor ambient temperature for heating min./max.	°C	-25°C / 35°C	-25°C / 35°C	-25°C / 35°C	-25°C / 35°C
	Outdoor ambient temperature for DHW min./max.	°C	-25°C / 43°C	-25°C / 43°C	-25°C / 43°C	-25°C / 43°C

KHPMS-BI PRO NEW

→ Technical Specifications

SET			KHPMS-BI 4 PRO	KHPMS-BI 6 PRO	KHPMS-BI 8 PRO	KHPMS-BI 10 PRO	KHPMS-BI 12 PRO
Power supply		V/ph/Hz	220-240/1/50	220-240/1/50	220-240/1/50	220-240/1/50	220-240/1/50
Outdoor unit			KHP-BI 4 DVR2	KHP-BI 6 DVR2	KHP-BI 8 DVR2	KHP-BI 10 DVR2	KHP-BI 12 DVR2
Indoor unit			KHPM-BI 6 DVR2	KHPM-BI 6 DVR2	KHPM-BI 10 DVR2	KHPM-BI 10 DVR2	KHPM-BI 16 DVR2
Optional DHW			BSX270	BSX270	BSX270/475	BSX270/475	BSX270/475
Recommended control			Integrated	Integrated	Integrated	Integrated	Integrated
Outdoor unit	Heating capacity (7°C / T outlet 35°C)	kW	4.25	6.35	8.3	10	12.1
	Heating capacity (7°C / T outlet 55°C)	kW	4.4	6	7.5	9.5	12
	Heating capacity (-7°C / T outlet 35°C)	kW	4.8	6.1	7.1	8.25	10
	Heating capacity (-7°C / T outlet 55°C)	kW	4	5.15	6.15	6.85	10
	Cooling capacity (35°C / T outlet 18°C)	kW	4.5	6.55	8.4	10	12
	Cooling capacity (35°C / T outlet 2°C)	kW	4.7	7	7.4	8.2	11.6
	Efficiency COP (7°C / T outlet 35°C)		5.2	5	5.2	5	4.95
	Efficiency COP (7°C / T outlet 55°C)		2.95	3	3.18	3.1	3.1
	Efficiency COP (-7°C / T outlet 35°C)		3.15	3.05	3.25	3.15	3
	Efficiency SCOP average climate outlet 35°C		4,85 - A+++	4,95 - A+++	5,21 - A+++	5,19 - A+++	4,81 - A+++
	Efficiency SCOP average climate outlet 55°C		3,31 - A++	3,52 - A++	3,36 - A++	3,49 - A++	3,45 - A++
	Efficiency SCOP warm climate outlet 35°C		6.46	6.57	6.99	7.09	6.48
	Efficiency SCOP warm climate outlet 55°C		4.15	4.21	4.51	4.62	4.43
	Efficiency SCOP cold climate outlet 35°C		4.06	4.21	4.33	4.32	4.08
	Efficiency SCOP cold climate outlet 55°C		2.63	2.85	2.88	2.99	3.02
	Efficiency EER average climate 35°C / T outlet 18°C		5.55	4.9	5.05	4.8	4
	Efficiency EER average climate 35°C / T outlet 7°C		3.45	3	3.38	3.3	2.75
	Efficiency SEER outlet 18°C		7.77	8.21	8.95	8.78	7.1
	Efficiency SEER outlet 7°C		4.99	5.34	5.83	5.98	4.89
	Width/height/depth	mm	1008 / 712 / 426	1008 / 712 / 426	1118 / 865 / 523	1118 / 865 / 523	1118 / 865 / 523
	Net weight	kg	58	58	77	77	96
	Type refrigerant		R-32	R-32	R-32	R-32	R-32
	Refrigerant charge	kg	1.5	1.5	1.65	1.65	1.84
	Max. vertical distance with outdoor unit at the top	m	20	20	20	20	20
	Max. horizontal distance	m	30	30	30	30	30
	Liquid pipe	inch	1/4"	1/4"	3/8"	3/8"	3/8"
	Gas pipe	inch	5/8"	5/8"	5/8"	5/8"	5/8"
Indoor unit	Electrical heater support	W	3000	3000	3000	3000	3000
	Width/height/depth	mm	420 / 790 / 270	420 / 790 / 270	420 / 790 / 270	420 / 790 / 270	420 / 790 / 270
	Net weight	kg	37	37	37	37	39
Water outlet temperature	Heating min./max.	°C	25 / 65	25 / 65	25 / 65	25 / 65	25 / 65
	Cooling min./max.	°C	5 / 25	5 / 25	5 / 25	5 / 25	5 / 25
	DHW min./max.	°C	30 / 60	30 / 60	30 / 60	30 / 60	30 / 60
Working range	Outdoor ambient temperature for cooling min./max.	°C	-5°C / 43°C	-5°C / 43°C	-5°C / 43°C	-5°C / 43°C	-5°C / 43°C
	Outdoor ambient temperature for heating min./max.	°C	-25°C / 35°C	-25°C / 35°C	-25°C / 35°C	-25°C / 35°C	-25°C / 35°C
	Outdoor ambient temperature for DHW min./max.	°C	-25°C / 43°C	-25°C / 43°C	-25°C / 43°C	-25°C / 43°C	-25°C / 43°C

R-32 REFRIGERANT | WIFI | DOMESTIC HOT WATER | COOLING AND HEATING | CONFIGURATION VIA USB PORT | DC INVERTER COMPRESSOR

SET			KHPMS-BI 14 PRO	KHPMS-BI 16 PRO	KHPMS-BI 14T PRO	KHPMS-BI 16T PRO
Power supply		V/ph/Hz	220-240/1/50	220-240/1/50	380-415/3/50	380-415/3/50
Outdoor unit			KHP-BI 14 DVR2	KHP-BI 16 DVR2	KHP-BI 14 DTR2	KHP-BI 16 DTR2
Indoor unit			KHPM-BI 16 DVR2	KHPM-BI 16 DVR2	KHPM-BI 16 DVR2	KHPM-BI 16 DVR2
Optional DHW			BSX270/475	BSX475	BSX270/475	BSX475
Recommended control			Integrated	Integrated	Integrated	Integrated
Outdoor unit	Heating capacity (7°C / T outlet 35°C)	kW	14.5	16	14.5	16
	Heating capacity (7°C / T outlet 55°C)	kW	13.8	16	13.8	16
	Heating capacity (-7°C / T outlet 35°C)	kW	12	13.3	12	13.3
	Heating capacity (-7°C / T outlet 55°C)	kW	11	12.5	11	12.5
	Cooling capacity (35°C / T outlet 18°C)	kW	13.5	14.9	13.5	14.9
	Cooling capacity (35°C / T outlet 2°C)	kW	12.7	14	12.7	14
	Efficiency COP (7°C / T outlet 35°C)		4.7	4.5	4.7	4.5
	Efficiency COP (7°C / T outlet 55°C)		3	2.9	3	2.9
	Efficiency COP (-7°C / T outlet 35°C)		2.8	2.7	2.8	2.7
	Efficiency SCOP average climate outlet 35°C		4,72 - A+++	4,62 - A+++	4,72 - A+++	4,62 - A+++
	Efficiency SCOP average climate outlet 55°C		3,47 - A++	3,41 - A++	3,47 - A++	3,41 - A++
	Efficiency SCOP warm climate outlet 35°C		6.58	6.29	6.57	6.28
	Efficiency SCOP warm climate outlet 55°C		4.49	4.48	4.49	4.47
	Efficiency SCOP cold climate outlet 35°C		4.07	4.02	4.07	4.02
	Efficiency SCOP cold climate outlet 55°C		3.05	3.12	3.05	3.12
	Efficiency EER average climate 35°C / T outlet 18°C		3.6	3.4	3.6	3.4
	Efficiency EER average climate 35°C / T outlet 7°C		2.55	2.45	2.55	2.45
	Efficiency SEER outlet 18°C		6.9	6.75	6.85	6.71
	Efficiency SEER outlet 7°C		4.86	4.69	4.83	4.67
	Width/height/depth	mm	1118 / 865 / 523	1118 / 865 / 523	1118 / 865 / 523	1118 / 865 / 523
	Net weight	kg	96	96	112	112
	Type refrigerant		R-32	R-32	R-32	R-32
	Refrigerant charge	kg	1.84	1.84	1.84	1.84
	Max. vertical distance with outdoor unit at the top	m	20	20	20	20
	Max. horizontal distance	m	30	30	30	30
	Liquid pipe	inch	3/8"	3/8"	3/8"	3/8"
	Gas pipe	inch	5/8"	5/8"	5/8"	5/8"
Indoor unit	Electrical heater support	W	3000	3000	3000	3000
	Width/height/depth	mm	420 / 790 / 270	420 / 790 / 270	420 / 790 / 270	420 / 790 / 270
	Net weight	kg	39	39	39	39
Water outlet temperature	Heating min./max.	°C	25 / 65	25 / 65	25 / 65	25 / 65
	Cooling min./max.	°C	5 / 25	5 / 25	5 / 25	5 / 25
	DHW min./max.	°C	30 / 60	30 / 60	30 / 60	30 / 60
Working range	Outdoor ambient temperature for cooling min./max.	°C	-5°C / 43°C	-5°C / 43°C	-5°C / 43°C	-5°C / 43°C
	Outdoor ambient temperature for heating min./max.	°C	-25°C / 35°C	-25°C / 35°C	-25°C / 35°C	-25°C / 35°C
	Outdoor ambient temperature for DHW min./max.	°C	-25°C / 43°C	-25°C / 43°C	-25°C / 43°C	-25°C / 43°C

KHPS-MO PRO NEW

→ Technical Specifications

SET			KHPS-MO 4 PRO	KHPS-MO 6 PRO	KHPS-MO 8 PRO	KHPS-MO 10 PRO	KHPS-MO 12 PRO
Power supply		V/ph/Hz	220-240/1/50	220-240/1/50	220-240/1/50	220-240/1/50	220-240/1/50
Outdoor unit			KHP-MO 4 DVR2	KHP-MO 6 DVR2	KHP-MO 8 DVR2	KHP-MO 10 DVR2	KHP-MO 12 DVR2
Optional DHW			BSX270	BSX270	BSX270/475	BSX270/475	BSX270/475
Recommended control			Wired; Included	Wired; Included	Wired; Included	Wired; Included	Wired; Included
Outdoor unit	Heating capacity (7°C / T outlet 35°C)	kW	4.2	6.35	8.4	10	12.1
	Heating capacity (7°C / T outlet 55°C)	kW	4.4	6	7.5	9.5	11.9
	Heating capacity (-7°C / T outlet 35°C)	kW	4.7	6	7	8	10
	Heating capacity (-7°C / T outlet 55°C)	kW	4	5.15	6.15	6.85	9.8
	Cooling capacity (35°C / T outlet 18°C)	kW	4.5	6.5	8.3	9.9	12
	Cooling capacity (35°C / T outlet 2°C)	kW	4.7	7	7.45	8.2	11.5
	Efficiency COP (7°C / T outlet 35°C)		5.1	4.95	5.15	4.95	4.95
	Efficiency COP (7°C / T outlet 55°C)		2.95	2.95	3.18	3.1	3.05
	Efficiency COP (-7°C / T outlet 35°C)		3.1	3	3.2	3.05	3
	Efficiency SCOP average climate outlet 35°C		4.85	4.95	5.22	5.2	4.81
	Efficiency SCOP average climate outlet 55°C		4.4	5.7	6.6	7.7	11.6
	Efficiency SCOP warm climate outlet 35°C		6.46	6.57	6.99	7.09	6.48
	Efficiency SCOP warm climate outlet 55°C		4.15	4.21	4.51	4.62	4.43
	Efficiency SCOP cold climate outlet 35°C		4.06	4.21	4.33	4.32	4.08
	Efficiency SCOP cold climate outlet 55°C		2.63	2.85	2.88	2.99	3.02
	Efficiency EER average climate 35°C / T outlet 18°C		5.5	4.8	5.05	4.55	3.95
	Efficiency EER average climate 35°C / T outlet 7°C		3.45	3	3.35	3.25	2.75
	Efficiency SEER outlet 18°C		7.77	8.21	8.95	8.78	7.1
	Efficiency SEER outlet 7°C		4.99	5.34	5.83	5.98	4.89
	Width/height/depth	mm	1295 / 792 / 429	1295 / 792 / 429	1385 / 945 / 526	1385 / 945 / 526	1385 / 945 / 526
	Net weight	kg	95	95	127	127	133
	Type refrigerant		R-32	R-32	R-32	R-32	R-32
	Refrigerant charge	kg	1.4	1.4	1.4	1.4	1.75
	Water pump pressure	mH_2O	9	9	9	9	9
	Water pipe connections	inch	R1"	R1"	R5/4"	R5/4"	R5/4"
	Electrical heater support	W	3000	3000	3000	3000	3000
Water outlet temperature	Heating min./max.	°C	25 / 65	25 / 65	25 / 65	25 / 65	25 / 65
	Cooling min./max.	°C	5 / 25	5 / 25	5 / 25	5 / 25	5 / 25
Working range	Outdoor ambient temperature for cooling min./max.	°C	-5°C / 43°C	-5°C / 43°C	-5°C / 43°C	-5°C / 43°C	-5°C / 43°C
	Outdoor ambient temperature for heating min./max.	°C	-25°C / 35°C	-25°C / 35°C	-25°C / 35°C	-25°C / 35°C	-25°C / 35°C

R-32 REFRIGERANT | WIFI | DOMESTIC HOT WATER | COOLING AND HEATING | CONFIGURATION VIA USB PORT | DC INVERTER COMPRESSOR

SET			KHPS-MO 14 PRO	KHPS-MO 16 PRO	KHPS-MO 12T PRO	KHPS-MO 14T PRO	KHPS-MO 16T PRO
Power supply		V/ph/Hz	220-240/1/50	220-240/1/50	380-415/3/50	380-415/3/50	380-415/3/50
Outdoor unit			KHP-MO 14 DVR2	KHP-MO 16 DVR2	KHP-MO 12 DTR2	KHP-MO 14 DTR2	KHP-MO 16 DTR2
Optional DHW			BSX270/475	BSX475	BSX270/475	BSX270/475	BSX475
Recommended control			Wired; Included	Wired; Included	Wired; Included	Wired; Included	Wired; Included
Outdoor unit	Heating capacity (7°C / T outlet 35°C)	kW	14.5	15.9	12.1	14.5	15.9
	Heating capacity (7°C / T outlet 55°C)	kW	13.8	16	11.9	13.8	16
	Heating capacity (-7°C / T outlet 35°C)	kW	12	13.1	10	12	13.1
	Heating capacity (-7°C / T outlet 55°C)	kW	11	12.5	9.8	11	12.5
	Cooling capacity (35°C / T outlet 18°C)	kW	13.5	14.9	12	13.5	14.9
	Cooling capacity (35°C / T outlet 2°C)	kW	12.4	14	11.5	12.4	14
	Efficiency COP (7°C / T outlet 35°C)		4.6	4.5	4.95	4.6	4.5
	Efficiency COP (7°C / T outlet 55°C)		2.95	2.85	3.05	2.95	2.85
	Efficiency COP (-7°C / T outlet 35°C)		2.85	2.7	3	2.85	2.7
	Efficiency SCOP average climate outlet 35°C		4.72	4.62	4.81	4.72	4.62
	Efficiency SCOP average climate outlet 55°C		12.1	13	11.6	12.1	13
	Efficiency SCOP warm climate outlet 35°C		6.58	6.29	6.47	6.57	6.28
	Efficiency SCOP warm climate outlet 55°C		4.49	4.48	4.42	4.49	4.47
	Efficiency SCOP cold climate outlet 35°C		4.07	4.02	4.08	4.07	4.02
	Efficiency SCOP cold climate outlet 55°C		3.05	3.12	3.02	3.05	3.12
	Efficiency EER average climate 35°C / T outlet 18°C		3.6	3.4	3.95	3.6	3.4
	Efficiency EER average climate 35°C / T outlet 7°C		2.5	2.5	2.75	2.5	2.5
	Efficiency SEER outlet 18°C		6.9	6.75	7.04	6.85	6.71
	Efficiency SEER outlet 7°C		4.86	4.69	4.86	4.83	4.67
	Width/height/depth	mm	1385 / 945 / 526	1385 / 945 / 526	1385 / 945 / 526	1385 / 945 / 526	1385 / 945 / 526
	Net weight	kg	133	133	160	160	160
	Type refrigerant		R-32	R-32	R-32	R-32	R-32
	Refrigerant charge	kg	1.75	1.75	1.75	1.75	1.75
	Water pump pressure	mH_2O	9	9	9	9	9
	Water pipe connections	inch	R5/4"	R5/4"	R5/4"	R5/4"	R5/4"
	Electrical heater support	W	3000	3000	Adjustable 9000/6000/3000	Adjustable 9000/6000/3000	Adjustable 9000/6000/3000
Water outlet temperature	Heating min./max.	°C	25 / 65	25 / 65	25 / 65	25 / 65	25 / 65
	Cooling min./max.	°C	5 / 25	5 / 25	5 / 25	5 / 25	5 / 25
Working range	Outdoor ambient temperature for cooling min./max.	°C	-5°C / 43°C	-5°C / 43°C	-5°C / 43°C	-5°C / 43°C	-5°C / 43°C
	Outdoor ambient temperature for heating min./max.	°C	-25°C / 35°C	-25°C / 35°C	-25°C / 35°C	-25°C / 35°C	-25°C / 35°C

KHPS-MO PRO HP NEW

R-32 REFRIGERANT | WIFI | DOMESTIC HOT WATER | COOLING AND HEATING | CONFIGURATION VIA USB PORT | DC INVERTER COMPRESSOR

→ Technical Specifications

SET			KHPS-MO 22 PRO HP	KHPS-MO 26 PRO HP	KHPS-MO 30 PRO HP
Power supply		V/ph/Hz	380-415/3/50	380-415/3/50	380-415/3/50
Outdoor unit			KHP-MO 22 DTR2	KHP-MO 26 DTR2	KHP-MO 30 DTR2
Recommended control			Wired; Included	Wired; Included	Wired; Included
Outdoor unit	Heating capacity (7°C / T outlet 35°C)	kW	22	26	30
	Heating capacity (7°C / T outlet 55°C)	kW	22	26	30
	Heating capacity (-7°C / T outlet 35°C)	kW	TBD	TBD	TBD
	Heating capacity (-7°C / T outlet 55°C)	kW	TBD	TBD	TBD
	Cooling capacity (35°C / T outlet 18°C)	kW	23	27	31
	Cooling capacity (35°C / T outlet 2°C)	kW	21	26	30
	Efficiency COP (7°C / T outlet 35°C)		4.4	4.08	3.91
	Efficiency COP (7°C / T outlet 55°C)		3.4	3.1	2.9
	Efficiency COP (-7°C / T outlet 35°C)		TBD	TBD	TBD
	Efficiency SCOP average climate outlet 35°C		4,53 - A+++	4,5 - A+++	4,19 - A+++
	Efficiency SCOP average climate outlet 55°C		3,22 - A++	3,14 - A++	3,14 - A++
	Efficiency SCOP warm climate outlet 35°C		TBD	TBD	TBD
	Efficiency SCOP warm climate outlet 55°C		TBD	TBD	TBD
	Efficiency SCOP cold climate outlet 35°C		TBD	TBD	TBD
	Efficiency SCOP cold climate outlet 55°C		TBD	TBD	TBD
	Efficiency EER average climate 35°C / T outlet 18°C		TBD	TBD	TBD
	Efficiency EER average climate 35°C / T outlet 7°C		TBD	TBD	TBD
	Efficiency SEER outlet 18°C		5.67	5.88	5.71
	Efficiency SEER outlet 7°C		4.7	4.66	4.49
	Width/height/depth	mm	1129 / 1558 / 440	1129 / 1558 / 440	1129 / 1558 / 440
	Net weight	kg	177	177	177
	Type refrigerant		R-32	R-32	R-32
	Refrigerant charge	kg	5	5	5
	Water pump pressure	mH_2O	12 (max)	12 (max)	12 (max)
	Water pipe connections	inch	1 1/4"	1 1/4"	1 1/4"
	Electrical heater support	W	Not included	Not included	Not included
Water outlet temperature	Heating min./max.	°C	25 / 60	25 / 60	25 / 60
	Cooling min./max.	°C	5 / 25	5 / 25	5 / 25
	DHW min./max.	°C	40 / 60	40 / 60	40 / 60
Working range	Outdoor ambient temperature for cooling min./max.	°C	-5°C / 46°C	-5°C / 46°C	-5°C / 46°C
	Outdoor ambient temperature for heating min./max.	°C	-25°C / 35°C	-25°C / 35°C	-25°C / 35°C
	Outdoor ambient temperature for DHW min./max.	°C	-25°C / 43°C	-25°C / 43°C	-25°C / 43°C

→ Installation Diagrams

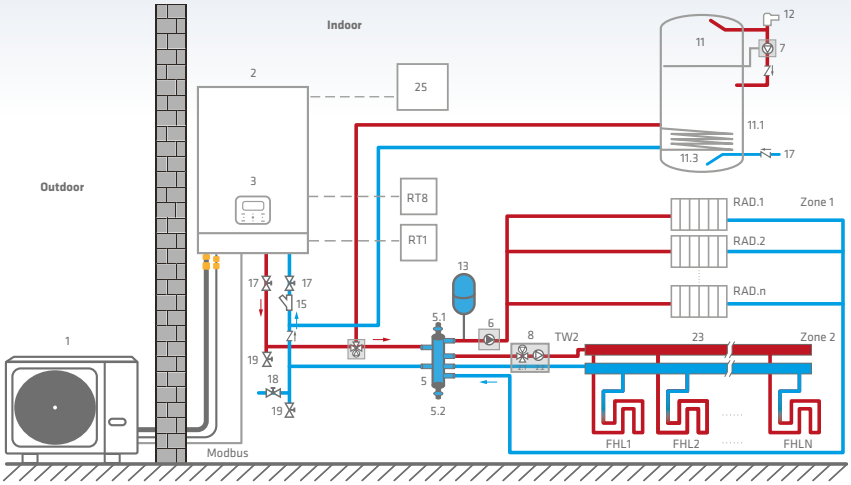

Code	Assembly unit
1	Outdoor Unit
2	Indoor Unit
3	User Interface
5	Balance tank (Field supply)
5.1	Automatic air purge valve
5.2	Drainage valve
6	P_o: zone 1 circulation pump (Field supply)
7	DHW recirculation pump (field supply)
8	Mixing station (Field supply)
8.1	SV3: Mixing vlave (Field Supply)
8.2	P_c: zone 2 circulation pump
11	DHW tank
11.3	Condenser
12	Consumption
13	Expansion vessel (Field supply)
15	Filter (Accessory)
17	Tap water inlet pipe (field supply)
18	Filling valve (field supply)
19	Drainage vlave (Field supply)
23	Collection/distributor (Field Supply)
25	Thermostat transfer board (optional)
RT 1...7	Low voltage room thermostat (Field Supply)
RT8	High voltage room thermostat (Field Supply)
TW2	Zone 2 water flow temperature sensor (optional)
FHL 1 ...n	Floor heating loop (field supply)
RAD.1...n	Radiator (Field supply)

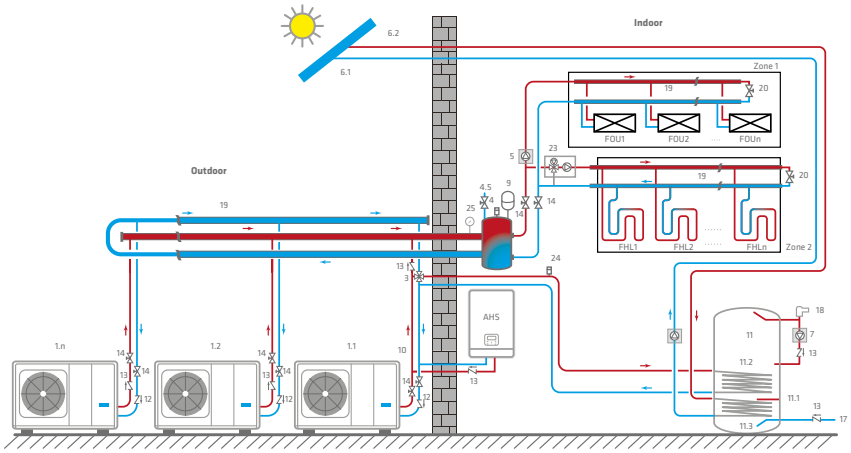

Up to 6 units. It's not possible to mix KHPS-MO PRO and KHPS-MO HP PRO in the same cascade installation.

Code	Assembly unit
1.1	Master unit
1.2...n	Slave unit
3	SV1:3-way valve (Field supply)
4	Balance tank (Field supply)
4.1	Automatic bleed valve
4.2	Drainage valve
4.3	Tbt1: Balance tank upper temperature sensor (optional)
4.4	Tbt2: Balance tank lower temperature sensor (optional)
4.5	Filing valve
5	P_O: Outside circulation pump (Field supply)
6.1	Tsolar: Solar temperature sensor (Optional)
6.2	Solar Panel
7	P_D: DHW pipe pump (Field supply)
9	Espansion vessel (Field supply)
10	T1: Total water flow temperature sensor (Optional)
11	Domestic water tank (field supply)
11.1	TBH: Domestic water tank heater
11.2	Coin 1, heat exchanger for heat pump
11.3	Coin 2, heat exchanger for solar energy
12	Filter (Accessory)
13	Check value (Field supply)
14	Shut-off valve (Field supply)
17	Tap water inlet pipe (Field supply)
18	Hot water tap (Field supply)
19	Collector/distributor (Field supply)
20	Bypass valve (Field supply)
23	Mixing station (Field supply)
24	Automatic bleed valve (Field supply)
25	Water manometer (Field supply)
FHL1...n	Floor heating loop (Field supply)
ZONE1	The space operate cooling or heating mode
ZONE2	The space only operate heating mode
AHS	Auxiliary heat source (Field supply)

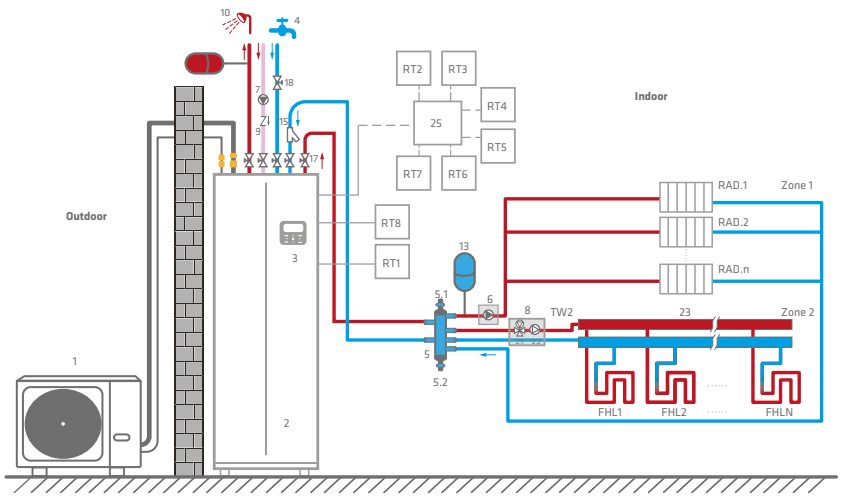

Code	Assembly unit
1	Outdoor Unit
2	Indoor Unit
3	User Interface
4	Tap water - inlet pipe (Field supply)
5	Balance tank (Field supply)
5.1	Automatic air purge valve
5.2	Drainage valve
6	P_o: zone 1 circulation pump (Field supply)
7	DHW pump - inlet pipe (Field supply)
8	Mixing station (Field supply)
8.1	SV3: Mixing vlave (Field Supply)
8.2	P_c: zone 2 circulation pump
9	Check valve (Field supply)
10	DHW production - outlet pipe (Field supply)
13	Expansion vessel (Field supply)
15	Filter (Accessory)
17	Shut-off valve (Field supply)
18	Safety valve (Field supply)
23	Collection/distributor (Field Supply)
RT 1...7	Low voltage room thermostat (Field Supply)
RT8	High voltage room thermostat (Field Supply)
TW2	Zone 2 water flow temperature sensor (optional)
FHL 1 ...n	Floor heating loop (field supply)
RAD.1...n	Radiator (Field supply)

This installation diagrams are simplified versions, for more diagrams or further information please visit our web and check Aquatix Range manual or contact our presales department.

KHHP-BI

NEW

R-32 REFRIGERANT | WIFI | DOMESTIC HOT WATER | COOLING AND HEATING | GOLDEN FIN | DC INVERTER COMPRESSOR

→ Technical Specifications

HYDRAULIC KIT WALL-MOUNTED AIR-WATER			KHHP-BI
Power supply		V/ph/Hz	220-240/1/50
Outdoor unit	Heating capacity (7°C / T outlet 35°C)	kW	8
	Heating capacity (7°C / T outlet 55°C)	kW	8
	Heating capacity (-7°C / T outlet 35°C)	kW	7.9
	Heating capacity (-7°C / T outlet 55°C)	kW	7
	Efficiency COP (7°C / T outlet 35°C)		4.4
	Efficiency COP (7°C / T outlet 55°C)		2.4
	Efficiency COP (-7°C / T outlet 35°C)		2.5
	Efficiency COP (-7°C / T outlet 55°C)		1.6
	Efficiency SCOP average climate outlet 35°C		4,26 - A++
	Efficiency SCOP average climate outlet 55°C		2,93 - A+
	Liquid pipe	inch	4x 1/4"
	Gas pipe	inch	3x 3/8" + 1x 1/2"
Indoor unit	Sound pressure rated	dB(A)	32
	Electrical heater support	W	3100
	Width/height/depth	mm	918 / 325 / 490
	Net weight	kg	56
Water outlet temperature	Heating min./max.	°C	25 / 60
	DHW min./max.	°C	35 / 55
Working range	Outdoor ambient temperature for heating min./max.	°C	-20°C / 24°C
	Outdoor ambient temperature for DHW min./max.	°C	-20°C / 43°C

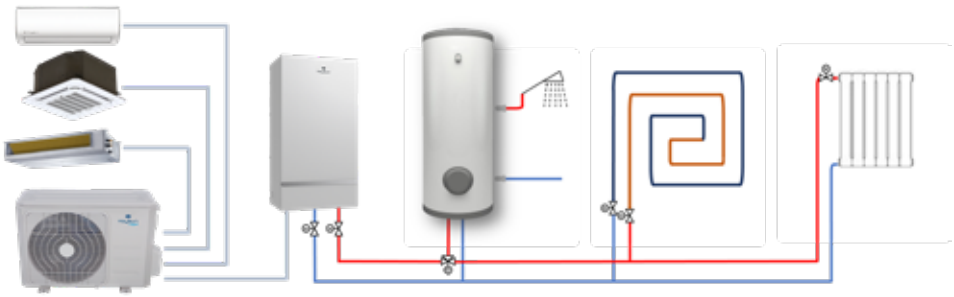

One unit	Two units	Three units		Four units		
7	7+KHHP-BI	7+7+KHHP-BI	9+12+KHHP-BI	7+7+7+KHHP-BI	7+9+12+KHHP-BI	9+12+12+KHHP-BI
9	9+KHHP-BI	7+9+KHHP-BI	9+18+KHHP-BI	7+7+9+KHHP-BI	7+9+18+KHHP-BI	9+12+18+KHHP-BI
12	12+KHHP-BI	7+12+KHHP-BI	12+12+KHHP-BI	7+7+12+KHHP-BI	9+9+9+KHHP-BI	12+12+12+KHHP-BI
18	18+KHHP-BI	7+18+KHHP-BI	12+18+KHHP-BI	7+7+18+KHHP-BI	9+9+12+KHHP-BI	12+12+18+KHHP-BI
KHHP-BI		9+9+KHHP-BI	18+18+KHHP-BI	7+9+9+KHHP-BI	9+9+18+KHHP-BI	

For more information on the combinations and compatible models of DX indoor units, consult the product sheet on the Kaysun.es website.
All components must be ordered separately.

AQUANTIA PRO SETS ARE NOW CONNECTED

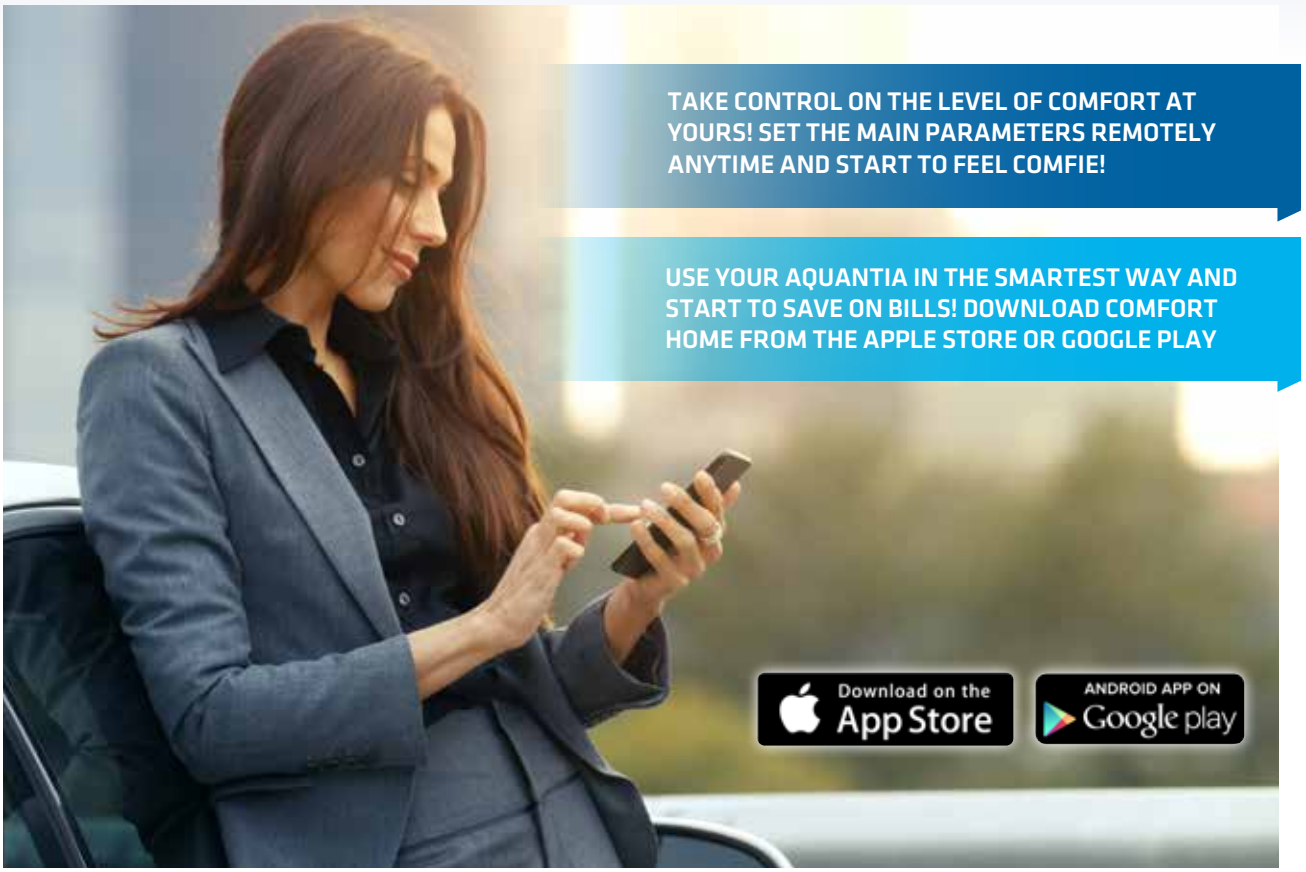

→ KHPIS-BI PRO, simplified installation diagram

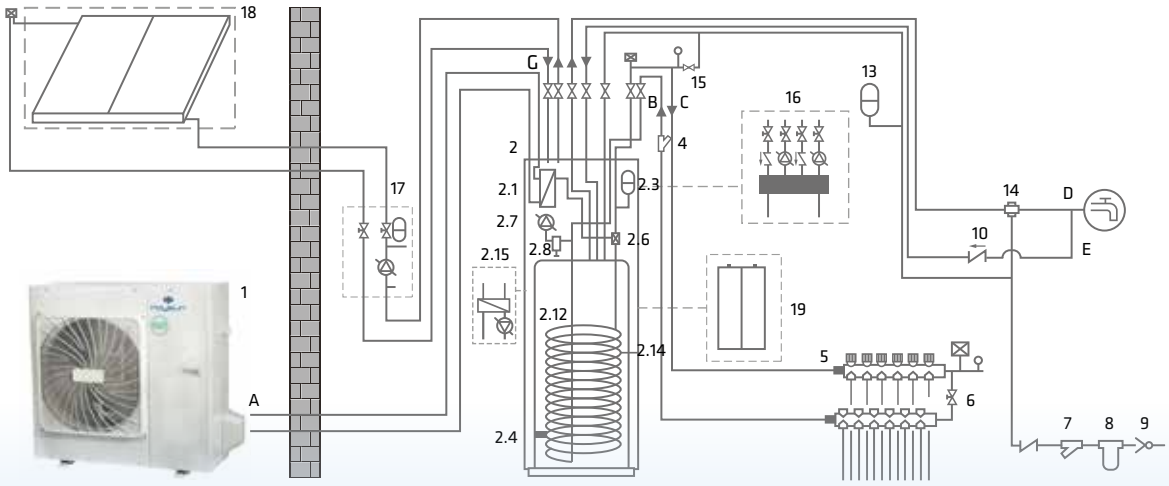

1. Outdoor unit
2. Indoor unit
2.1. Gas-water exchanger
2.3. Expansion vessel
2.4. Security valve
2.6. 3WV DHW
2.7. ACS pump
2.8. Filter
2.12. DHW tank
2.14. Backup heater DHW
2.15. PV kit
2.15. Y filter
5. Collectors
6. Collectors bypass
7. DHW filter
8. Water inlet treatment
9. Pressure reducer
10. Recirculation's backflow valve
13. DHW expansion vessel
14. Thermostatic valve
16. KIRE2HLX
17. Solar DHW station
18. Solar collector
19. Buffer tank
A) Gas piping
B) Return
C) Impulsion
D) DHW
E) DHW recirculation
F) Water inlet
G) Gas

DOMESTIC HOT WATER TANKS

DOMESTIC HOT WATER

→ Technical Specifications

MODEL			BSX270	BSX475
Indoor unit	Heigth/diameter	mm	1209 / 700	1800 / 750
	Net weight	kg	136	212
	Capacity	l	270	475
	Cleaning cap	mm	280	280
	Tank protection layer		Steel	Steel
	Interior cover		Coat of enamel	Coat of enamel
	Exterior cover		Galvanized steel with electrostatic coating with powdered paint	Galvanized steel with electrostatic coating with powdered paint
	Casing colour		White	White
	Plugs and exterior cap material		Black plastic	Black plastic
	Insulating material and thickness		Injected polyurethane foam; 50 mm	Injected polyurethane foam; 50 mm
	Input of sensors for automatic control of unit		3x (Ø13x100 mm)	3x (Ø13x100 mm)
	Operating pressure	bar	10	10
	Test pressure	bar	13	13
	Temperature indicator		Analogue temperature	Analogue temperature
	Anti-corrosive protection		Magnesium anode rod and tester	Magnesium anode rod and tester
	Heat exchanger type		Heat coil	Heat coil
	Heat coil input diameter	inch	1"	1 1/4"
	Heat coil surface	m²	2.48	3.06
	Cold water inlet	inch	1"	1"
	Heat water outlet	inch	1"	1"
	Circulation	inch	1"	1"

For the BSX475 tank, it is recommended to install a 3-4 kW electric heater that must be provided by the installer if the installation requires it.

AQUANTIA ACCESSORIES	
Additional 6 mH_2O pump	Pump 6 mH_2O
Additional 7,5 mH_2O pump	Pump 7,5 Pump 6 mH_2O
Electric heater DHW tanks	RT2
20 l buffer tank, false ceiling	20 AR-S
30 l buffer tank, false ceiling	30 AR-S
40 l buffer tank, false ceiling	40 AR-S
Buffer tank	50 AR-A
Buffer tank	100 AR-A
Buffer tank accessory	KIT SOPORTE
Buffer tank accessory	PURGADOR PARA FALSO TECHO
Expansion vessels - primary	HWB8LX
Expansion vessels - primary	HWB12LX
Expansion vessels - primary	HWB18LX
Support for expansion vessels	BR3 UNIV
Kit 2 high temperature zones	KIRE2HX
Kit 2 high/low temperature zones	KIRE2HLX
Probe for additional heat source (boilers, heaters, etc.)	Sonda T1B + cable
Complete solar kit (exchanger, copper pipe, pump, brackets)	SOLX
Anti-vibration mounts	AMRX

COMPAK

R-134A REFRIGERANT · THERMAL SOLAR SUPPORT · DOMESTIC HOT WATER · ECO MODE

→ Technical Specifications

MODEL			COMPAK KHP 15/190 ACS1	COMPAK KHP 35/300 ACS1	With solar coil COMPAK KHPA 16 190S	With solar coil COMPAK KHPA 23 300S
Power supply		V/ph/Hz	220-240/1/50	220-240/1/50	220-240/1/50	220-240/1/50
Outdoor temperature 15/12°C (dry bulb/wet bulb) water inlet/outlet 15/45°C	Heating capacity	kW	1.45	3	1.62	2.3
	COP		3.8	3.83	3.86	4.34
Electrical heater	Standard support	kW	3	3	3	3
SCOPdhw (UN 16147:2017)			2.98	3.21	3.13	3.59
Air intake & outlet	Diameter	mm	160	190	160	190
	Useful static pressure	Pa	25	25	25	25
	Max. length	m	≤ 10	≤ 10	≤ 10	≤ 10
	Outdoor air flow	m³/h	182/230/270	312/355/414	270	414
Working range	Temperature DHW max.	°C	60°C	60°C	60°C	60°C
	Temperature DHW max. with support	°C	70	70	70	70
Hydraulic system	Water pipe connections inlet/outlet water	inch	3/4"	3/4"	3/4"	3/4"
	Water pipe connections inlet/outlet solar	inch	-	-	3/4"	3/4"
Indoor unit	Sound pressure rated	dB(A)	41	45	36.6	38.2
	Sound power level	dB(A)	56	56	51	53
	Heigth/diameter	mm	1760 / 560	1920 / 650	1830 / 552	1930 / 657
	Capacity	l	180	280	168	272
	Compressor type		Rotary	Rotary	Rotary	Rotary
	Tank material		Enamelled steel	Enamelled steel	Vitrified steel	Vitrified steel
	Insulating material and thickness		Expanded polyurethane	Expanded polyurethane	Expanded polyurethane	Expanded polyurethane
	Heat coil material		Copper	Copper	Aluminium	Aluminium
	Heat coil max. working pressure	MPa	1	1	1	1
Refrigerant	Type refrigerant		R-134A	R-134A	R-134A	R-134A
	Refrigerant charge	kg	1.1	1.5	1.1	1.5
Integration	Solar heat coil surface	m²	-	-	1.1	1.3
	Solar heat coil material		-	-	Vitrified steel	Vitrified steel
	Max. working pressure	MPa	-	-	1	1

Sound pressure: Sound pressure calculated at 1 m from the equipment.

REFERENCES

KEY INSTALLATIONS



RAFA NADAL INTERNATIONAL CENTRE
PUBLIC BUILDING

Location: Balearic Islands
Initial situation: New construction
Units installed: Aquatix Systems
Capacity: 7 kW

AQUATIX is a more sustainable solution than the traditional hot water boiler, with better energy efficiency and a quicker and more simple installation process. Energy savings and efficiency set this range apart.

ON HOTELS OCEANFRONT
HOTEL

Location: Matalascañas
Initial situation: Renovation
Units installed: 2 KHP 420 ACS1
Capacity: 80 kW

RUBER HOSPITAL
PUBLIC BUILDING

Location: Madrid
Initial situation: Renovation
Units installed: AIR-WATER
Capacity: 130 kW

ITEVE
BUSINESS CENTRE

Location: Badajoz (Extremadura)
Initial situation: Renovation
Units installed: Compak KHP
Capacity: 245 kW

QUIRÓN HOSPITAL
PUBLIC BUILDING

Location: Torrevieja
Initial situation: New construction
Units installed: AIR-WATER
Capacity: 65 kW

INSTITUTION ST. LOUIS
SCHOOL

Location: France
Initial situation: Renovation
Units installed: KHP 72 ACS + G1
Capacity: 6.5 kW

JARDINES DE LORCA
HOTEL

Location: Murcia
Initial situation: New construction
Units installed: AIR-WATER
Capacity: 260 kW

SYNERGYM
GYM

Location: GYM
Initial situation: Renovation
Units installed: 5 KHP 35 300 ACS1
Capacity: 18 kW

ZEN
Commercial Range

ZEN
Commercial Range

INTRODUCTION TO THE PRODUCT RANGE	88
SETS	91
DUCTS	92
HIGH CAPACITY FRONT AIR DISCHARGE	96
CASSETTE 600x600	98
SUPERSLIM CASSETTE 840x840	100
FLOOR / CEILING	104
TWINS	106

ZEN

Commercial Range

High-Performance Commercial equipment

This year all the units have been completely redesigned and optimized to adapt into a new connection method, Current Loop. This new standard was already used in SUITE units, is more flexible, easy to install and aligned up with the market standards.
The ZEN commercial range machines are designed with the latest technology, they are efficient, versatile and have an outstanding performance. Combinations made with axial outdoor units are fitted with Inverter technology, thereby optimizing energy efficiency and seasonal performance indicators. The outdoor units of this type have a robust and aesthetics design with the best sound performance.
All the control range is designed to be simple, user friendly but also powerful. The new KID-05 S, a wireless smart controller that can inspect the operation of units and change configuration parameters. Regarding wired controllers, we offer the KC-03.1 SPS controller, which is able to adjust the static pressure of the Ducts Units.

R-32 REFRIGERANT UNITS

Last year, Frigicoll, by means of its KAYSUN brand, started marketing some of its products fitted with R-32 refrigerant. The new EU regulations encourages the use of alternative gases, such as R-32 refrigerant gas. The R-32 has a 675 global warming potential (GWP), a very low rate if compared to the 2,088 GWP produced by R-410A refrigerant. It is more cost-efficient, 10 % more suitable and reduces charge volume by 25% because it is more compact. In addition, it offers better performance at an extreme outdoor temperature and it is easy to reuse and recycle, as it is made up of a single refrigerant component.

- STRONGER AND COMPACT
- PERFORMANCE
- ENERGY SAVING
- SOUND LEVEL

R-32

SMART CONTROLLERS

Kaysun's ZEN series has a top range of controllers. The cable and wireless controls have the most technologically-advanced functions and utilities, but with a modern and avant-garde aesthetic.

KC-03.1 SPS

- WEEKLY TIMER
- DUCT UNIT'S STATIC PRESSURE ADJUSTMENT
- FOLLOW ME

KID-05 S

- INSTALLATION PARAMETRES MODIFICATION
- OPERATION PARAMETERS CHECKING
- COMPLETE BACKLIGHT DISPLAY

CURRENT LOOP DR13

2017	2018	2019	2020	2021	2022	2023+
RS485 Protocol						
				CURRENT LOOP Protocol		

This year all the ZEN units use the new Current Loop protocol. This new standard was already used in SUITE units for a long time, and it uses the connection method showed in the scheme, also known as LNS. Power supply to the indoor units, now comes directly from the outdoor unit.

This new protocol has several advantages such as:

- More installer-friendly
- Simple to connect
- Same protocol as most units in the market
- Same protocol in SUITE range

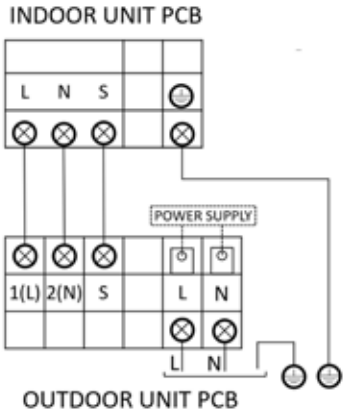

Using Current Loop into ZEN, now gives us more control for the indoor unit, they include now modes as ECO, GEAR, Silence, Follow me...

CURRENT LOOP protocol is NOT compatible with RS485 and vice versa

TWO COMMUNICATION WIRES

The ZEN R-32 range units only require two shielded wires without polarity to carry out the operation. This new characteristic makes the communication wiring works cheaper and easier.

K03 WIFI LCAC

Optional WiFi adapter for some of its indoor unit models in the ZEN range. This accessory connects the unit to your domestic WiFi network and controls it through an App installed on your Smartphone. The application also includes a weekly timer built into the App to ease and improve the control function of our air-conditioning system.

NetHome Plus for Android

NetHome Plus for iOS

ZEN
R-32 Range

→ SETS

POWER kW	3.5	5.2	7.1	9.0	10.5	12.5	14.0	16.0	24.0	28.0
DUCTS	KPDA-35 DVR13	KPDA-52 DVR13	KPDA-71 DVR13	KPDA-90 DVR13	KPDA-105 DVR13 KPDA-105 DTR13	KPDA-125 DVR13	KPDA-140 DTR13	KPDA-160 DTR13		
HIGH CAPACITY FRONT AIR DISCHARGE									KPDH-224F DN10	KPDH-280F DN10
CASSETTE 600X600	KCIA-35 DVR13	KCIA-52 DVR13								
SUPERSLIM CASSETTE 840X840			KCISA-71 DVR13	KCISA-90 DVR13	KCISA-105 DVR13 KCISA-105 DTR13	KCISA-125 DVR13	KCISA-140 DTR13	KCISA-160 DTR13		
FLOOR / CEILING		KPCA-52 DVR13	KPCA-71 DVR13		KPCA-105 DVR13 KPCA-105 DTR13		KPCA-140 DTR13	KPCA-160 DTR13		

DUCTS NEW

General Characteristics

Kaysun Duct units offer a wide range of features, which turns them into one of the best products in the market. These units can be easily installed in small spaces, such as compact suspended ceilings, thanks to the tilted position of their battery, which provides them with a slim design.

- Easily removable filter.
- Flanges in the inlet and outlet mouths.
- Possibility for double air intake (rear or lower intake).
- Fresh air intake at a side of the unit.
- Voltage-free alarm and ON/OFF dry contacts.
- Standard condensation pump of up to 750 mm in height.
- Up to 160 Pa available depending on the model.
- The KC-03.1 SPS controller allows adjusting the available pressure automatically.
- Reduced height unit.

VERTICAL INSTALLATION (EXCEPT 35 AND 52 UNITS)

STANDARD CONDENSATION PUMP UP TO 750 MM HEIGHT

KC-03.1 SPS
Recommended

OTHER CONTROLLERS

Individuals

KID-05 S

KC-02.1 H

KCT-02.1 SR

WiFi

K01-WIFI

K03 WIFI LCAC
Optional WiFi

Only compatible with indoor duct units ended with DR13

R-32 REFRIGERANT | ON/OFF CONTACT | SMART HOME | FRESH AIR SUPPLY | DRAINAGE PUMP | AIR INTAKE | HERTZ

→ Technical Specifications

- References ending in DR13 are only compatible with K03 WIFI LCAC, not fitted with XYE port.
- References ending in DR13-X, are compatible with BMS/centralised controller (XYE port fitted), but they are not compatible with K03 WIFI LCAC.
- By default, WiFi compatible reference will be supplied.

SET			KPDA-35 DVR13	KPDA-52 DVR13	KPDA-71 DVR13	KPDA-90 DVR13
Indoor unit			KPD-35 DR13 KPD-35 DR13-X	KPD-52 DR13 KPD-52 DR13-X	KPD-71 DR13 KPD-71 DR13-X	KPD-90 DR13 KPD-90 DR13-X
Outdoor unit			KUE-35 DVR13	KUE-52 DVR13	KUE-71 DVR13	KUE-90 DVR13
Capacity	Cooling rated (min./max.)	kW	3.52 (0.53 / 3.99)	5.28 (2.55 / 5.86)	7.03 (3.28 / 8.16)	8.79 (2.23 / 9.85)
	Heating rated (min./max.)	kW	3.81 (1 / 4.39)	5.57 (2.2 / 6.15)	7.62 (2.81 / 8.49)	9.38 (2.7 / 10.02)
	Heating rated at -7°C	kW	TBD	TBD	TBD	TBD
Cooling input rated (min./max.)		W	1053 (155 / 1373)	1530 (710 / 2150)	2190 (750 / 2960)	2500 (190 / 3050)
Heating input rated (min./max.)		W	1038 (302 / 1390)	1510 (740 / 1760)	1900 (640 / 2580)	2250 (430 / 2450)
Heating input rated at -7°C		W	TBD	TBD	TBD	TBD
Energy efficiency	SEER - Energy class		6.1 - A++	6.1 - A++	6.1 - A++	6.1 - A++
	SCOP warm areas - Energy class		TBD - TBD	TBD - TBD	TBD - TBD	TBD - TBD
	SCOP - Energy class		4 - A+	4 - A+	4 - A+	4 - A+
Working range	Outdoor ambient temperature for cooling min./max.	°C	-15°C / 50°C	-15°C / 50°C	-15°C / 50°C	-15°C / 50°C
	Outdoor ambient temperature for heating min./max.	°C	-15°C / 24°C	-15°C / 24°C	-15°C / 24°C	-15°C / 24°C

INDOOR UNIT			KPD-35 DR13 KPD-35 DR13-X	KPD-52 DR13 KPD-52 DR13-X	KPD-71 DR13 KPD-71 DR13-X	KPD-90 DR13 KPD-90 DR13-X
Indoor unit	Air flow low/medium/high	m³/h	350 / 500 / 660	420 / 670 / 870	610 / 930 / 1200	1560 / 1780 / 2060
	Sound pressure low/medium/high	dB(A)	29.8 / 33.5 / 36	26 / 29.8 / 35	25.5 / 29.1 / 32.8	34.3 / 36.7 / 39.2
	Max. pressure available	Pa	60	100	160	160
	Sound power level	dB(A)	56	59	62	65
	Width/height/depth	mm	700 / 200 / 506	880 / 210 / 674	1100 / 249 / 774	1260 / 249 / 774
	Air inlet width/height	mm	537x152	706x136	926x175	1186x175
	Air outler width/height	mm	599x186	782x190	1001x228	1261x228
	Net weight	kg	17.8	24.4	32.3	40.5
	Power supply	V/ph/Hz	With communication	With communication	With communication	With communication
	Power wiring	mm²	With communication	With communication	With communication	With communication

OUTDOOR UNIT			KUE-35 DVR13	KUE-52 DVR13	KUE-71 DVR13	KUE-90 DVR13
Outdoor unit	Compressor type		Rotary	Rotary	Rotary	Rotary
	Air flow	m³/h	2200	2100	3500	3800
	Sound pressure	dB(A)	53.6	56	60	62
	Sound power level	dB(A)	62	65	69	70
	Width/height/depth	mm	765 / 555 / 303	805 / 554 / 330	890 / 673 / 342	946 / 810 / 410
	Net weight	kg	26.6	32.5	43.9	52.8
	Power supply	V/ph/Hz	220-240/1/50	220-240/1/50	220-240/1/50	220-240/1/50
	Power wiring	mm²	(2+T)x1.5	(2+T)x1.5	(2+T)x2.5	(2+T)x2.5
Shielded communication wiring		mm²	4x1	4x1	4x1	4x1
Refrigerant	Type refrigerant		R-32	R-32	R-32	R-32
	Refrigerant charge/supplementary	kg	0.72 / 0.012	1.15 / 0.012	1.5 / 0.024	2 / 0.024
	Liquid/gas pipe diameter	inch	1/4" / 3/8"	1/4" / 1/2"	3/8" / 5/8"	3/8" / 5/8"
	Piping height difference	m	10	20	25	25
	Piping max. length	m	25	30	50	50

Supplementary charge: Factory pre-charge for 5 m of installation. Additional charge per metre added after 5 m.
NOTE: Before installing these units, please check the standards in force your country regarding the use of refrigerant gases.

DUCTS

→ Technical Specifications

- References ending in DR13 are only compatible with K03 WIFI LCAC, not fitted with XYE port.
- References ending in DR13-X, are compatible with BMS/centralised controller (XYE port fitted), but they are not compatible with K03 WIFI LCAC.
- By default, WiFi compatible reference will be supplied.

SET			KPDA-90(140) DVR13	KPDA-105 DVR13	KPDA-105(140) DVR13	KPDA-105 DTR13
Indoor unit			KPD-140 DR13 KPD-140 DR13-X	KPD-105 DR13 KPD-105 DR13-X	KPD-140 DR13 KPD-140 DR13-X	KPD-105 DR13 KPD-105 DR13-X
Outdoor unit			KUE-90 DVR13	KUE-105 DVR13	KPD-105 DR13	KUE-105 DTR13
Capacity	Cooling rated (min./max.)	kW	8.79 (2.23 / 9.85)	10.55 (2.75 / 11.14)	10.55 (2.75 / 11.14)	10.55 (2.73 / 11.78)
	Heating rated (min./max.)	kW	9.38 (2.7 / 10.02)	11.72 (2.78 / 12.78)	11.72 (2.78 / 12.78)	11.72 (2.78 / 12.84)
	Heating rated at -7°C	kW	TBD	TBD	TBD	TBD
Cooling input rated (min./max.)		W	2500 (190 / 3050)	3950 (900 / 4150)	2950 (900 / 4150)	4000 (890 / 4200)
Heating input rated (min./max.)		W	2250 (430 / 2450)	3250 (800 / 3950)	3250 (800 / 3950)	3250 (780 / 4000)
Heating input rated at -7°C		W	TBD	TBD	TBD	TBD
Energy efficiency	SEER - Energy class		6.1 - A++	6.1 - A++	6.1 - A++	6.1 - A++
	SCOP warm areas - Energy class		TBD - TBD	TBD - TBD	TBD - TBD	TBD - TBD
	SCOP - Energy class		4 - A+	4 - A+	4 - A+	4 - A+
Working range	Outdoor ambient temperature for cooling min./max.	°C	-15°C / 50°C	-15°C / 50°C	-15°C / 50°C	-15°C / 50°C
	Outdoor ambient temperature for heating min./max.	°C	-15°C / 24°C	-15°C / 24°C	-15°C / 24°C	-15°C / 24°C

INDOOR UNIT			KPD-140 DR13 KPD-140 DR13-X	KPD-105 DR13 KPD-105 DR13-X	KPD-140 DR13 KPD-140 DR13-X	KPD-105 DR13 KPD-105 DR13-X
Indoor unit	Air flow low/medium/high	m³/h	2120 / 2350 / 2600	1560 / 1780 / 2060	2120 / 2350 / 2600	1560 / 2780 / 2060
	Sound pressure low/medium/high	dB(A)	35.4 / 38.3 / 41.8	35.4 / 37.7 / 40.3	35.4 / 38.3 / 41.8	35.4 / 37.7 / 40.3
	Max. pressure available	Pa	160	160	160	160
	Sound power level	dB(A)	70	62	68	63
	Width/height/depth	mm	1200 / 300 / 874	1360 / 249 / 774	1200 / 300 / 874	1360 / 249 / 774
	Air inlet width/height	mm	1044x227	1186x175	1044x227	1186x175
	Air outler width/height	mm	1001x280	1261x228	1001x280	1261x228
	Net weight	kg	47.6	40.5	47.6	40.5
	Power supply	V/ph/Hz	With communication	With communication	With communication	With communication
	Power wiring	mm²	With communication	With communication	With communication	With communication

OUTDOOR UNIT			KUE-90 DVR13	KUE-105 DVR13	KPD-105 DR13	KUE-105 DTR13
Outdoor unit	Compressor type		Rotary	Rotary	Rotary	Rotary
	Air flow	m³/h	3800	4000	4000	4000
	Sound pressure	dB(A)	62	63	63	63
	Sound power level	dB(A)	70	70	70	70
	Width/height/depth	mm	946 / 810 / 410	946 / 810 / 410	946 / 810 / 410	946 / 810 / 410
	Net weight	kg	52.8	66.9	66.9	80.5
	Power supply	V/ph/Hz	220-240/1/50	220-240/1/50	220-240/1/50	380-415/3/50
	Power wiring	mm²	(2+T)x2.5	(2+T)x4	(2+T)x4	(4+T)x2.5
Shielded communication wiring		mm²	4x1	4x1	4x1	4x1
Refrigerant	Type refrigerant		R-32	R-32	R-32	R-32
	Refrigerant charge/supplementary	kg	2 / 0.024	2.4 / 0.024	2.4 / 0.024	2.4 / 0.024
	Liquid/gas pipe diameter	inch	3/8" / 5/8"	3/8" / 5/8"	3/8" / 5/8"	3/8" / 5/8"
	Piping height difference	m	25	30	30	30
	Piping max. length	m	50	75	75	75

Supplementary charge: Factory pre-charge for 5 m of installation. Additional charge per metre added after 5 m.
NOTE: Before installing these units, please check the standards in force your country regarding the use of refrigerant gases.

R-32 REFRIGERANT | ON/OFF CONTACT | SMART HOME | FRESH AIR SUPPLY | DRAINAGE PUMP | AIR INTAKE | HERTZ

→ Technical Specifications

- References ending in DR13 are only compatible with K03 WIFI LCAC, not fitted with XYE port.
- References ending in DR13-X, are compatible with BMS/centralised controller (XYE port fitted), but they are not compatible with K03 WIFI LCAC.
- By default, WiFi compatible reference will be supplied.

SET			KPDA-105(140) DTR13	KPDA-125 DVR13	KPDA-140 DTR13	KPDA-160 DTR13
Indoor unit			KPD-140 DR13 KPD-140 DR13-X	KPD-125 DR13 KPD-125 DR13-X	KPD-140 DR13 KPD-140 DR13-X	KPD-160 DR13 KPD-160 DR13-X
Outdoor unit			KUE-105 DTR13	KUE-125 DVR13	KUE-140 DTR13	KUE-160 DTR13
Capacity	Cooling rated (min./max.)	kW	10.55 (2.75 / 11.14)	12.02 (2.93 / 12.31)	14.07 (3.52 / 15.53)	15.24 (4.1 / 17.29)
	Heating rated (min./max.)	kW	11.72 (2.78 / 12.78)	13.48 (3.37 / 14.07)	16.12 (4.1 / 18.17)	18.17 (4.4 / 20.52)
	Heating rated at -7°C	kW	TBD	TBD	TBD	TBD
Cooling input rated (min./max.)		W	3950 (900 / 4150)	4200 (680 / 4500)	4800 (880 / 6000)	5250 (1030 / 6650)
Heating input rated (min./max.)		W	3250 (800 / 3950)	3459 (750 / 4100)	4500 (950 / 5700)	5150 (950 / 6600)
Heating input rated at -7°C		W	TBD	TBD	TBD	TBD
Energy efficiency	SEER - Energy class		6.1 - A++	6.1 - A++	6.1 - A++	6.1 - A++
	SCOP warm areas - Energy class		TBD - TBD	TBD - TBD	TBD - TBD	TBD - TBD
	SCOP - Energy class		4 - A+	4 - A+	4 - A+	4 - A+
Working range	Outdoor ambient temperature for cooling min./max.	°C	-15°C / 50°C	-15°C / 50°C	-15°C / 50°C	-15°C / 50°C
	Outdoor ambient temperature for heating min./max.	°C	-15°C / 24°C	-15°C / 24°C	-15°C / 24°C	-15°C / 24°C

INDOOR UNIT			KPD-140 DR13 KPD-140 DR13-X	KPD-125 DR13 KPD-125 DR13-X	KPD-140 DR13 KPD-140 DR13-X	KPD-160 DR13 KPD-160 DR13-X
Indoor unit	Air flow low/medium/high	m³/h	2120 / 2350 / 2600	2120 / 2350 / 2600	2120 / 2350 / 2600	2120 / 2350 / 2600
	Sound pressure low/medium/high	dB(A)	35.4 / 38.3 / 41.8	35.4 / 38.3 / 41.8	35.4 / 38.3 / 41.8	36 / 38.9 / 42.3
	Max. pressure available	Pa	160	160	160	160
	Sound power level	dB(A)	68	71	68	71
	Width/height/depth	mm	1200 / 300 / 874	1200 / 300 / 874	1200 / 300 / 874	1200 / 300 / 874
	Air inlet width/height	mm	1044x227	1044x227	1044x227	1044x227
	Air outler width/height	mm	1001x280	1001x280	1001x280	1001x280
	Net weight	kg	47.6	47.6	47.6	47.4
	Power supply	V/ph/Hz	With communication	With communication	With communication	With communication
	Power wiring	mm²	With communication	With communication	With communication	With communication

OUTDOOR UNIT			KUE-105 DTR13	KUE-125 DVR13	KUE-140 DTR13	KUE-160 DTR13
Outdoor unit	Compressor type		Rotary	Rotary	Rotary	Rotary
	Air flow	m³/h	4000	4000	7500	7500
	Sound pressure	dB(A)	63	63	63.5	64
	Sound power level	dB(A)	70	72	74	75
	Width/height/depth	mm	946 / 810 / 410	946 / 810 / 410	952 / 1333 / 415	952 / 1333 / 415
	Net weight	kg	80.5	71	103.7	107
	Power supply	V/ph/Hz	380-415/3/50	220-240/1/50	220-240/1/50	220-240/1/50
	Power wiring	mm²	(4+T)x2.5	(2+T)x4	(4+T)x2.5	(4+T)x2.5
Shielded communication wiring		mm²	4x1	4x1	4x1	4x1
Refrigerant	Type refrigerant		R-32	R-32	R-32	R-32
	Refrigerant charge/supplementary	kg	2.4 / 0.024	2.8 / 0.024	2.9 / 0.024	3 / 0.024
	Liquid/gas pipe diameter	inch	3/8" / 5/8"	3/8" / 5/8"	3/8" / 5/8"	3/8" / 5/8"
	Piping height difference	m	30	30	30	30
	Piping max. length	m	75	75	75	75

Supplementary charge: Factory pre-charge for 5 m of installation. Additional charge per metre added after 5 m.
NOTE: Before installing these units, please check the standards in force your country regarding the use of refrigerant gases.

HIGH CAPACITY FRONT AIR DISCHARGE

General Characteristics

Kaysun High-Pressure Ducts have a higher static pressure to cover long distances, which provides greater installation flexibility and accurate air conditioning, even in rooms with high ceilings.

- Outdoor unit internal expansion system.
- Available pressure up to 150 Pa.
- Voltage-free ON/OFF dry contacts.
- 220 V alarm output.

TEMPERATURE ADJUSTMENT/GREATER COMFORT

VOLTAGE-FREE CONTACTS

KCT-02.1 SR
Recommended

OTHER CONTROLLERS

WiFi

K01-WIFI

R-410A REFRIGERANT | DC INVERTER COMPRESSOR | DC INVERTER EXTERNAL FAN

→ Technical Specifications

SET			KPDH-224F DN10	KPDH-280F DN10
Indoor unit			KPDH 224 DN10	KPDH 280 DN10
Outdoor unit			KUE 224 DN10	KUE 280 DN10
Capacity	Cooling rated	kW	22.4	28
	Heating rated	kW	24.5	31.5
	Heating rated at -7°C	kW	17.5	22.05
Cooling input rated		W	7200	9000
Heating input rated		W	6600	8500
Heating input rated at -7°C		W	5020	6460
Energy efficiency	SEER		4.78	4.77
	SCOP		3.48	3.48
	COP -7°C		3,41°C	3,41°C
Working range	Outdoor ambient temperature for cooling min./max.	°C	-15°C / 48°C	-15°C / 48°C
	Outdoor ambient temperature for heating min./max.	°C	-15°C / 24°C	-15°C / 24°C

INDOOR UNIT			KPDH 224 DN10	KPDH 280 DN10
Indoor unit	Air flow low/high	m³/h	3000 / 4800	3000 / 4800
	Sound pressure low/high	dB(A)	49 / 52	49 / 52
	Max. pressure available	Pa	150	150
	Width/height/depth	mm	1470 / 512 / 775	1470 / 512 / 775
	Net weight	kg	83	83
	Power supply	V/ph/Hz	220/1/50	220/1/50
	Power wiring	mm²	3x2.5	3x2.5

OUTDOOR UNIT			KUE 224 DN10	KUE 280 DN10
Outdoor unit	Compressor type		Rotary	Rotary
	Air flow	m³/h	9400	9800
	Sound pressure	dB(A)	58	59
	Width/height/depth	mm	1120 / 1558 / 528	1120 / 1558 / 528
	Net weight	kg	147	148
	Power supply	V/ph/Hz	380/3/50	380/3/50
	Power wiring	mm²	5x6	5x6
Shielded communication wiring		mm²	3x0.75	3x0.75
Refrigerant	Type refrigerant		R-410A	R-410A
	Refrigerant charge	kg	7.2	7.2
	Liquid/gas pipe diameter	inch	3/8" / 1"	3/8" / 1"
	Piping height difference	m	30	30
	Piping max. length	m	50	50

Liquid/gas pipe diameter: For pipes longer than 45 m, please check with our technical department.
NOTE: Before installing these units, please check the standards in force in your country regarding the use of refrigerant gases.

CASSETTE 600x600 NEW

General Characteristics

The Cassette 600x600 units stands out from other units thanks to its elegant design. Their small dimensions allow them for adapting to false ceiling installations and their 360° airflow covers every corner of the room providing users with the highest comfort.

- Standard condensation pump.
- Compact unit with integrated electric box.
- Voltage-free alarm and ON/OFF dry contacts.
- 360° airflow.

KID-05 S
Recommended

STANDARD CONDENSATION PUMP

OTHER CONTROLLERS

Individuals

KC-03.2 SPS

WiFi

K01-WIFI

K03 WIFI LCAC
Optional WiFi

R-32 REFRIGERANT | AIR OUTLET 360° | ON/OFF CONTACT | SMART HOME | DRAINAGE PUMP | HERTZ | COMPACT

→ Technical Specifications

AXIAL SET			KCIA-35 DVR13	KCIA-52 DVR13
Indoor unit			KCI-35 DR13	KCI-52 DR13
Outdoor unit			KUE-35 DVR13	KUE-52 DVR13
Capacity	Cooling rated (min./max.)	kW	3.52 (0.85 / 4.11)	5.28 (2.9 / 5.59)
	Heating rated (min./max.)	kW	3.81 (0.47 / 4.31)	5.57 (2.37 / 6.1)
	Heating rated at -7°C	kW	TBD	TBD
Cooling input rated (min./max.)		W	1010 (168 / 1434)	1633 (720 / 2088)
Heating input rated (min./max.)		W	1019 (124 / 1376)	1540 (700 / 1930)
Heating input rated at -7°C		W	TBD	TBD
Energy efficiency	SEER - Energy class		6.1 - A++	6.1 - A++
	SCOP warm areas - Energy class		TBD - TBD	TBD - TBD
	SCOP - Energy class		4 - A+	4 - A+
Working range	Outdoor ambient temperature for cooling min./max.	°C	-15°C / 50°C	-15°C / 50°C
	Outdoor ambient temperature for heating min./max.	°C	-15°C / 24°C	-15°C / 24°C

INDOOR UNIT			KCI-35 DR13	KCI-52 DR13
Indoor unit	Air flow low/medium/high	m³/h	389 / 485 / 569	479 / 584 / 680
	Sound pressure low/medium/high	dB(A)	34.5 / 37.5 / 42	39 / 44 / 45.4
	Sound power level	dB(A)	57	59
	Width/height/depth	mm	570 / 260 / 570	570 / 260 / 570
	Net weight	kg	16.3	16
	Power supply	V/ph/Hz	With communication	With communication
	Power wiring	mm²	With communication	With communication
Panel	Width/height/depth	mm	647 / 50 / 647	647 / 50 / 647
	Net weight	kg	2.5	2.5

OUTDOOR UNIT			KUE-35 DVR13	KUE-52 DVR13
Outdoor unit	Compressor type		Rotary	Rotary
	Air flow	m³/h	2200	2100
	Sound pressure	dB(A)	53.6	56
	Sound power level	dB(A)	62	65
	Width/height/depth	mm	765 / 555 / 303	805 / 554 / 330
	Net weight	kg	26.6	32.5
	Power supply	V/ph/Hz	220-240/1/50	220-240/1/50
	Power wiring	mm²	(2+T)x1.5	(2+T)x2.5
Shielded communication wiring		mm²	4x1	4x1
Refrigerant	Type refrigerant		R-32	R-32
	Refrigerant charge/supplementary	kg	0.72 / 0.012	1.15 / 0.012
	Liquid/gas pipe diameter	inch	1/4" / 3/8"	1/4" / 1/2"
	Piping height difference	m	10	20
	Piping max. length	m	25	30

Supplementary charge: Factory pre-charge for 5 m of installation. Additional charge per metre added after 5 m.
NOTE: Before installing these units, please check the standards in force your country regarding the use of refrigerant gases.

SUPERSLIM CASSETTE 840x840 NEW

General Characteristics

New Superslim Cassette 840x840 has been completely redesigned, new redesigned fan, indoor battery, etc. Still fits with a 360° air diffusion system that allows them to reach every corner of the room, but now with 23% bigger outlets. With a compact structure, slim design, it adapts to spaces with low ceilings.

- Pre-installed inlet for fresh air.
- New condensation pump up to 1000 m.
- Slim design compact unit.
- Voltage-free alarm and ON/OFF dry contacts.
- 360° airflow.
- Prepared for side ducts (closing air outlets).

KID-05 S
Recommended

STANDARD CONDENSATION PUMP

OTHER CONTROLLERS

Individuals

KC-03.1 SPS

WiFi

K01-WIFI

K04 WIFI LCAC
Optional WiFi

→ Technical Specifications

SET			KCISA-71 DVR13	KCISA-90 DVR13	KCISA-105 DVR13
Indoor unit			KCIS-71 DR13	KCIS-90 DR13	KCIS-105 DR13
Outdoor unit			KUE-71 DVR13	KUE-90 DVR13	KUE-105 DVR13
Capacity	Cooling rated (min./max.)	kW	7.03 (3.3 / 7.91)	8.79 (2.23 / 9.38)	10.55 (2.7 / 11.43)
	Heating rated (min./max.)	kW	7.62 (2.81 / 8.94)	9.38 (2.7 / 9.73)	11.14 (2.78 / 12.66)
	Heating rated at -7°C	kW	TBD	TBD	TBD
Cooling input rated (min./max.)		W	2320 (780 / 2748)	2750 (190 / 3000)	4000 (890 / 4150)
Heating input rated (min./max.)		W	1900 (610 / 2700)	2450 (430 / 2550)	3000 (780 / 4000)
Heating input rated at -7°C		W	TBD	TBD	TBD
Energy efficiency	SEER - Energy class		6.1 - A++	6.1 - A++	6.1 - A++
	SCOP warm areas - Energy class		TBD - TBD	TBD - TBD	TBD - TBD
	SCOP - Energy class		4 - A+	4 - A+	4 - A+
Working range	Outdoor ambient temperature for cooling min./max.	°C	-15°C / 50°C	-15°C / 50°C	-15°C / 50°C
	Outdoor ambient temperature for heating min./max.	°C	-15°C / 24°C	-15°C / 24°C	-15°C / 24°C

INDOOR UNIT			KCIS-71 DR13	KCIS-90 DR13	KCIS-105 DR13
Indoor unit	Air flow low/medium/high	m³/h	992 / 1118 / 1247	1300 / 1530 / 1700	1300 / 1530 / 1700
	Sound pressure low/medium/high	dB(A)	42 / 47.5 / 50	46 / 48 / 50.5	46 / 49 / 51
	Sound power level	dB(A)	59	63	64
	Width/height/depth	mm	830 / 205 / 830	830 / 245 / 830	830 / 245 / 830
	Net weight	kg	21.6	24.6	27.2
	Power supply	V/ph/Hz	With communication	With communication	With communication
	Power wiring	mm²	With communication	With communication	With communication
Panel	Width/height/depth	mm	950 / 55 / 950	950 / 55 / 950	950 / 55 / 950
	Net weight	kg	6	6	6

OUTDOOR UNIT			KUE-71 DVR13	KUE-90 DVR13	KUE-105 DVR13
Outdoor unit	Compressor type		Rotary	Rotary	Rotary
	Air flow	m³/h	3500	3800	4000
	Sound pressure	dB(A)	60	62	63
	Sound power level	dB(A)	69	70	70
	Width/height/depth	mm	890 / 673 / 342	946 / 810 / 410	946 / 810 / 410
	Net weight	kg	43.9	52.8	66.9
	Power supply	V/ph/Hz	220-240/1/50	220-240/1/50	220-240/1/50
	Power wiring	mm²	(2+T)x2.5	(2+T)x2.5	(2+T)x4
Shielded communication wiring		mm²	4x1	4x1	4x1
Refrigerant	Type refrigerant		R-32	R-32	R-32
	Refrigerant charge/supplementary	kg	1.5 / 0.024	2 / 0.024	2.4 / 0.024
	Liquid/gas pipe diameter	inch	3/8" / 5/8"	3/8" / 5/8"	3/8" / 5/8"
	Piping height difference	m	25	25	30
	Piping max. length	m	50	50	75

Supplementary charge: Factory pre-charge for 5 m of installation. Additional charge per metre added after 5 m.
NOTE: Before installing these units, please check the standards in force your country regarding the use of refrigerant gases.

SUPERSLIM CASSETTE 840X840 NEW

→ Technical Specifications

SET			KCISA-105 DTR13	KCISA-125 DVR13
Indoor unit			KCIS-105 DR13	KCIS-125 DR13
Outdoor unit			KUE-105 DTR13	KUE-125 DVR13
Capacity	Cooling rated (min./max.)	kW	10.55 (2.7 / 11.43)	12.02 (2.93 / 12.31)
	Heating rated (min./max.)	kW	11.14 (2.78 / 12.66)	13.48 (3.37 / 14.07)
	Heating rated at -7°C	kW	TBD	TBD
Cooling input rated (min./max.)		W	4000 (890 / 4150)	4200 (680 / 4350)
Heating input rated (min./max.)		W	3000 (780 / 4000)	3700 (750 / 4250)
Heating input rated at -7°C		W	TBD	TBD
Energy efficiency	SEER - Energy class		6.1 - A++	6.1 - A++
	SCOP warm areas - Energy class		TBD - TBD	TBD - TBD
	SCOP - Energy class		4 - A+	4 - A+
Working range	Outdoor ambient temperature for cooling min./max.	°C	-15°C / 50°C	-15°C / 50°C
	Outdoor ambient temperature for heating min./max.	°C	-15°C / 24°C	-15°C / 24°C

INDOOR UNIT			KCIS-105 DR13	KCIS-125 DR13
Indoor unit	Air flow low/medium/high	m³/h	1300 / 1530 / 1700	1600 / 1750 / 1900
	Sound pressure low/medium/high	dB(A)	46 / 49 / 51	47.5 / 50 / 52.5
	Sound power level	dB(A)	64	66
	Width/height/depth	mm	830 / 245 / 830	830 / 287 / 830
	Net weight	kg	27.2	29.3
	Power supply	V/ph/Hz	With communication	With communication
	Power wiring	mm²	With communication	With communication
Panel	Width/height/depth	mm	950 / 55 / 950	950 / 55 / 950
	Net weight	kg	6	6

OUTDOOR UNIT			KUE-105 DTR13	KUE-125 DVR13
Outdoor unit	Compressor type		Rotary	Rotary
	Air flow	m³/h	4000	4000
	Sound pressure	dB(A)	63	63
	Sound power level	dB(A)	70	72
	Width/height/depth	mm	946 / 810 / 410	946 / 810 / 410
	Net weight	kg	80.5	71
	Power supply	V/ph/Hz	380-415/3/50	220-240/1/50
	Power wiring	mm²	(4+T)x2.5	(2+T)x4
Shielded communication wiring		mm²	4x1	3x1
Refrigerant	Type refrigerant		R-32	R-32
	Refrigerant charge/supplementary	kg	2.4 / 0.024	2.8 / 0.024
	Liquid/gas pipe diameter	inch	3/8" / 5/8"	3/8" / 5/8"
	Piping height difference	m	30	30
	Piping max. length	m	75	75

Supplementary charge: Factory pre-charge for 5 m of installation. Additional charge per metre added after 5 m.
NOTE: Before installing these units, please check the standards in force your country regarding the use of refrigerant gases.

R-32 REFRIGERANT · AIR OUTLET 360° · ON/OFF CONTACT · SMART HOME · FRESH AIR SUPPLY · HERTZ · SUPERSLIM

→ Technical Specifications

SET			KCISA-140 DTR13	KCISA-160 DTR13
Indoor unit			KCIS-140 DR13	KCIS-160 DR13
Outdoor unit			KUE-140 DTR13	KUE-160 DTR13
Capacity	Cooling rated (min./max.)	kW	14.07 (3.52 / 15.83)	15.24 (4.1 / 16.71)
	Heating rated (min./max.)	kW	16.12 (4.1 / 17.29)	18.17 (4.4 / 19.93)
	Heating rated at -7°C	kW	TBD	TBD
Cooling input rated (min./max.)		W	4650 (800 / 5900)	5000 (980 / 6200)
Heating input rated (min./max.)		W	4580 (900 / 5500)	5550 (1020 / 6700)
Heating input rated at -7°C		W	TBD	TBD
Energy efficiency	SEER - Energy class		6.1 - A++	6.1 - A++
	SCOP warm areas - Energy class		TBD - TBD	TBD - TBD
	SCOP - Energy class		4 - A+	4 - A+
Working range	Outdoor ambient temperature for cooling min./max.	°C	-15°C / 50°C	-15°C / 50°C
	Outdoor ambient temperature for heating min./max.	°C	-15°C / 24°C	-15°C / 24°C

INDOOR UNIT			KCIS-140 DR13	KCIS-160 DR13
Indoor unit	Air flow low/medium/high	m³/h	1600 / 1750 / 1900	1650 / 1850 / 2000
	Sound pressure low/medium/high	dB(A)	48 / 50.5 / 52.5	49.5 / 52 / 54.5
	Sound power level	dB(A)	66	66
	Width/height/depth	mm	830 / 287 / 830	830 / 287 / 830
	Net weight	kg	29.3	29.3
	Power supply	V/ph/Hz	With communication	With communication
	Power wiring	mm²	With communication	With communication
Panel	Width/height/depth	mm	950 / 55 / 950	950 / 55 / 950
	Net weight	kg	6	6

OUTDOOR UNIT			KUE-140 DTR13	KUE-160 DTR13
Outdoor unit	Compressor type		Rotary	Rotary
	Air flow	m³/h	7500	7500
	Sound pressure	dB(A)	63.5	64
	Sound power level	dB(A)	74	75
	Width/height/depth	mm	952 / 1333 / 415	951 / 1333 / 415
	Net weight	kg	103.7	107
	Power supply	V/ph/Hz	380-415/3/50	380-415/3/50
	Power wiring	mm²	(4+T)x2.5	(4+T)x2.5
Shielded communication wiring		mm²	4x1	4x1
Refrigerant	Type refrigerant		R-32	R-32
	Refrigerant charge/supplementary	kg	2.9 / 0.024	3 / 0.024
	Liquid/gas pipe diameter	inch	3/8" / 5/8"	3/8" / 5/8"
	Piping height difference	m	30	30
	Piping max. length	m	75	75

Supplementary charge: Factory pre-charge for 5 m of installation. Additional charge per metre added after 5 m.
NOTE: Before installing these units, please check the standards in force your country regarding the use of refrigerant gases.

FLOOR/CEILING NEW

General Characteristics

Kaysun Zen range makes air conditioning easy with its most versatile product, the Floor/Ceiling units. Compact, powerful and state-of-the-art design that integrates into every room environment. A simple and, at the same time, versatile unit.

- Easy access to components for maintenance.
- Floor or ceiling installation.
- New numerical display in the receiver.
- Improved airflow for a greater comfort.
- Voltage-free alarm and ON/OFF dry contacts.

CEILING/FLOOR INSTALLATION COMPATIBLE

ON/OFF ALARM DRY CONTACTS

KID-05 S
Recommended

OTHER CONTROLLERS

Individuals

KC-03.1 SPS

WiFi

K01-WIFI

K03 WIFI LCAC
Optional WiFi

R-32 REFRIGERANT · ON/OFF CONTACT · CONDENSATION CONTROL · SMART HOME · HERTZ · DC INVERTER COMPRESSOR · DC INVERTER INTERNAL FAN

→ Technical Specifications

SET			KPCA-52 DVR13	KPCA-71 DVR13	KPCA-105 DVR13	KPCA-105 DTR13	KPCA-140 DTR13	KPCA-160 DTR13
Indoor unit			KPC-52 DR13	KPC-71 DR13	KPC-105 DR13	KPC-105 DR13	KPC-140 DR13	KPC-160 DR13
Outdoor unit			KUE-52 DVR13	KUE-71 DVR13	KUE-105 DVR13	KUE-105 DTR13	KUE-140 DTR13	KUE-160 DTR13
Capacity	Cooling rated (min./max.)	kW	5.28 (2.71 / 5.86)	7.03 (3.22 / 7.77)	10.55 (2.73 / 11.78)	10.55 (2.73 / 11.43)	14.07 (3.52 / 15.24)	15.83 (4.1 / 16.71)
	Heating rated (min./max.)	kW	5.57 (2.42 / 6.3)	7.62 (2.72 / 8.29)	11.72 (2.81 / 12.78)	11.72 (2.78 / 12.78)	16.12 (4.1 / 17)	18.18 (4.4 / 19.64)
	Heating rated at -7°C	kW	TBD	TBD	TBD	TBD	TBD	TBD
Cooling input rated (min./max.)		W	1450 (670 / 2027)	2300 (747 / 2930)	4000 (890 / 4300)	3900 (900 / 4250)	5000 (900 / 5950)	5650 (1100 / 6650)
Heating input rated (min./max.)		W	1500 (540 / 1640)	2050 (650 / 2850)	3350 (780 / 3950)	3350 (800 / 3950)	5100 (1000 / 6050)	6050 (1050 / 7100)
Heating input rated at -7°C		W	TBD	TBD	TBD	TBD	TBD	TBD
Energy efficiency	SEER - Energy class		6.1 - A++	6.1 - A++	6.1 - A++	6.1 - A++	6.1 - A++	6.1 - A++
	SCOP warm areas - Energy class		TBD - TBD	TBD - TBD	TBD - TBD	TBD - TBD	TBD - TBD	TBD - TBD
	SCOP - Energy class		4 - A+	4 - A+	4 - A+	4 - A+	4 - A+	4 - A+
Working range	Outdoor ambient temperature for cooling min./max.	°C	-15°C / 50°C	-15°C / 50°C	-15°C / 50°C	-15°C / 50°C	-15°C / 50°C	-15°C / 50°C
	Outdoor ambient temperature for heating min./max.	°C	-15°C / 24°C	-15°C / 24°C	-15°C / 24°C	-15°C / 24°C	-15°C / 24°C	-15°C / 24°C

INDOOR UNIT			KPC-52 DR13	KPC-71 DR13	KPC-105 DR13	KPC-105 DR13	KPC-140 DR13	KPC-160 DR13
Indoor unit	Air flow low/medium/high	m³/h	723 / 839 / 958	853 / 1023 / 1192	1504 / 1728 / 1955	1504 / 1728 / 1955	1600 / 1850 / 2100	1650 / 1950 / 2200
	Sound pressure low/medium/high	dB(A)	37 / 41 / 44	43 / 47 / 51	45 / 47.5 / 51	45 / 48 / 51.5	46 / 50 / 53	48 / 52 / 55
	Sound power level	dB(A)	59	55	65	65	67	67
	Width/height/depth	mm	1068 / 235 / 675	1068 / 235 / 675	1650 / 235 / 675	1650 / 235 / 675	1650 / 235 / 675	1650 / 235 / 675
	Net weight	kg	28	28	41.5	41.5	41.7	42.3
	Power supply	V/ph/Hz	With communication	With communication	With communication	With communication	With communication	With communication
	Power wiring	mm²	With communication	With communication	With communication	With communication	With communication	With communication

OUTDOOR UNIT			KUE-52 DVR13	KUE-71 DVR13	KUE-105 DVR13	KUE-105 DTR13	KUE-140 DTR13	KUE-160 DTR13
Outdoor unit	Compressor type		Rotary	Rotary	Rotary	Rotary	Rotary	Rotary
	Air flow	m³/h	2100	3500	3800	4000	4000	4000
	Sound pressure	dB(A)	56	60	62	63	63	63
	Sound power level	dB(A)	65	69	70	70	70	72
	Width/height/depth	mm	805 / 554 / 330	890 / 673 / 342	946 / 810 / 410	946 / 810 / 410	946 / 810 / 410	946 / 810 / 410
	Net weight	kg	32.5	43.9	52.8	66.9	80.5	71
	Power supply	V/ph/Hz	220-240/1/50	220-240/1/50	220-240/1/50	380-415/3/50	380-415/3/50	380-415/3/50
	Power wiring	mm²	(2+T)x1.5	(2+T)x2.5	(2+T)x4	(4+T)x2.5	(4+T)x2.5	(4+T)x4
Shielded communication wiring		mm²	4x1	4x1	4x1	4x1	4x1	4x1
Refrigerant	Type refrigerant		R-32	R-32	R-32	R-32	R-32	R-32
	Refrigerant charge/supplementary	kg	1.15 / 0.012	1.5 / 0.024	2 / 0.024	2.4 / 0.024	2.4 / 0.024	2.8 / 0.024
	Liquid/gas pipe diameter	inch	1/4" / 1/2"	3/8" / 5/8"	3/8" / 5/8"	3/8" / 5/8"	3/8" / 5/8"	3/8" / 5/8"
	Piping height difference	m	20	25	25	30	30	30
	Piping max. length	m	30	50	50	75	75	75

Supplementary charge: Factory pre-charge for 5 m of installation. Additional charge per metre added after 5 m.
NOTE: Before installing these units, please check the standards in force your country regarding the use of refrigerant gases.

TWINS

R-32

TECNOLOGY
TRIPLE DC INVERTER

The balance in the Zen range results in good service and greater comfort for users and installers. Zen Inverter units are fitted with a specific electronic board that allows for connecting two indoor units to the same outdoor unit.

TWIN technology can be applied to Superslim Cassette 840x840. Ducts and Floor/Ceiling units. Furthermore, for the first time, sets of different indoor units can be made; i.e, you can combine, for example, a duct unit with a floor/ceiling type unit, among many other possibilities, provided that both indoor units are the same power.

Twins combinations can be arranged with the following power characteristics:

- Outdoor unit of 14.0kW with two indoor units of 7.1kW
- Outdoor unit of 16.0kW with two indoor units of 9.0kW

Twins units represent the versatility and balance of the Zen range, and are presented as an option for commercial spaces that require more than one indoor unit to achieve a suitable air-conditioning without demanding more outdoor units.

DIFFERENT TYPES OF INDOOR UNIT **CAN BE COMBINED**

ZEN Twin sets allow choosing between two types of indoor units. You can create your own Twin set by combining the 2 indoor units that suit you best, provided that they have the same capacity.

Maximum height difference between indoor units of a TWIN system: 0.5 metres
Branch pipe not included. Add T-type branch pipe or Kaysun KCMI 112 branch pipe

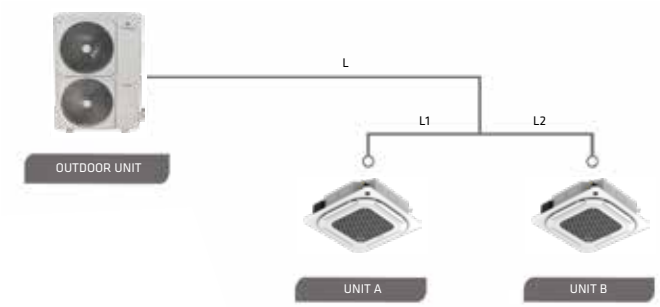

PIPE DISTANCE	Maximum distance (L+L1+L2)	71+71 indoor combination (A+B)	65 m.
		90+90 indoor combination (A+B)	65 m.
	Maximum distance between the branch pipe and the indoor unit (L1 and L2)		15 m.
	Maximum difference in length between the branch pipe and the indoor units (L1-L2)		10 m.
LEVEL DIFFERENCE	Between outdoor unit and indoor units		20 m.
	Between indoor units (A and B)		0.5 m.

→ INDOOR UNITS

NEW

DUCTS

INDOOR UNIT		KPD-52 DR13 KPD-52 DR13-X	KPD-71 DR13 KPD-71 DR13-X	KPD-90 DR13 KPD-90 DR13-X
Cooling capacity	kW	5.28	7.03	8.79
Heating capacity	kW	5.57	7.62	9.37
Maximum pressure avaliable	Pa	160	160	160
Air flow (L/M/H)	m³/h	300/480/600	515/706/911	825/1035/1229
Sound pressure (L)	dB(A)	30/32/34.5	35/39/42	41/46/49
Width/Height/Depth	mm	880/210/674	1100/249/774	1360/249/774
Weight	kg	24.40	32.30	40.50
Power supply	V/ph/Hz	220-240/1/50	220-240/1/50	220-240/1/50
Recommended Control		KC-03.1 SPS	KC-03.1 SPS	KC-03.1 SPS
For further information about control compatibility, please see our Controls Range				

CASSETTE

INDOOR UNIT		KCI-52 DR13	KCIS-71 DR13	KCIS-90 DR13
Cooling capacity	kW	5.28	7.03	8.79
Heating capacity	kW	5.57	7.62	9.37
Air flow (L/M/H)	m³/h	479/584/680	992/1118/1247	1300/1530/1700
Sound pressure (L)	dB(A)	39/44/45.4	42/47.25/50	46/48/50.5
Width/Height/Depth	mm	570/260/570	830/245/830	830/245/830
Weight	kg	16	21.6	24.6
Panel Width/Height/Depth	mm	647/50/647	950/55/950	950/55/950
Panel Weight	kg	5	6	6
Power supply	V/ph/Hz	220-240/1/50	220-240/1/50	220-240/1/50
Recommended Control		KID-05 S	KID-05 S	KID-05 S
For further information about control compatibility, please see our Controls Range				

FLOOR/CEILING

INDOOR UNIT		KPC-52 DR13	KPC-71 DR13	KPC-105 DR13
Cooling capacity	kW	5.28	7.03	8.79
Heating capacity	kW	5.57	7.62	9.37
Air flow (L/M/H)	m3/h	723/839/958	853/1023/1192	1504/1728/1955
Sound pressure (L)	dB(A)	37/42/44	43/47/51	45/47.5/51
Width/Height/Depth	mm	1068/235/675	1068/235/675	1650/235/675
Weight	kg	28	28	41.50
Power supply	V/ph/Hz	220-240/1/50	220-240/1/50	220-240/1/50
Recommended Control		KID-05 S	KID-05 S	KID-05 S
For further information about control compatibility, please see our Controls Range				

→ OUTDOOR UNITS NEW

OUTDOOR UNIT		KUE-105 DVR13	KUE-105 DTR13	KUE-140 DTR13	KUE-160 DTR13
Compressor type		Rotary	Rotary	Rotary	Rotary
Air flow	m^3/h	3800	4000	4000	7500
Sound pressure	dB(A)	62	63	63	63.50
Sound power level	dB(A)	70	70	72	74
Width/Height/Depth	mm	946/410/810	946/410/810	946/410/810	952/415/1333
Net weight	kg	66.9	80.5	71	103.7
Power supply	V/ph/Hz	220-240/1/50	380-415/3/50	380-415/3/50	380-415/3/50

→ TWINS AXIAL R-32 NEW

OUTDOOR UNIT SET	INDOOR UNITS	INDOOR UNITS MODEL	Indoor cooling capacity (kW)	Indoor heating capacity (kW)	Outdoor cooling capacity (kW)	Outdoor cooling capacity (kW)	Recommended Control
KUE-105 DVR13 KUE-105 DTR13	DUCT	KPD-52 DR13	5.28	5.57	10.55	11.14	KC-03.1 SPS
	DUCT	KPD-52 DR13	5.28	5.57			
	FLOOR/CEILING	KPC-52 DR13	5.28	5.57	10.55	11.14	KID-05 S
	FLOOR/CEILING	KPC-52 DR13	5.28	5.57			
	CASSETTE	KCI-52 DR13	5.28	5.57	10.55	11.14	KID-05 S
	CASSETTE	KCI-52 DR13	5.28	5.57			
	DUCT	KPD-52 DR13	5.28	5.57	10.55	11.14	KC-03.1 SPS
	FLOOR/CEILING	KPC-52 DR13	5.28	5.57			
	DUCT	KPD-52 DR13	5.28	5.57	10.55	11.14	KC-03.1 SPS
	CASSETTE	KCI-52 DR13	5.28	5.57			
	FLOOR/CEILING	KPC-52 DR13	5.28	5.57	10.55	11.14	KID-05 S
	CASSETTE	KCI-52 DR13	5.28	5.57			
KUE-140 DTR13	DUCT	KPD-71 DR13	7.03	7.62	14	16	KC-03.1 SPS
	DUCT	KPD-71 DR13	7.03	7.62			
	FLOOR/CEILING	KPC-71 DR13	7.03	7.62	14	16	KID-05 S
	FLOOR/CEILING	KPC-71 DR13	7.03	7.62			
	CASSETTE	KCIS-71 DR13	7.03	7.62	14	16	KID-05 S
	CASSETTE	KCIS-71 DR13	7.03	7.62			
	DUCT	KPD-71 DR13	7.03	7.62	14	16	KC-03.1 SPS
	FLOOR/CEILING	KPC-71 DR13	7.03	7.62			
	DUCT	KPD-71 DR13	7.03	7.62	14	16	KC-03.1 SPS
	CASSETTE	KCIS-71 DR13	7.03	7.62			
	FLOOR/CEILING	KPC-71 DR13	7.03	7.62	14	16	KID-05 S
	CASSETTE	KCIS-71 DR13	7.03	7.62			
KUE-160 DTR13	DUCT	KPD-90 DR13	8.79	9.82	16	17	KC-03.1 SPS
	DUCT	KPD-90 DR13	8.79	9.82			
	FLOOR/CEILING	KPC-105 DR13	8.79	9.82	16	17	KID-05 S
	FLOOR/CEILING	KPC-105 DR13	8.79	9.82			
	CASSETTE	KCIS-90 DR13	8.79	9.82	16	17	KID-05 S
	CASSETTE	KCIS-90 DR13	8.79	9.82			
	DUCT	KPD-90 DR13	8.79	9.82	16	17	KC-03.1 SPS
	FLOOR/CEILING	KPC-105 DR13	8.79	9.82			
	DUCT	KPD-90 DR13	8.79	9.82	16	17	KC-03.1 SPS
	CASSETTE	KCIS-90 DR13	8.79	9.82			
	FLOOR/CEILING	KPC-105 DR13	8.79	9.82	16	17	KID-05 S
	CASSETTE	KCIS-90 DR13	8.79	9.82			

Kaysun by frigicoll

ZEN
High Capacity Commercial Range

ZEN
High Capacity Commercial Range

INTRODUCTION TO THE PRODUCT RANGE	112
HIGH CAPACITY FRONT AIR DISCHARGE	114
HIGH PRESSURE FRONT AIR DISCHARGE	116
HIGH PRESSURE VERTICAL DISCHARGE	118
WATER CONDENSED	120
KEY INSTALLATIONS	122

ZEN

High Capacity Commercial Range

High-Performance Commercial equipment

We present the high-capacity commercial range. The main characteristics we wish to highlight in this range are its vast cooling power and large air flows. These machines are ideal for climate control in large spaces.

Most of these combinations are equipment with a compressor, outdoor ventilators and indoor ventilators with DC Inverter technology, resulting in efficiency and energy savings. Basically, we have 7 power levels of indoor units that range from 20 to 56 kW, and which can be combined with different types of the outdoor unit: front discharge, vertical discharge and water condensation.

FLEXIBLE INSTALLATION

The high-capacity commercial range contains three different types of outdoor unit, ensuring perfect adaptability to each different type of installation:

FRONT AIR DISCHARGE

- LITTLE INSTALLATION SPACE
- TWIN ROTARY COMPRESSORS

R-410A

VERTICAL AIR DISCHARGE

- FULL DC INVERTER
- STATIC PRESSURE AVAILABLE 60 PA
- UP TO 200 METRES IN LENGTH FOR PIPELINES

R-410A

CONDENSED BY WATER

- EXTREMELY COMPACT
- INDOOR INSTALLATION

R-410A

SETS

POWER kW	20.0	22.4	25.0	28.0	40.0	45.0	56.0

AIR CONDENSED

HIGH CAPACITY FRONT AIR DISCHARGE

	KPDH-224F DN10		KPDH-280F DN10			

HIGH PRESSURE FRONT AIR DISCHARGE

KPDHF-200F DN2		KPDHF-250F DN2	KPDHF-280F DN2	KPDHF-400F DN3	KPDHF-450F DN3	

HIGH PRESSURE VERTICAL DISCHARGE

			KPDHF-280V DN4 S	KPDHF-400V DN4 S	KPDHF-450V DN4 S	KPDHF-560V DN4 S

WATER CONDENSED

			KPDHF-280W DN3			KPDHF-560W DN3

HIGH CAPACITY FRONT AIR DISCHARGE

General Characteristics

Kaysun High-Pressure Ducts have a higher static pressure to cover long distances, which provides greater installation flexibility and accurate air conditioning, even in rooms with high ceilings.

- Outdoor unit internal expansion system.
- Available pressure up to 150 Pa.
- Voltage-free ON/OFF dry contacts.
- 220 V alarm output.

TEMPERATURE ADJUSTMENT/GREATER COMFORT

VOLTAGE-FREE CONTACTS

KCT-02.1 SR
Recommended

OTHER CONTROLLERS

WiFi

K01-WIFI

R-410A REFRIGERANT | DC INVERTER COMPRESSOR | DC INVERTER EXTERNAL FAN

→ Technical Specifications

SET			KPDH-224F DN10	KPDH-280F DN10
Indoor unit			KPDH 224 DN10	KPDH 280 DN10
Outdoor unit			KUE 224 DN10	KUE 280 DN10
Capacity	Cooling rated	kW	22.4	28
	Heating rated	kW	24.5	31.5
	Heating rated at -7°C	kW	17.5	22.05
Cooling input rated		W	7200	9000
Heating input rated		W	6600	8500
Heating input rated at -7°C		W	5020	6460
Energy efficiency	SEER		4.78	4.77
	SCOP		3.48	3.48
	COP -7°C		3.41	3.41
Working range	Outdoor ambient temperature for cooling min./max.	°C	-15°C / 48°C	-15°C / 48°C
	Outdoor ambient temperature for heating min./max.	°C	-15°C / 24°C	-15°C / 24°C

INDOOR UNIT			KPDH 224 DN10	KPDH 280 DN10
Indoor unit	Air flow low/high	m³/h	3000 / 4800	3000 / 4800
	Sound pressure low/high	dB(A)	49 / 52	49 / 52
	Max. pressure available	Pa	150	150
	Width/height/depth	mm	1470 / 512 / 775	1470 / 512 / 775
	Net weight	kg	83	83
	Power supply	V/ph/Hz	220/1/50	220/1/50
	Power wiring	mm²	3x2.5	3x2.5

OUTDOOR UNIT			KUE 224 DN10	KUE 280 DN10
Outdoor unit	Compressor type		Rotary	Rotary
	Air flow	m³/h	9400	9800
	Sound pressure	dB(A)	58	59
	Width/height/depth	mm	1120 / 1558 / 528	1120 / 1558 / 528
	Net weight	kg	147	148
	Power supply	V/ph/Hz	380/3/50	380/3/50
	Power wiring	mm²	5x6	5x6
Shielded communication wiring		mm²	3x0.75	3x0.75
Refrigerant	Type refrigerant		R-410A	R-410A
	Refrigerant charge	kg	7.2	7.2
	Liquid/gas pipe diameter	inch	3/8" / 1"	3/8" / 1"
	Piping height difference	m	30	30
	Piping max. length	m	50	50

Liquid/gas pipe diameter: For pipes longer than 45 m, please check with our technical department.
NOTE: Before installing these units, please check the standards in force in your country regarding the use of refrigerant gases.

HIGH PRESSURE FRONT AIR DISCHARGE

→ General Characteristics

Kaysun High-Pressure Ducts have a higher static pressure to cover long distances, which provides greater installation flexibility and accurate air conditioning, even in rooms with high ceilings.

- Outdoor unit internal expansion system.
- Available pressure up to 250 Pa.
- Voltage-free ON/OFF dry contacts.
- 220 V alarm output.

TEMPERATURE ADJUSTMENT/GREATER COMFORT

VOLTAGE-FREE CONTACTS

KCT-03 SR
Recommended

OTHER CONTROLLERS

Individuals

KI-04 S

KCT-03 SRPS (A)

WiFi

K01-WIFI

R-410A REFRIGERANT | DC INVERTER COMPRESSOR | DC INVERTER EXTERNAL FAN | DC INVERTER INTERNAL FAN

→ Technical Specifications

SET			KPDHF-200F DN2	KPDHF-250F DN2	KPDHF-280F DN2	KPDHF-400F DN3	KPDHF-450F DN3
Indoor unit			KPDHF-200 DN4.0	KPDHF-250 DN4.0	KPDHF-280 DN4.0	KPDHF-400 DN4.0	KPDHF-450 DN4.0
Outdoor unit			KMF-200 DN4	KMF-260 DN4	KMF-280 DN4	KMF-400 DN3	KMF-450 DN3
Capacity	Cooling rated (min./max.)	kW	20 (10 / 21.1)	25 (13 / 27.5)	26.1 (13 / 27.5)	40 (20 / 42.3)	45 (22.5 / 47.6)
	Heating rated (min./max.)	kW	22 (11 / 26.1)	27 (14.3 / 33.7)	28.5 (14.3 / 33.7)	45 (22.5 / 53.3)	50 (25 / 59.2)
	Heating rated at -7°C	kW	18.2	23.5	26.84	37.1	41.3
Cooling input rated		W	7090	8590	8800	13485	15185
Heating input rated		W	7090	7790	8000	13085	14285
Heating input rated at -7°C		W	6920	7720	8190	12600	14420
Energy efficiency	SEER		5.8	5.7	5.7	5.7	5.65
	SCOP		3.75	4	4	3.75	3.7
	COP -7°C		2.63	3.04	3.28	2.94	2.86
Working range	Outdoor ambient temperature for cooling min./max.	°C	-5°C / 48°C	-5°C / 48°C	-5°C / 48°C	-15°C / 48°C	-15°C / 48°C
	Outdoor ambient temperature for heating min./max.	°C	-20°C / 24°C	-20°C / 24°C	-20°C / 24°C	-15°C / 24°C	-15°C / 24°C

INDOOR UNIT			KPDHF-200 DN4.0	KPDHF-250 DN4.0	KPDHF-280 DN4.0	KPDHF-400 DN4.0	KPDHF-450 DN4.0
Indoor unit	Air flow 7 speeds	m³/h	3745 / 3837 / 3941 / 4043 / 4144 / 4237 / 4358	3745 / 3837 / 3941 / 4043 / 4144 / 4237 / 4358	3745 / 3837 / 3941 / 4043 / 4144 / 4237 / 4358	4400 / 4750 / 5100 / 5450 / 5800 / 6150 / 6500	4400 / 4750 / 5100 / 5450 / 5800 / 6150 / 6500
	Sound pressure 7 speeds	dB(A)	50 / 52 / 53 / 54 / 55 / 56 / 57	50 / 52 / 53 / 54 / 55 / 56 / 57	50 / 52 / 53 / 54 / 55 / 56 / 57	49 / 51 / 53 / 54 / 55 / 56 / 57	49 / 51 / 53 / 54 / 55 / 56 / 57
	Max. pressure available	Pa	250	250	250	300	300
	Width/height/depth	mm	1440 / 505 / 925	1440 / 505 / 925	1440 / 505 / 925	1937 / 680 / 905	1937 / 680 / 905
	Net weight	kg	130	130	130	205	205
	Power supply	V/ph/Hz	220-240/1/50	220-240/1/50	220-240/1/50	220-240/1/50	220-240/1/50
	Power wiring	mm²	(2+T)x4	(2+T)x4	(2+T)x4	(2+T)x4	(2+T)x4

OUTDOOR UNIT			KMF-200 DN4	KMF-260 DN4	KMF-280 DN4	KMF-400 DN3	KMF-450 DN3
Outdoor unit	Compressor type		Rotary Inverter	Rotary Inverter	Rotary Inverter	Rotary Inverter (2)	Rotary Inverter (2)
	Air flow	m³/h	9000	10000	11000	16575	16575
	Sound pressure	dB(A)	58	59	60	62	62
	Width/height/depth	mm	1120 / 1558 / 528	1120 / 1558 / 528	1120 / 1558 / 528	1360 / 1650 / 540	1460 / 1650 / 540
	Net weight	kg	143	143	143	250	280
	Power supply	V/ph/Hz	380-415/3/50	380-415/3/50	380-415/3/50	380-415/3/50	380-415/3/50
	Power wiring	mm²	(4+T)x6	(4+T)x6	(4+T)x6	(4+T)x16	(4+T)x16
Shielded communication wiring		mm²	3x0.75	3x0.75	3x0.75	3x0.75	3x0.75
Refrigerant	Type refrigerant		R-410A	R-410A	R-410A	R-410A	R-410A
	Refrigerant charge	kg	6.5	6.5	6.5	9	12
	Liquid/gas pipe diameter	inch	3/8" / 3/4"	3/8" / 7/8"	3/8" / 7/8"	1/2" / 1"	1/2" / 1"
	Piping height difference	m	30	30	30	30	30
	Piping max. length	m	60	60	60	120	120

Liquid/gas pipe diameter: For pipes longer than 45 m, please check with our technical department.
NOTE: Before installing these units, please check the standards in force in your country regarding the use of refrigerant gases.

HIGH PRESSURE VERTICAL DISCHARGE

→ General Characteristics

Kaysun High-Pressure Ducts have a higher static pressure to cover long distances, which provides greater installation flexibility and accurate air conditioning, even in rooms with high ceilings.

- Indoor unit internal expansion system.
- Available pressure up to 250 Pa.
- Voltage-free ON/OFF dry contact.
- 220 V alarm output.

→ **TEMPERATURE ADJUSTMENT/GREATER COMFORT**

→ **VOLTAGE-FREE CONTACTS**

KCT-03 SR
Recommended

OTHER CONTROLLERS

Individuals

KI-04 S

KCT-03 SRPS (A)

WiFi

K01-WIFI

R-410A REFRIGERANT | DC INVERTER COMPRESSOR | DC INVERTER EXTERNAL FAN | DC INVERTER INTERNAL FAN

→ Technical Specifications

SET			KPDHF-280V DN4 S	KPDHF-400V DN4 S	KPDHF-450V DN4 S	KPDHF-560V DN4 S
Indoor unit			KPDHF-280 DN4.0	KPDHF-400 DN4.0	KPDHF-450 DN4.0	KPDHF-560 DN4.0
Outdoor unit			K2UF-280 DN4 S	K2UF-400 DN4 S	K2UF-450 DN4 S	K2UF-560 DN4 S
Capacity	Cooling rated (min./max.)	kW	28 (14.1 / 30.2)	40 (20.2 / 43.1)	45 (22.7 / 48.5)	56 (28.3 / 60.4)
	Heating rated (min./max.)	kW	31.5 (14.04 / 36.34)	45 (20.06 / 51.92)	50 (22.57 / 58.41)	63 (28.02 / 72.69)
	Heating rated at -7°C	kW	26.84	38.35	43.14	53.69
Cooling input rated		W	6670	10960	12860	16000
Heating input rated		W	6910	11230	12890	16610
Heating input rated at -7°C		W	6370	11410	12070	16950
Energy efficiency	SEER		7.45	6.1	5.9	6.45
	SCOP		4	4.2	4.2	3.65
	COP -7°C		3.99	3.36	3.57	3.17
Working range	Outdoor ambient temperature for cooling min./max.	°C	-15°C / 48°C	-15°C / 48°C	-15°C / 48°C	-15°C / 48°C
	Outdoor ambient temperature for heating min./max.	°C	-20°C / 27°C	-20°C / 27°C	-20°C / 27°C	-20°C / 27°C

INDOOR UNIT			KPDHF-280 DN4.0	KPDHF-400 DN4.0	KPDHF-450 DN4.0	KPDHF-560 DN4.0
Indoor unit	Air flow 7 speeds	m³/h	3745 / 3837 / 3941 / 4043 / 4144 / 4237 / 4358	4400 / 4750 / 5100 / 5450 / 5800 / 6150 / 6500	4400 / 4750 / 5100 / 5450 / 5800 / 6150 / 6500	5000 / 5400 / 5800 / 6200 / 6600 / 7000 / 7400
	Sound pressure 7 speeds	dB(A)	50 / 52 / 53 / 54 / 55 / 56 / 57	49 / 51 / 53 / 54 / 55 / 56 / 57	49 / 51 / 53 / 54 / 55 / 56 / 57	51 / 53 / 55 / 56 / 57 / 58 / 59
	Max. pressure available	Pa	250	300	300	300
	Width/height/depth	mm	1440 / 505 / 925	1937 / 680 / 905	1937 / 680 / 905	1937 / 680 / 905
	Net weight	kg	130	205	205	218
	Power supply	V/ph/Hz	220-240/1/50	220-240/1/50	220-240/1/50	220-240/1/50
	Power wiring	mm²	(2+T)x4	(2+T)x4	(2+T)x4	(2+T)x4

OUTDOOR UNIT			K2UF-280 DN4 S	K2UF-400 DN4 S	K2UF-450 DN4 S	K2UF-560 DN4 S
Outdoor unit	Compressor type		Scroll Inverter	Scroll Inverter	Scroll Inverter	Scroll Inverter
	Air flow	m³/h	11000	13000	13000	17000
	Static pressure	Pa	60	60	60	60
	Sound pressure	dB(A)	58	62	65	66
	Width/height/depth	mm	990 / 1635 / 790	1340 / 1635 / 850	1340 / 1635 / 850	1340 / 1635 / 825
	Net weight	kg	227	277	277	348
	Power supply	V/ph/Hz	380-415/3/50	380-415/3/50	380-415/3/50	380-415/3/50
	Power wiring	mm²	(4+T)x6	(4+T)x10	(4+T)x10	(4+T)x16
Shielded communication wiring		mm²	3x0.75	3x0.75	3x0.75	3x0.75
Refrigerant	Type refrigerant		R-410A	R-410A	R-410A	R-410A
	Refrigerant charge	kg	11	13	13	17
	Liquid/gas pipe diameter	inch	1/2" / 1"	1/2" / 1 1/8"	1/2" / 1 1/8"	5/8" / 1 1/8"
	Piping height difference	m	90	90	90	90
	Piping max. length	m	175	175	175	175

Liquid/gas pipe diameter: For pipes longer than 45 m, please check with our technical department.
NOTE: Before installing these units, please check the standards in force in your country regarding the use of refrigerant gases.

WATER CONDENSED

General Characteristics

Kaysun High-Pressure Ducts have a higher static pressure to cover long distances, which provides greater installation flexibility and accurate air conditioning, even in rooms with high ceilings.

- Indoor unit internal expansion system.
- Available pressure up to 250 Pa.
- Voltage-free ON/OFF dry contact.
- 220 V alarm output.
- DC fan motors.

TEMPERATURE ADJUSTMENT/GREATER COMFORT

VOLTAGE-FREE CONTACTS

KCT-03 SR
Recommended

OTHER CONTROLLERS

Individuals

KI-04 S

KCT-03
SRPS (A)

WiFi

K01-WIFI

R-410A REFRIGERANT | DC INVERTER COMPRESSOR | DC INVERTER INTERNAL FAN

→ Technical Specifications

SET			KPDHF-280W DN3	KPDHF-560W DN3
Indoor unit			KPDHF-280 DN4.0	KPDHF-560 DN4.0
Outdoor unit			K2F-280 DN3W	2x K2F-280 DN3W
Capacity	Cooling rated (min./max.)	kW	28 (14.1 / 29.6)	56 (14.1 / 59.2)
	Heating rated (min./max.)	kW	31.5 (17 / 32.9)	63 (18 / 65.8)
Cooling input rated		W	7300	14472
Heating input rated		W	7030	13932
Working range	Water inlet temperature min./max.	°C	7°C / 45°C	7°C / 45°C

INDOOR UNIT			KPDHF-280 DN4.0	KPDHF-560 DN4.0
Indoor unit	Air flow 7 speeds	m³/h	3745 / 3837 / 3941 / 4043 / 4144 / 4237 / 4358	5000 / 5400 / 5800 / 6200 / 6600 / 7000 / 7400
	Sound pressure 7 speeds	dB(A)	50 / 52 / 53 / 54 / 55 / 56 / 57	51 / 53 / 55 / 56 / 57 / 58 / 59
	Max. pressure available	Pa	250	300
	Width/height/depth	mm	1440 / 505 / 925	1937 / 680 / 905
	Net weight	kg	130	218
	Power supply	V/ph/Hz	220-240/1/50	220-240/1/50
	Power wiring	mm²	(2+T)x4	(2+T)x4

OUTDOOR UNIT			K2F-280 DN3W	2X K2F-280 DN3W
Outdoor unit	Compressor type		Scroll Inverter	Scroll Inverter
	Sound pressure	dB(A)	52	52
	Width/height/depth	mm	780 / 1000 / 550	2x 780 / 1000 / 550
	Net weight	kg	146	2x 146
	Power supply	V/ph/Hz	380-415/3/50	380-415/3/50
	Power wiring	mm²	(4+T)x6	2x ((4+T)x6)
Shielded communication wiring		mm²	3x0.75	2x (3x0.75)
Refrigerant	Type refrigerant		R-410A	R-410A
	Refrigerant charge	kg	2	2x 2
	Liquid/gas pipe diameter	inch	1/2" / 7/8"	5/8" / 1 1/8"
	Piping height difference	m	50	50
	Piping max. length	m	150	150

Liquid/gas pipe diameter: For pipes longer than 90 m, please check with our technical department.
NOTE: Before installing these units, please check the standards in force in your country regarding the use of refrigerant pipes.
KCME branch pipe is required for joining outdoor modules of KPDHF-560W DN3.

REFERENCES

KEY INSTALLATIONS

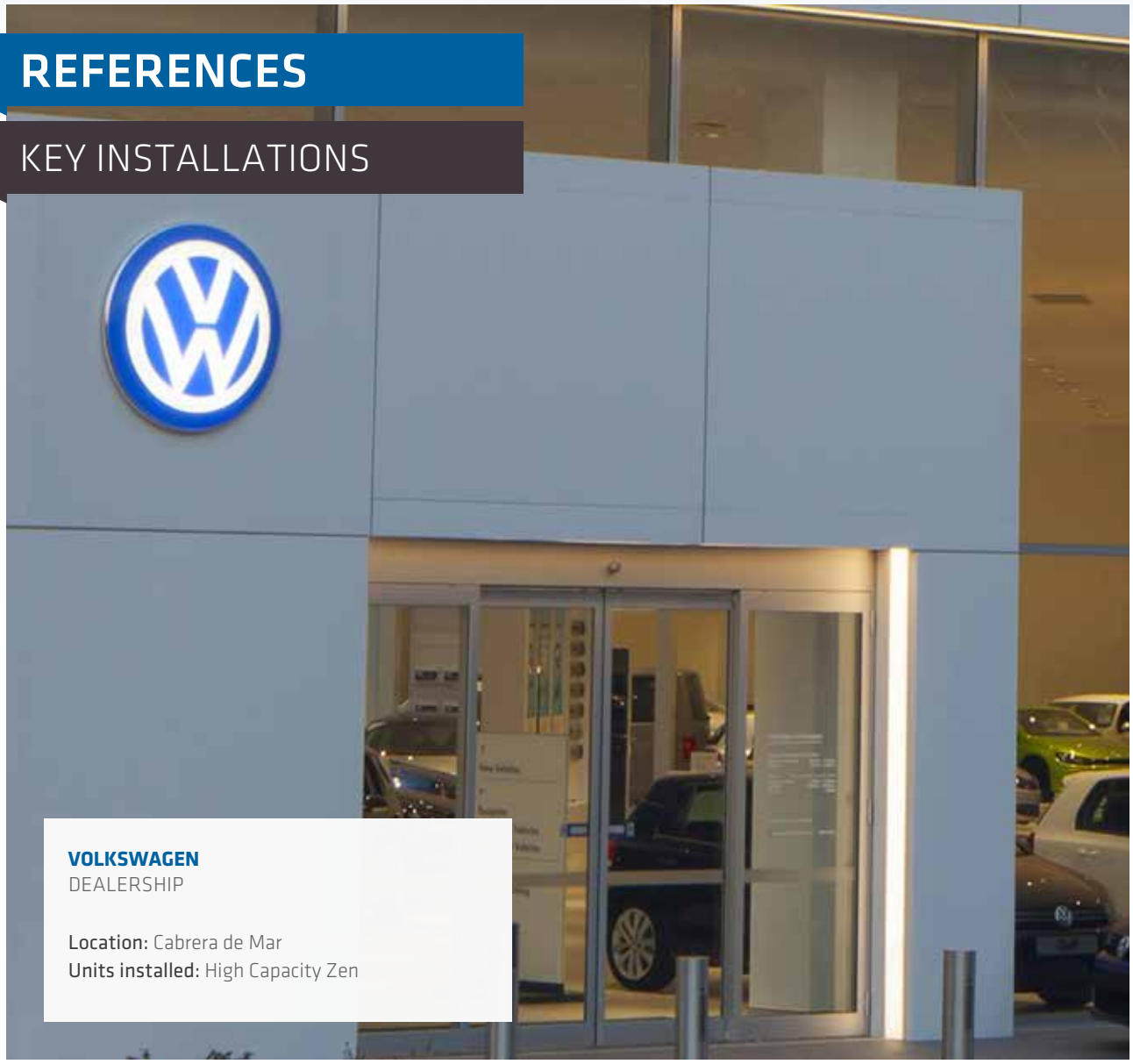

VOLKSWAGEN
DEALERSHIP

Location: Cabrera de Mar
Units installed: High Capacity Zen

The **HIGH-CAPACITY ZEN RANGE** for commercial applications offers multiple installation possibilities that are highly energy-efficient and environmentally friendly. High-capacity equipment is notable for its ability to provide comfort to premises that require large airflows.

OTHER CUSTOMERS THAT HAVE TRUSTED KAYSUN **ZEN**

HOTELS, PUBLIC BUILDINGS HOSPITALS, HEALTH CLINICS AND CENTRES
Autism Association of Jeréz (Cádiz), Joan XXIII Hospital (Tarragona), Salamanca Hospital (Salamanca), Sagrado Corazón Health Clinic (Madrid), Museum of Oil (Jaén), Depentya Foundation (Seville), Nuevo Arcangel Football Stadium (Córdoba)

PRIVATE RESIDENCES
Residential Complex (Vera), Alpe Property Developments (Tortosa), 134 private residences in East Seville (Seville), Mercainmo Property Developments (Lleida), Residential Complex (Marbella), 503 private residences in Bekinsa Residential Complex (Seville), Las Brisas Hotel (Llanes)

BUSINESS CENTRES AND OFFICES
Navarrete Offices (La Rioja), Eder Epele offices (Guipúzcoa), Greg Business Centre (Barcelona), Trade Fair (Valladolid), Electric Rooms-Asturiana del Zinz S.A.U. (Asturias), Galvanizados Avilés offices (Avilés), Retevisión Valladolid (Valladolid), Eiffage Energy offices (Ávila), Acofarma offices (Terrassa), Jordi Verna offices (Granollers), Banca March offices (Mallorca), Carrefour offices (Málaga), Barceló Market (Madrid), Day SWRO Desalination offices (Marruecos), Caja Rural Zamora bank offices (Zamora)

RESTAURANTS
100 Montaditos Brewery (Córdoba), Vermut Rofes Restaurants (Reus), La Sureña Brewery (Córdoba), WOK Restaurant (Cáceres)

COMMERCIAL BUILDING
Unity Skates shop (Zaragoza), Lecrerc Mall (Málaga), Confecciones Rubio clothes shop (Cádiz, Seville and Córdoba), Aurgi (Madrid), Toyota authorised dealer (Oviedo), Stradivarius (Manresa), Vitaldent dental clinic (different locations), Lacoste (Vilagarcía de Arousa), Lowfit Gym (Seville), Basic Fit Gym (Madrid) , Alimerka Supermarkets (León)

ENCUENTRO
FASHION STORES

Location: Madrid and Seville
Units installed: High Capacity Zen
Capacity: 100 kW

BASIC FIT
GYM

Location: Madrid
Units installed: High Capacity Zen
Capacity: 140 kW

AMAZON
Industrial VRF Range

AMAZON
Industrial VRF Range

INTRODUCTION TO THE RANGE		126
INDOOR UNITS		133
WALL-MOUNTED	KAYF	136
DOUBLE FLOW CONSOLE	KSDF	138
FLOOR STANDING EXPOSED/CONCEALED	KS(E)F	140
CEILING/FLOOR	KPCF	142
ONE WAY CASSETTE	KCOF	144
CASSETTE ART FLUX 360° 600x600	KCIF	146
CASSETTE ART FLUX 360° 840x840	KCIBF	148
DUCTS	KPDF	150
HIGH CAPACITY DUCTS	KPDHF	152
HIGH TEMPERATURE HYDRAULIC MODULE	KWF	154
KAHU	KAHU	156
OUTDOOR UNITS		158
2 PIPES		
MINI AMAZON II SINGLE PHASE	KMF DVN4	162
MINI AMAZON II THREE PHASE	KMF DTN2	164
AMAZON UNITARIO III FRONT AIR DISCHARGE 2 PIPES	KMF	166
AMAZON UNITARIO TOP DISCHARGE 2 PIPES	K2UF DN4S	168
AMAZON V	K2F DN5S	172
AMAZON W	K2F DN3W	176
3 PIPES		
AMAZON IV HR	K3F DN3S	178
CHANGEOVER BOXES	KVBM	180
PIPELINE DIMENSIONS		182
DISTANCES AND HEIGHT DIFFERENCES		194
KEY INSTALLATIONS		198

AMAZON

Industrial VRF Range

The broadest product range on the market

Within the world of air-conditioning, the variable refrigerant flow systems (VRF) are the most versatile in terms of installation possibilities and technological innovation. Thanks to the DC Inverter technology, which varies the frequency of the compressor motor and fan motor of the outdoor unit depending on the total required load, and thanks to electronic expansion valves (both in the outdoor and the indoor units), which regulate the flow of refrigerant depending on the load required for each area, higher levels of efficiency and superior energy savings are achieved. The installation distances available are among the longest in the market, reaching up to 200 meters of equivalent length between the outdoor unit and the farthest indoor unit.

The possibilities of the indoor units are endless, not only for the different models available, but also for their power range, which is so wide that it covers from 1.7 kW to 56 kW and allows for installing up to 64 indoor units in the same cooling circuit. The independent control of indoor units allows each user to choose its own comfort level without interfering with the rest of users.

Our wide range of controllers provides end-user with many options to define its level of comfort. They allow installing from a simple individual control (wireless or wired), a centralised control, a computer control and even the possibility of managing the installation from a comprehensive building management system BMS (LONWORKS, MODBUS, BACNET and KNX).

COMPLETE NEW OUTDOOR

This year most of the outdoor line-up, have been completely redesigned to adapt and offer a wide variety of possibilities, offering a new unit tailor made for every application. All new units include the new protocol Kaysun s6, firstly introduced with Amazon V in previous years, to make the installation as simple and smart as possible.

MINI AMAZON

- **8 – 16 kW**
- **COMPACT SOLUTION**

AMAZON FRONT DISCHARGE

- **20 – 45 kW**
- **FLEXIBLE INSTALLATION**

AMAZON TOP DISCHARGE

- **25.2 – 270 kW**
- **COMPLETE SOLUTION**

SERIES 6 PROTOCOL

s6 PROTOCOL

All new series such as Mini Amazon III, Amazon Unitario Front Discharge III, Amazon V and Amazon IV HR include the new protocol Kaysun s6. It was firstly introduced with Amazon V in previous years, with this protocol a new series of centralized controllers is introduced as we will explain in the Controllers chapter.

MINI AMAZON III

SMALLER SIZE
→ 26% ↓

SIMULTANEITY INDEX
→ 150%

PROTOCOL
→ s6

In order to provide greater flexibility in installations and with a focus on homes and small businesses, our MINI AMAZON III range was created. With single-phase power supply, DC Inverter compressor, compact size and a wide range of available indoor units, it is one of the all-rounder options in our catalogue, adapting to any need.

→ Compact Size

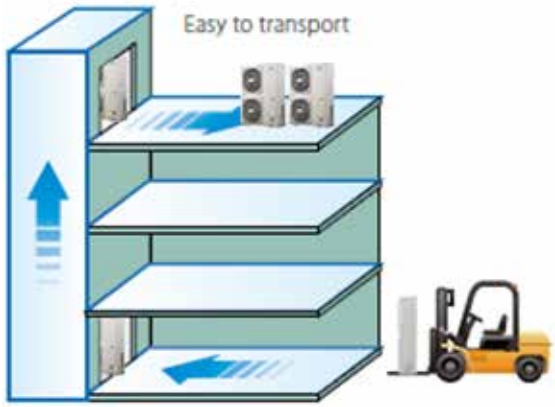

With its small size it is easier to locate, transport and save installation time and transport costs.

→ Flexible Installation

Typically, when we think in a VRF installation we think in big buildings, offices or hotels, but with Mini Amazon III we want to extend this into domestic market, as it is suitable for most homes.

AMAZON IV HR

COMBINABLE
x3

SIMULTANEITY INDEX
200%(1)

PROTOCOL
s6

The new heat recovery unit (3 tubes) can produce heat and cold simultaneously, as well as DHW (up to 80°C). Thanks to its EVI HITACHI compressor, the independent control of the heat exchanger and the refrigerant cooling of the electrical panel, we can obtain SEER efficiency of up to 7.8 according to data certified by EUROVENT. (1) Under selected conditions, please check the manuals to verify them.

→ Cooling and Heating Simultaneously:



→ Piping Capability

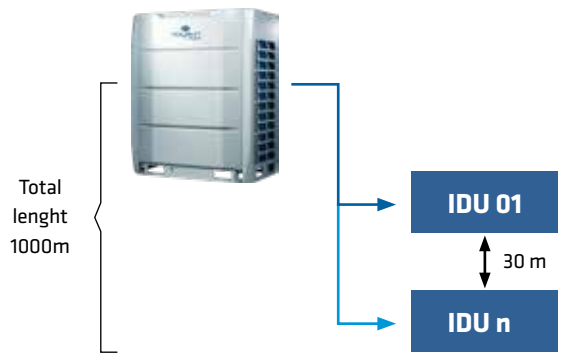

Up to 1000 meters of total pipe length, 200 meters between outdoor unit and the furthest indoor.

→ EVI Compressor

The EVI (Enhanced Vapor Injection) compressor, by Hitachi, can run heating mode stable up to -25°C and the heating capacity can be greatly improved.

High Efficiency

7.8
EER
with sumultaneous operation

In mixed operation (50% cooling / 50% heating), the system have the higher efficiency in the market under Eurovent certified conditions.

Fan Static Pressure

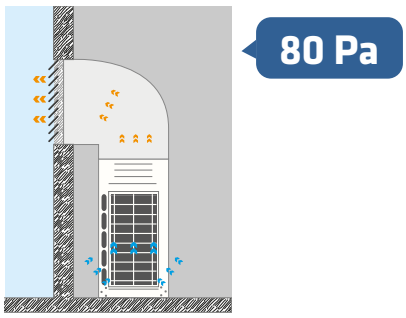

The efficiency of the fan's airflow has been improved thanks to the fan's design. This, in combination with the DC Inverter motor, allows for a static pressure increase of up to 80 Pa.

Low Noise



There are different reduction noise
Silent mode: The maximum fan speed is reduced.
Super Silent mode: The maximum fan speed and heating max. capacity is reduced.

Refrigerant Cooled PCB



Double U-shape refrigerant pipe decrease the PCB temperature and enhance the reliability.

Refrigerant Monitoring

Real-time refrigerant amount monitoring. The temperature and pressure of refrigerant can be real-time monitored by the outdoor unit.

Easy Maintenance

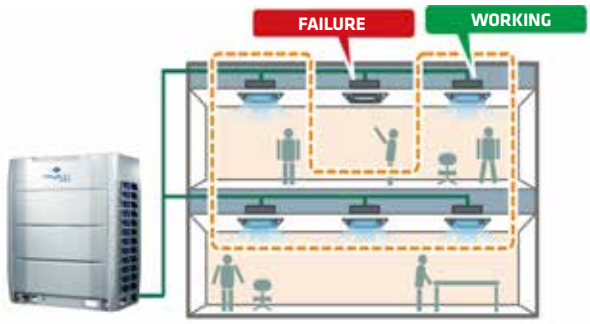

You can turn off the indoor unit without shutting down the entire system. This function is useful during the maintenance period, as the remaining indoor units continue to operate.

KWF-140 HT

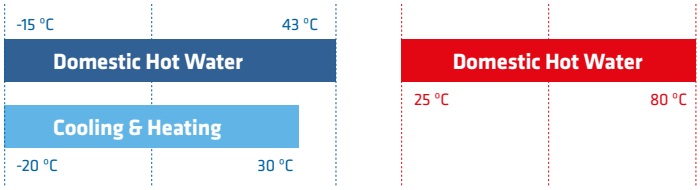

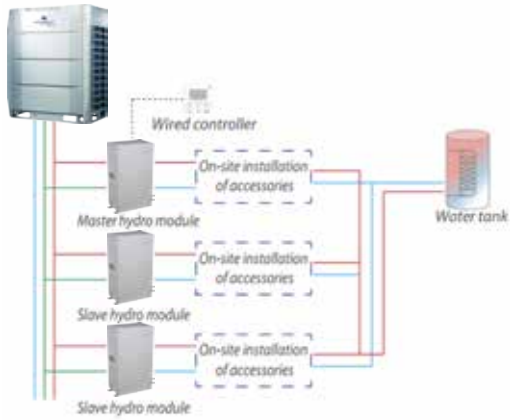

Up to 10 modules per system

We can connect 10 units in the system, via the master-slave connection, comprising a power of 14 kW to 140 kW. It is therefore a versatile solution for homes or small offices in hotels, gymnasiums or residential buildings.

Domestic hot water up to 80°C

Using a double compression stage, first one with R-410A and second one with R-134A, we can obtain hot water up to 80°C, with simple and safe refrigerants and avoiding to use electric heating to achieve it. This high temperature is safe enough to use as we can not worry about dangerous bacteria as Legionella.

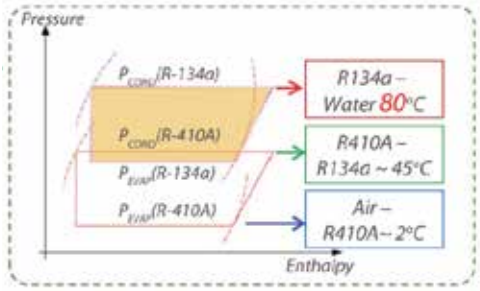

AMAZON IV HR MS-BOXES

All Ms-boxes have been completely redesigned for the Amazon IV HR system, so previously boxes for Amazon III are not suitable to use alongside Amazon IV HR. From 1 to 10 outputs and total capacities from 32 kW or below to 85 kW, we can find a suitable Ms-box for each installation to achieve the best compromise between piping distance, refrigerant charge and number of boxes needed.

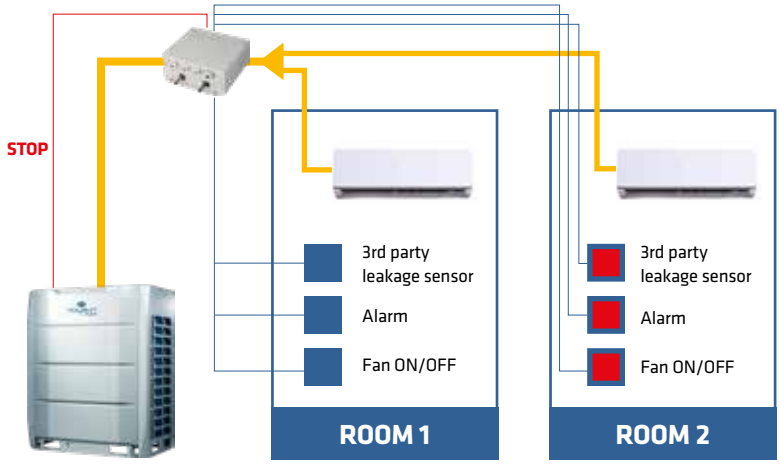

→ KVBM-32 DN4S

Real-time refrigerant leakage detection for safe and reliable operation. Provide dry contact to 3rd party for alarm and exhaust.

3200-stage electric ball valve

- Completely close the valve with almost no leakage
- Can be opened and closed in stages with very low noise

INDOOR UNITS

KAYSUN present his range of indoor units with new features. All of those units are equipped with DC fan motor with 7 fan speeds and a better regulation of his EXV to improve the comfort of the users. These developments provide units with a much more accurate control, and greater output and energy savings, and it reduces sound (low) pressure.

These indoor units come together with a generation of controllers designed to control them with the most advanced features.

DC 7 INVERTER SEVEN SPEEDS

WALL-MOUNTED

- BUILT-IN EXV VALVE
- INTERACTIVE DISPLAY
- LOW SOUND LEVELS

DUCTS

- STATIC PRESSURE ADJUSTMENT WITH THE WIRED CONTROLLER
- REAR/LOWER OUTLET PANEL
- FRAMES INCLUDE FOR AIR SUPPLY DUCT AND AIR RETURN DUCT

CASSETTE ART FLUX 360° 600x600

- 360° AIRFLOW
- DRAIN PUMP AS STANDARD

HIGH CAPACITY DUCTS

- HIGH AIRFLOW
- WIDE POWER RANGE

CASSETTE ART FLUX 360° 840x840

- 360° AIRFLOW
- FRESH AIR SUPPLY
- DRAIN PUMP AS STANDARD

CEILING/FLOOR

- AIR FLOW DISTRIBUTION UP TO 8 METERS
- DOUBLE INSTALLATION

INDOOR UNITS
Technical specifications

INDOOR UNITS RANGE

POWER kW	1.7	2.2	2.8	3.6	4.5	5.2

WALL-MOUNTED

KAYF-17 DN4.0	KAYF-22 DN4.0	KAYF-28 DN4.0	KAYF-36 DN4.0	KAYF-45 DN4.0

DOUBLE FLOW CONSOLE

		KSDF-28 DN4.0	KSDF-36 DN4.0	KSDF-45 DN4.0

FLOOR STANDING EXPOSED/CONCEALED

CEILING / FLOOR

ONE WAY CASSETTE

	KCOF-22 DN4.0		KCOF-36 DN4.0	

CASSETTE ART FLUX 360° 600x600

KCIF-17 DN4.0	KCIF-22 DN4.0	KCIF-28 DN4.0	KCIF-36 DN4.0	KCIF-45 DN4.0	KCIF-52 DN4.0

CASSETTE ART FLUX 360° 840x840

DUCTS

KPDF-17 DN4.0	KPDF-22 DN4.0	KPDF-28 DN4.0	KPDF-36 DN4.0	KPDF-45 DN4.0

POWER kW	2.2	7.1	9.0	11.2	14.0	16.0

HIGH CAPACITY DUCTS

	KPDHF-71 DN4.0	KPDHF-90 DN4.0	KPDHF-112 DN4.0	KPDHF-140 DN4.0	KPDHF-160 DN4.0

KAHU

KAHU-90.4	KAHU-200.4

5.6	7.1	8.0	9.0	10.0	11.2	12.5	14.0
KAYF-56 DN4.0		KAYF-80 DN4.0					
KS(E)F-56 DN4.0	KS(E)F-71 DN4.0						
KPCF-56 DN4.0			KPCF-90 DN4.0				KPCF-140 DN4.0
	KCOF-71 DN4.0						
KCIFB-56 DN4.0	KCIFB-71 DN4.0	KCIFB-80 DN4.0		KCIFB-100 DN4.0	KCIB-112 DN4.0		KCIF-140 DN4.0
KPDF-56 DN4.0	KPDF-71 DN4.0	KPDF-80 DN4.0	KPDF-90 DN4.0		KPDF-112 DN4.0		KPDF-140 DN4.0

20.0	25.0	28.0	36.0	40.0	45.0	50.0	56.0
KPDHF-200 DN4.0	KPDHF-250 DN4.0	KPDHF-280 DN4.0		KPDHF-400 DN4.0	KPDHF-450 DN4.0		KPDHF-560 DN4.0
	KAHU-360.4			KAHU-560.4			

WALL-MOUNTED

General Characteristics

Wall-mounted unit keeps using the most advanced technology in the market, equipped with a new electronically control like 0.5°C control temperature, more precise control of the expansion valve and DC fan motor with 7 speeds control. The unit maintains the same aesthetics as the before version, including the LED display with operation information located in the center of the front panel.

- Low noise level, creating a peaceful and comfortable atmosphere.
- The swing angle of the louvers may reach up to 90°.
- Built-in expansion valve.
- ON/OFF dry contact and 220 V alarm signal output.
- 7 speeds DC fan motor.
- Left inlet for installation pipes (front view).
- 0.5°C temperature control.
- EXV control more comfortable.

COMPATIBLE WITH

- MINI AMAZON II / III 2 PIPES
- AMAZON UNITARIO F.D. II / AMAZON V UNITARIO T.D. 2 PIPES
- AMAZON V 2 PIPES
- AMAZON III W 2 PIPES
- AMAZON IV HR 3 PIPES

LOW SOUND LEVEL

Compatible with AIRZONE

KI-04 S
Recommended

OTHER CONTROLLERS

Individuals

KCT-03 SR

KCT-03 SRPS (A)

WiFi

K01-WIFI

R-410A REFRIGERANT | ON/OFF CONTACT | DC INVERTER INTERNAL FAN

→ Technical Specifications

MODEL			KAYF-17 DN4.0	KAYF-22 DN4.0	KAYF-28 DN4.0	KAYF-36 DN4.0
Capacity	Cooling rated	kW	1.7	2.2	2.8	3.6
	Heating rated	kW	2.2	2.4	3.2	4
Power input		W	28	28	28	30
Indoor unit	Air flow 7 speeds	m³/h	356 / 368 / 378 / 385 / 393 / 402 / 411	356 / 368 / 380 / 393 / 402 / 411 / 422	316 / 338 / 353 / 370 / 386 / 402 / 417	488 / 515 / 544 / 573 / 591 / 628 / 656
	Sound pressure 7 speeds	dB(A)	29 / 29 / 29 / 30 / 30 / 30 / 31	29 / 29 / 29 / 30 / 30 / 30 / 31	29 / 29 / 29 / 30 / 30 / 30 / 31	30 / 30 / 31 / 31 / 32 / 32 / 33
	Width/height/depth	mm	835 / 280 / 203	835 / 280 / 203	835 / 280 / 203	990 / 315 / 223
	Net weight	kg	8.4	8.4	9.5	11.4
	Power supply	V/ph/Hz	220-240/1/50	220-240/1/50	220-240/1/50	220-240/1/50
	Power wiring	mm²	(2+T)x2.5	(2+T)x2.5	(2+T)x2.5	(2+T)x2.5
Shielded communication wiring		mm²	3x0.75	3x0.75	3x0.75	3x0.75
Refrigerant	Type refrigerant		R-410A	R-410A	R-410A	R-410A
	Liquid/gas pipe diameter	inch	1/4" / 1/2"	1/4" / 1/2"	1/4" / 1/2"	1/4" / 1/2"

MODEL			KAYF-45 DN4.0	KAYF-56 DN4.0	KAYF-80 DN4.0
Capacity	Cooling rated	kW	4.5	5.6	8
	Heating rated	kW	5	6.3	9
Power input		W	40	45	55
Indoor unit	Air flow 7 speeds	m³/h	424 / 450 / 478 / 507 / 535 / 563 / 594	547 / 578 / 613 / 648 / 685 / 713 / 747	809 / 875 / 940 / 1005 / 1065 / 1130 / 1195
	Sound pressure 7 speeds	dB(A)	31 / 31 / 32 / 33 / 33 / 34 / 35	34 / 34 / 35 / 36 / 36 / 37 / 38	36 / 37 / 38 / 42 / 42 / 43 / 44
	Width/height/depth	mm	990 / 315 / 223	990 / 315 / 223	1194 / 343 / 262
	Net weight	kg	12.8	12.8	17
	Power supply	V/ph/Hz	220-240/1/50	220-240/1/50	220-240/1/50
	Power wiring	mm²	(2+T)x2.5	(2+T)x2.5	(2+T)x2.5
Shielded communication wiring		mm²	3x0.75	3x0.75	3x0.75
Refrigerant	Type refrigerant		R-410A	R-410A	R-410A
	Liquid/gas pipe diameter	inch	1/4" / 1/2"	3/8" / 5/8"	3/8" / 5/8"

DOUBLE FLOW CONSOLE

General Characteristics

With a modern and cutting-edge design, the consoles can be gracefully incorporated into any space. Their reduced depth provides the unit with an external flexible design that adapts to every installation. This model is equipped with a new electronically control of the expansion valve and DC fan motor with 7 speeds control.

- Thanks to their four return air inlets and two outlets, the unit reach the selected temperature much faster.
- 7 speeds DC fan motor.
- Low starting power and precise room temperature adjustment.
- The electronic expansion valve is integrated inside the indoor unit.
- 0.5°C temperature control.
- EXV control more comfortable.
- It can be able to use in low wall mounted installations.
- ON/OFF dry contact and 220 V alarm signal output.

COMPATIBLE WITH

- MINI AMAZON II / III — 2 PIPES
- AMAZON UNITARIO F.D. II, AMAZON V UNITARIO T.D. — 2 PIPES
- AMAZON V — 2 PIPES
- AMAZON III W — 2 PIPES
- AMAZON IV HR — 3 PIPES

ACCURATE ROOM TEMPERATURE ADJUSTMENT

Compatible with AIRZONE

KI-04 S
Recommended

OTHER CONTROLLERS

Individuals

KCT-03 SR

KCT-03 SRPS (A)

WiFi

K01-WIFI

R-410A REFRIGERANT | ON/OFF CONTACT | DC INVERTER INTERNAL FAN

→ Technical Specifications

MODEL			KSDF-28 DN4.0	KSDF-36 DN4.0	KSDF-45 DN4.0
Capacity	Cooling rated	kW	2.8	3.6	4.5
	Heating rated	kW	3.2	4	5
Power input		W	20	25	35
Indoor unit	Air flow 7 speeds	m³/h	229 / 286 / 355 / 430 / 456 / 482 / 510	229 / 286 / 355 / 430 / 456 / 482 / 510	400 / 436 / 478 / 478 / 561 / 614 / 660
	Sound pressure 7 speeds	dB(A)	27 / 29 / 31 / 33 / 35 / 37 / 39	27 / 29 / 31 / 33 / 35 / 37 / 39	36 / 36 / 37 / 39 / 40 / 41 / 42
	Width/height/depth	mm	700 / 600 / 210	700 / 600 / 210	700 / 600 / 210
	Net weight	kg	15	15	15
	Power supply	V/ph/Hz	220-240/1/50	220-240/1/50	220-240/1/50
	Power wiring	mm²	(2+T)x2.5	(2+T)x2.5	(2+T)x2.5
Shielded communication wiring		mm²	3x0.75	3x0.75	3x0.75
Refrigerant	Type refrigerant		R-410A	R-410A	R-410A
	Liquid/gas pipe diameter	inch	1/4" / 1/2"	1/4" / 1/2"	1/4" / 1/2"

FLOOR STANDING EXPOSED/CONCEALED

General Characteristics

The unit has big improvements in terms of electronically controlling to make the unit more comfortable. Kaysun maintains the streamlined design of this unit the perfect solution for saving space and adapting to every installation.

- Built-in expansion valve.
- ON/OFF dry contact and 220 V alarm signal output.
- Its 40 Pa static pressure helps move air supply.
- 7 speeds DC fan motor.
- 0.5°C temperature control.
- EXV control more comfortable.

COMPATIBLE WITH

- MINI AMAZON II / III — 2 PIPES
- AMAZON UNITARIO F.D. II, AMAZON V UNITARIO T.D. — 2 PIPES
- AMAZON V — 2 PIPES
- AMAZON III W — 2 PIPES
- AMAZON IV HR — 3 PIPES

40 PA STATIC PRESSURE

KI-04 S
Recommended

OTHER CONTROLLERS

Individuals

KCT-03 SR

KCT-03 SRPS (A)

WiFi

K01-WIFI

R-410A REFRIGERANT | ON/OFF CONTACT | DC INVERTER INTERNAL FAN

→ Technical Specifications

MODEL			KS(E)F-56 DN4.0 W	KS(E)F-71 DN4.0 W
Capacity	Cooling rated	kW	5.6	7.1
	Heating rated	kW	6.3	8
Power input		W	88	110
Indoor unit	Air flow 7 speeds	m³/h	830 / 886 / 925 / 970 / 1028 / 1094 / 1150	870 / 955 / 1033 / 1100 / 1205 / 1290 / 1380
	Sound pressure 7 speeds	dB(A)	31 / 32 / 33 / 35 / 37 / 39 / 41	33 / 35 / 37 / 39 / 40 / 42 / 44
	Width/height/depth	mm	1345 / 544 / 212	1345 / 544 / 212
	Width/height/depth concealed	mm	1500 / 596 / 225	1500 / 596 / 225
	Net weight	kg	30.5	30.5
	Net weight concealed	kg	40	40
	Power supply	V/ph/Hz	220-240/1/50	220-240/1/50
	Power wiring	mm²	(2+T)x2.5	(2+T)x2.5
Shielded communication wiring		mm²	3x0.75	3x0.75
Refrigerant	Type refrigerant		R-410A	R-410A
	Liquid/gas pipe diameter	inch	3/8" / 5/8"	3/8" / 5/8"

CEILING/FLOOR

→ General Characteristics

Ceiling/Floor VRF indoor unit with 7 speeds DC fan motor and new features. Kaysun maintains its compact design which helps to integrate the unit into every environment. As its name suggests, these units can be installed on the ceiling in a horizontal position and on the floor in vertical position. The design of their condensation water tray so permits.

- Built-in expansion valve.
- ON/OFF dry contact and 220 V alarm signal output.
- Smoother air flow with less turbulence. Thanks to the multi blades fan and the design of its louvers, the airflow is softer and more comfortable.
- 7 speeds DC fan motor.
- 0.5°C temperature control.
- EXV control more comfortable.

COMPATIBLE WITH

MINI AMAZON II / III
2 PIPES

AMAZON UNITARIO F.D. II
AMAZON V UNITARIO T.D.
2 PIPES

AMAZON V
2 PIPES

AMAZON III W
2 PIPES

AMAZON IV HR
3 PIPES

Compatible with AIRZONE

KI-04 S
Recommended

OTHER CONTROLLERS

Individuals

KCT-03 SR

KCT-03 SRPS (A)

WiFi

K01-WIFI

R-410A REFRIGERANT | ON/OFF CONTACT | DC INVERTER INTERNAL FAN

→ Technical Specifications

MODEL			KPCF-56 DN4.0 W	KPCF-90 DN4.0 W	KPCF-140 DN4.0 W
Capacity	Cooling rated	kW	5.6	9	14
	Heating rated	kW	6.3	10	15
Power input		W	115	130	180
Indoor unit	Air flow 7 speeds	m³/h	720 / 755 / 792 / 830 / 860 / 895 / 930	1050 / 1085 / 1130 / 1170 / 1210 / 1245 / 1280	1580 / 1620 / 1660 / 1700 / 1765 / 1830 / 1890
	Sound pressure 7 speeds	dB(A)	38 / 38 / 39 / 41 / 41 / 42 / 43	40 / 41 / 42 / 43 / 43 / 44 / 45	42 / 43 / 44 / 45 / 45 / 46 / 47
	Width/height/depth	mm	990 / 660 / 203	1280 / 660 / 203	1670 / 680 / 244
	Net weight	kg	28	35	48
	Power supply	V/ph/Hz	220-240/1/50	220-240/1/50	220-240/1/50
	Power wiring	mm²	(2+T)x2.5	(2+T)x2.5	(2+T)x2.5
Shielded communication wiring		mm²	3x0.75	3x0.75	3x0.75
Refrigerant	Type refrigerant		R-410A	R-410A	R-410A
	Liquid/gas pipe diameter	inch	3/8" / 5/8"	3/8" / 5/8"	3/8" / 5/8"

ONE WAY CASSETTE

General Characteristics

With at just 153 mm in height in the small models, Kaysun renews its units with a DC fan motor with 7 speeds and new electronic control. It has a compact and light design, making it very easy to install and maintain in any space. These units are perfectly merged with the ceiling, creating and subtile aesthetic.

- The control box is built into the body of the unit. This saves space and allows facilities maintenance.
- Standard condensation pump.
- It has a very reduced height, making it ideal for very low suspended ceilings.
- 7 speeds DC fan motor.
- 0.5°C temperature control.
- EXV control more comfortable.

COMPATIBLE WITH

- MINI AMAZON II / III — 2 PIPES
- AMAZON UNITARIO F.D. II, AMAZON V UNITARIO T.D. — 2 PIPES
- AMAZON V — 2 PIPES
- AMAZON III W — 2 PIPES
- AMAZON IV HR — 3 PIPES

STANDARD CONDENSATION PUMP

UP TO 153 MM IN HEIGHT

Compatible with AIRZONE

KI-04 S
Recommended

OTHER CONTROLLERS

Individuals

KCT-03 SR

KCT-03 SRPS (A)

WiFi

K01-WIFI

R-410A REFRIGERANT | ON/OFF CONTACT | DC INVERTER INTERNAL FAN

→ Technical Specifications

MODEL			KCOF-22 DN4.0	KCOF-36 DN4.0	KCOF-71 DN4.0
Capacity	Cooling rated	kW	2.2	3.6	7.1
	Heating rated	kW	2.6	4	8
Power input		W	25	30	60
Indoor unit	Air flow 7 speeds	m³/h	275 / 312 / 360 / 404 / 448 / 482 / 523	315 / 364 / 420 / 456 / 492 / 531 / 573	592 / 637 / 689 / 749 / 815 / 873 / 933
	Sound pressure 7 speeds	dB(A)	30 / 31 / 32 / 34 / 35 / 36 / 37	34 / 35 / 35 / 36 / 37 / 38 / 39	37 / 38 / 39 / 41 / 42 / 43 / 44
	Width/height/depth	mm	1054 / 153 / 425	1054 / 153 / 425	1275 / 189 / 450
	Net weight	kg	11.8	12.3	17.6
	Power supply	V/ph/Hz	220-240/1/50	220-240/1/50	220-240/1/50
	Power wiring	mm²	(2+T)x2.5	(2+T)x2.5	(2+T)x2.5
Panel	Width/height/depth	mm	1180 / 25 / 465	1180 / 25 / 465	1350 / 25 / 505
	Net weight	kg	3.5	3.5	4
Shielded communication wiring		mm²	3x0.75	3x0.75	3x0.75
Refrigerant	Type refrigerant		R-410A	R-410A	R-410A
	Liquid/gas pipe diameter	inch	1/4" / 1/2"	1/4" / 1/2"	3/8" / 5/8"

CASSETTE ART FLUX 360° 600x600

General Characteristics

This units maintains 360° panel and is equipped with a new 7 fan speeds DC fan motor provides even, fast and far-reaching air-conditioning control, without leaving dead zones. This compact and light units needs little space to install it. They can be completely integrated into any space, including shallow ceilings.

- ON/OFF dry contact and 220 V alarm output.
- 7 speeds DC fan motor.
- 0.5°C temperature control.
- EXV control more comfortable.
- Standard condensation pump.

COMPATIBLE WITH

- MINI AMAZON II / III — 2 PIPES
- AMAZON UNITARIO F.D. II, AMAZON V UNITARIO T.D. — 2 PIPES
- AMAZON V — 2 PIPES
- AMAZON III W — 2 PIPES
- AMAZON IV HR — 3 PIPES

Compatible with AIRZONE

360° AIR DIFFUSION

KI-04 S
Recommended

OTHER CONTROLLERS

Individuals

KCT-03 SR

KCT-03 SRPS (A)

WiFi

K01-WIFI

R-410A REFRIGERANT | AIR OUTLET 360° | ON/OFF CONTACT | DC INVERTER INTERNAL FAN

→ Technical Specifications

MODEL			KCIF-17 DN4.0	KCIF-22 DN4.0	KCIF-28 DN4.0
Capacity	Cooling rated	kW	1.7	2.2	2.8
	Heating rated	kW	2.2	2.4	3.2
Power input		W	35	35	35
Indoor unit	Air flow 7 speeds	m³/h	238 / 268 / 288 / 300 / 313 / 345 / 380	405 / 441 / 462 / 503 / 524 / 552 / 576	405 / 441 / 462 / 503 / 524 / 552 / 576
	Sound pressure 7 speeds	dB(A)	22 / 23 / 26 / 29 / 33 / 34 / 35	22 / 23 / 26 / 29 / 33 / 34 / 35	22 / 23 / 26 / 29 / 33 / 34 / 35
	Width/height/depth	mm	630 / 260 / 570	630 / 260 / 570	630 / 260 / 570
	Net weight	kg	18	18	18
	Power supply	V/ph/Hz	220-240/1/50	220-240/1/50	220-240/1/50
	Power wiring	mm²	(2+T)x2.5	(2+T)x2.5	(2+T)x2.5
Panel	Width/height/depth	mm	647 / 50 / 647	648 / 50 / 648	648 / 50 / 648
	Net weight	kg	2.5	2.5	2.5
Shielded communication wiring		mm²	3x0.75	3x0.75	3x0.75
Refrigerant	Type refrigerant		R-410A	R-410A	R-410A
	Liquid/gas pipe diameter	inch	1/4" / 1/2"	1/4" / 1/2"	1/4" / 1/2"

MODEL			KCIF-36 DN4.0	KCIF-45 DN3.0	KCIF-52 DN4.0
Capacity	Cooling rated	kW	3.6	4.5	5.2
	Heating rated	kW	4	5	5.6
Power input		W	40	50	62
Indoor unit	Air flow 7 speeds	m³/h	400 / 434 / 478 / 516 / 541 / 573 / 604	400 / 434 / 478 / 516 / 541 / 573 / 604	350 / 380 / 410 / 446 / 481 / 580 / 635
	Sound pressure 7 speeds	dB(A)	28 / 29 / 30 / 32 / 35 / 38 / 41	28 / 29 / 30 / 32 / 35 / 38 / 41	28 / 29 / 30 / 32 / 35 / 48 / 52
	Width/height/depth	mm	630 / 260 / 570	630 / 260 / 570	630 / 260 / 570
	Net weight	kg	19.2	19.2	19.2
	Power supply	V/ph/Hz	220-240/1/50	220-240/1/50	220-240/1/50
	Power wiring	mm²	(2+T)x2.5	(2+T)x2.5	(2+T)x2.5
Panel	Width/height/depth	mm	648 / 50 / 648	648 / 50 / 648	647 / 50 / 647
	Net weight	kg	2.5	2.5	2.5
Shielded communication wiring		mm²	3x0.75	3x0.75	3x0.75
Refrigerant	Type refrigerant		R-410A	R-410A	R-410A
	Liquid/gas pipe diameter	inch	1/4" / 1/2"	1/4" / 1/2"	1/4" / 1/2"

CASSETTE ART FLUX 360° 840x840

General Characteristics

This cassette changes its aesthetics because is equipped with new design panel maintaining the 360° round flow. The new 7 fan speeds DC fan motor provides even, fast and far-reaching air-conditioning control, without leaving dead zones.

- ON/OFF dry contact and 220 V alarm output.
- Integrated control box inside the unit's body; it saves space and allows for ceiling installation.
- Ducts pre-installation holes, to supply air to adjoining rooms.
- Fresh air possibility to enter directly into the room through a pre-installation hole located at the unit's body.
- 7 speeds DC fan motor.
- 0.5°C temperature control.
- EXV control more comfortable.
- Standard condensation pump.

COMPATIBLE WITH

- MINI AMAZON II / III — 2 PIPES
- AMAZON UNITARIO F.D. II, AMAZON V UNITARIO T.D. — 2 PIPES
- AMAZON V — 2 PIPES
- AMAZON III W — 2 PIPES
- AMAZON IV HR — 3 PIPES

NEW PANEL

360° AIR DIFFUSION

Compatible with AIRZONE

KI-04 S
Recommended

OTHER CONTROLLERS

Individuals

KCT-03 SR

KCT-03 SRPS (A)

WiFi

K01-WIFI



R-410A REFRIGERANT | AIR OUTLET 360° | ON/OFF CONTACT | FRESH AIR SUPPLY | DC INVERTER INTERNAL FAN

→ Technical Specifications

MODEL			KCIBF-56 DN4.0	KCIBF-71 DN4.0	KCIBF-80 DN4.0
Capacity	Cooling rated	kW	5.6	7.1	8
	Heating rated	kW	6.3	8	9
Power input		W	31	46	48
Indoor unit	Air flow 7 speeds	m³/h	704 / 756 / 801 / 857 / 899 / 957 / 1029	748 / 866 / 920 / 996 / 1065 / 1132 / 1200	811 / 893 / 975 / 1055 / 1117 / 1195 / 1264
	Sound pressure 7 speeds	dB(A)	34 / 35 / 36 / 38 / 39 / 41 / 43	34 / 35 / 37 / 39 / 41 / 43 / 45	35 / 36 / 38 / 40 / 42 / 44 / 46
	Width/height/depth	mm	904 / 230 / 840	904 / 230 / 840	904 / 230 / 840
	Net weight	kg	23.2	23.2	23.2
	Power supply	V/ph/Hz	220-240/1/50	220-240/1/50	220-240/1/50
	Power wiring	mm²	(2+T)x2.5	(2+T)x2.5	(2+T)x2.5
Panel	Width/height/depth	mm	950 / 55 / 950	950 / 55 / 950	950 / 55 / 950
	Net weight	kg	5	5	5
Shielded communication wiring		mm²	3x0.75	3x0.75	3x0.75
Refrigerant	Type refrigerant		R-410A	R-410A	R-410A
	Liquid/gas pipe diameter	inch	3/8" / 5/8"	3/8" / 5/8"	3/8" / 5/8"

MODEL			KCIBF-56 DN4.0	KCIBF-71 DN4.0	KCIBF-80 DN4.0
Capacity	Cooling rated	kW	5.6	7.1	8
	Heating rated	kW	6.3	8	9
Power input		W	31	46	48
Indoor unit	Air flow 7 speeds	m³/h	704 / 756 / 801 / 857 / 899 / 957 / 1029	748 / 866 / 920 / 996 / 1065 / 1132 / 1200	811 / 893 / 975 / 1055 / 1117 / 1195 / 1264
	Sound pressure 7 speeds	dB(A)	34 / 35 / 36 / 38 / 39 / 41 / 43	34 / 35 / 37 / 39 / 41 / 43 / 45	35 / 36 / 38 / 40 / 42 / 44 / 46
	Width/height/depth	mm	904 / 230 / 840	904 / 230 / 840	904 / 230 / 840
	Net weight	kg	23.2	23.2	23.2
	Power supply	V/ph/Hz	220-240/1/50	220-240/1/50	220-240/1/50
	Power wiring	mm²	(2+T)x2.5	(2+T)x2.5	(2+T)x2.5
Panel	Width/height/depth	mm	950 / 55 / 950	950 / 55 / 950	950 / 55 / 950
	Net weight	kg	5	5	5
Shielded communication wiring		mm²	3x0.75	3x0.75	3x0.75
Refrigerant	Type refrigerant		R-410A	R-410A	R-410A
	Liquid/gas pipe diameter	inch	3/8" / 5/8"	3/8" / 5/8"	3/8" / 5/8"

DUCTS

General Characteristics

A compact and versatile design unit with little height that allows for adapting to every installation, the units are equipped with more precise control of electronic expansion valve and 7 speeds fan motor that provides to the user a unit comfier air conditioner. All these features added to existing ones provide to the customers a very thorough product.

- Broad range of capacities: from 1.7 kW to 14 kW, eleven models in total.
- 7 speeds DC fan motor.
- 0.5°C temperature control.
- EXV control more comfortable.
- Pre-installed entry in the unit's body for fresh air.
- Flanges for fitting outlet and return ducts.
- Double return system possibility (rear inlet or lower inlet).
- It contains a tilted evaporator; it provides a wider exchange area and a compact and reduced height, which facilitates the unit installation in rooms with a limited false ceiling.
- ON/OFF dry contact and alarm 220 V output.
- Receiver detaches up to 10 meters (optional cable).
- Possibility to change the available static pressure through the new wired controller.
- Standard condensation pump.

COMPATIBLE WITH

MINI AMAZON II / III
2 PIPES

AMAZON UNITARIO F.D. II
AMAZON V UNITARIO T.D.
2 PIPES

AMAZON V
2 PIPES

AMAZON III W
2 PIPES

AMAZON IV HR
3 PIPES

COMPACT UNITS

MANUAL PRESSURE ADJUSTMENT AVAILABLE

Compatible with AIRZONE

KCT-03 SR
Recommended

OTHER CONTROLLERS

Individuals

KI-04 S

KCT-03 SRPS (A)

WiFi

K01-WIFI

→ Technical Specifications

MODEL			KPDF-17 DN4.0	KPDF-22 DN4.0	KPDF-28 DN4.0	KPDF-36 DN4.0	KPDF-45 DN4.0	KPDF-56 DN4.0
Capacity	Cooling rated	kW	1.7	2.2	2.8	3.6	4.5	5.6
	Heating rated	kW	2.2	2.6	3.2	4	5	6.3
Power input		W	40	40	40	45	92	92
Indoor unit	Air flow 7 speeds	m³/h	300 / 330 / 360 / 400 / 440 / 480 / 490	300 / 330 / 360 / 400 / 440 / 480 / 520	300 / 330 / 360 / 400 / 440 / 480 / 520	370 / 400 / 430 / 460 / 500 / 540 / 580	400 / 480 / 540 / 620 / 680 / 740 / 800	560 / 600 / 640 / 680 / 720 / 760 / 830
	Sound pressure 7 speeds	dB(A)	23 / 25 / 26 / 28 / 29 / 31 / 32	31 / 32 / 33 / 34 / 34 / 35 / 35	31 / 32 / 33 / 34 / 34 / 35 / 35	33 / 34 / 35 / 36 / 36 / 37 / 37	33 / 34 / 35 / 36 / 37 / 37 / 38	33 / 34 / 35 / 36 / 37 / 38 / 38
	Max. pressure available	Pa	50	50	50	50	50	50
	Width/height/depth	mm	780 / 210 / 500	780 / 210 / 500	780 / 210 / 500	780 / 210 / 500	1000 / 210 / 500	1000 / 210 / 500
	Air inlet width/height	mm	600/196	600/196	600/196	600/196	820/200	820/200
	Air outler width/height	mm	512/145	512/145	512/145	512/145	732/145	732/145
	Net weight	kg	18	18	18	18	21.5	21.5
	Power supply	V/ph/Hz	220-240/1/50	220-240/1/50	220-240/1/50	220-240/1/50	220-240/1/50	220-240/1/50
	Power wiring	mm²	(2+T)x2.5	(2+T)x2.5	(2+T)x2.5	(2+T)x2.5	(2+T)x2.5	(2+T)x2.5
Shielded communication wiring		mm²	3x0.75	3x0.75	3x0.75	3x0.75	3x0.75	3x0.75
Refrigerant	Type refrigerant		R-410A	R-410A	R-410A	R-410A	R-410A	R-410A
	Liquid/gas pipe diameter	inch	1/4" / 1/2"	1/4" / 1/2"	1/4" / 1/2"	1/4" / 1/2"	1/4" / 1/2"	3/8" / 5/8"

MODEL			KPDF-17 DN4.0	KPDF-22 DN4.0	KPDF-28 DN4.0	KPDF-36 DN4.0	KPDF-45 DN4.0
Capacity	Cooling rated	kW	1.7	2.2	2.8	3.6	4.5
	Heating rated	kW	2.2	2.6	3.2	4	5
Power input		W	40	40	40	45	92
Indoor unit	Air flow 7 speeds	m³/h	300 / 330 / 360 / 400 / 440 / 480 / 490	300 / 330 / 360 / 400 / 440 / 480 / 520	300 / 330 / 360 / 400 / 440 / 480 / 520	370 / 400 / 430 / 460 / 500 / 540 / 580	400 / 480 / 540 / 620 / 680 / 740 / 800
	Sound pressure 7 speeds	dB(A)	23 / 25 / 26 / 28 / 29 / 31 / 32	31 / 32 / 33 / 34 / 34 / 35 / 35	31 / 32 / 33 / 34 / 34 / 35 / 35	33 / 34 / 35 / 36 / 36 / 37 / 37	33 / 34 / 35 / 36 / 37 / 37 / 38
	Max. pressure available	Pa	50	50	50	50	50
	Width/height/depth	mm	780 / 210 / 500	780 / 210 / 500	780 / 210 / 500	780 / 210 / 500	1000 / 210 / 500
	Air inlet width/height	mm	600/196	600/196	600/196	600/196	820/200
	Air outler width/height	mm	512/145	512/145	512/145	512/145	732/145
	Net weight	kg	18	18	18	18	21.5
	Power supply	V/ph/Hz	220-240/1/50	220-240/1/50	220-240/1/50	220-240/1/50	220-240/1/50
	Power wiring	mm²	(2+T)x2.5	(2+T)x2.5	(2+T)x2.5	(2+T)x2.5	(2+T)x2.5
Shielded communication wiring		mm²	3x0.75	3x0.75	3x0.75	3x0.75	3x0.75
Refrigerant	Type refrigerant		R-410A	R-410A	R-410A	R-410A	R-410A
	Liquid/gas pipe diameter	inch	1/4" / 1/2"	1/4" / 1/2"	1/4" / 1/2"	1/4" / 1/2"	1/4" / 1/2"

HIGH CAPACITY DUCTS

General Characteristics

With units in all the range equipped with 7 speeds DC fan motor. These ducts units supply higher static pressure with big airflow capacity, which allows for a more flexible design. They adapt to every installation space, even those with very high ceilings.

- ON/OFF dry contact and alarm 220 V output.
- Units with high airflows.
- Power range from 7.1 kW to 56 kW.
- 7 speeds DC fan motor.
- 0.5°C temperature control.
- EXV control more comfortable.
- Condensation pump not included.

COMPATIBLE WITH

- MINI AMAZON II / III — 2 PIPES
- AMAZON UNITARIO F.D. II, AMAZON V UNITARIO T.D. — 2 PIPES
- AMAZON V — 2 PIPES
- AMAZON III W — 2 PIPES
- AMAZON IV HR — 3 PIPES

HIGH STATIC PRESSURE

HIGH AIRFLOWS

Compatible with AIRZONE

KCT-03 SR
Recommended

OTHER CONTROLLERS

Individuals

KI-04 S

KCT-03 SRPS (A)

WiFi

K01-WIFI

R-410A REFRIGERANT | ON/OFF CONTACT | DC INVERTER INTERNAL FAN

→ Technical Specifications

MODEL			KPDHF-71 DN4.0	KPDHF-90 DN4.0	KPDHF-112 DN4.0	KPDHF-140 DN4.0	KPDHF-160 DN4.0	KPDHF-200 DN4.0
Capacity	Cooling rated	kW	7.1	9	11.2	14	16	20
	Heating rated	kW	8	10	12.5	16	17	22.5
Power input		W	180	220	380	420	700	990
Indoor unit	Air flow 7 speeds	m³/h	1159 / 1197 / 1234 / 1264 / 1296 / 1333 / 1360	1151 / 1195 / 1237 / 1285 / 1328 / 1378 / 1428	1354 / 1429 / 1528 / 1614 / 1695 / 1775 / 1886	1601 / 1707 / 1818 / 1927 / 2033 / 2127 / 2258	1879 / 2013 / 2099 / 2239 / 2354 / 2501 / 2608	3745 / 3837 / 3941 / 4043 / 4144 / 4237 / 4358
	Sound pressure 7 speeds	dB(A)	42 / 43 / 44 / 45 / 45 / 46 / 46	43 / 46 / 47 / 48 / 49 / 50 / 50	45 / 46 / 47 / 48 / 49 / 50 / 50	48 / 49 / 50 / 51 / 51 / 52 / 53	50 / 50 / 51 / 52 / 53 / 54 / 54	50 / 52 / 53 / 54 / 55 / 56 / 57
	Max. pressure available	Pa	200	200	200	200	200	250
	Width/height/depth	mm	952 / 420 / 690	952 / 420 / 690	952 / 420 / 690	1300 / 420 / 690	1300 / 420 / 690	1440 / 505 / 925
	Air inlet width/height	mm	722/341	722/341	722/341	1073/339	1073/339	1120/344
	Air outler width/height	mm	428/255	428/255	428/255	930/251	930/251	936/380
	Net weight	kg	41	51	51	63	63	130
	Power supply	V/ph/Hz	220-240/1/50	220-240/1/50	220-240/1/50	220-240/1/50	220-240/1/50	220-240/1/50
	Power wiring	mm²	(2+T)x2.5	(2+T)x2.5	(2+T)x2.5	(2+T)x2.5	(2+T)x2.5	(2+T)x2.5
Shielded communication wiring		mm²	3x0.75	3x0.75	3x0.75	3x0.75	3x0.75	3x0.75
Refrigerant	Type refrigerant		R-410A	R-410A	R-410A	R-410A	R-410A	R-410A
	Liquid/gas pipe diameter	inch	3/8" / 5/8"	3/8" / 5/8"	3/8" / 3/4"	3/8" / 3/4"	3/8" / 3/4"	1/2" / 7/8"

MODEL			KPDHF-250 DN4.0	KPDHF-280 DN4.0	KPDHF-400 DN4.0	KPDHF-450 DN4.0	KPDHF-560 DN4.0
Capacity	Cooling rated	kW	25	28	40	45	56
	Heating rated	kW	26	31.5	45	50	63
Power input		W	1200	1200	1585	1585	2272
Indoor unit	Air flow 7 speeds	m³/h	3745 / 3837 / 3941 / 4043 / 4144 / 4237 / 4358	3745 / 3837 / 3941 / 4043 / 4144 / 4237 / 4358	4400 / 4750 / 5100 / 5450 / 5800 / 6150 / 6500	4400 / 4750 / 5100 / 5450 / 5800 / 6150 / 6500	5000 / 5400 / 5800 / 6200 / 6600 / 7000 / 7400
	Sound pressure 7 speeds	dB(A)	50 / 52 / 53 / 54 / 55 / 56 / 57	50 / 52 / 53 / 54 / 55 / 56 / 57	49 / 51 / 53 / 54 / 55 / 56 / 57	49 / 51 / 53 / 54 / 55 / 56 / 57	51 / 53 / 55 / 56 / 57 / 58 / 59
	Max. pressure available	Pa	250	250	300	300	300
	Width/height/depth	mm	1440 / 505 / 925	1440 / 505 / 925	1937 / 680 / 905	1937 / 680 / 905	1937 / 680 / 905
	Air inlet width/height	mm	1120/344	1120/344	1598/543	1598/543	1598/543
	Air outler width/height	mm	936/380	936/380	2x 316/333	2x 316/333	2x 316/333
	Net weight	kg	130	130	205	205	205
	Power supply	V/ph/Hz	220-240/1/50	220-240/1/50	220-240/1/50	220-240/1/50	220-240/1/50
	Power wiring	mm²	(2+T)x2.5	(2+T)x2.5	(2+T)x4	(2+T)x4	(2+T)x4
Shielded communication wiring		mm²	3x0.75	3x0.75	3x0.75	3x0.75	3x0.75
Refrigerant	Type refrigerant		R-410A	R-410A	R-410A	R-410A	R-410A
	Liquid/gas pipe diameter	inch	1/2" / 7/8"	1/2" / 7/8"	5/8" / 11/8"	5/8" / 11/8"	5/8" / 11/8"

HIGH TEMPERATURE HYDRAULIC MODULE

→ General Characteristics

In the Kaysun wide variety of units, this unit can produce hot water up to 80°C. This hot water produced can be used in applications for domestic hot water, but also for radiant ground heating or fancoils.

COMPATIBLE WITH

AMAZON IV HR
3 PIPES

- Hot water up to 80°C.
- Smart Grid Ready.
- Up to 10 units in the same outdoor unit.
- Double set point.
- R-410A & R-134A double stage.
- Alarm output.
- Water circulating pump contactor.
- Water pump and water tank contactor.
- Compatible with BMS and centralized controllers.

KCT-03 SRPS-KWF
Included controller

R-134A REFRIGERANT | R-410A REFRIGERANT | DOMESTIC HOT WATER | ON/OFF CONTACT | DC INVERTER COMPRESSOR

→ Technical Specifications

MODEL			KWF-140 HT ACS
Capacity	Heating rated	kW	14
Power input		W	2984
Indoor unit	Sound pressure rated	dB(A)	43
	Width/height/depth	mm	450 / 795 / 300
	Net weight	kg	43
	Power supply	V/ph/Hz	220-240/1/50
	Power wiring	mm²	(2+T)x2.5
Shielded communication wiring		mm²	3x0.75
Refrigerant	Liquid/gas pipe diameter	inch	3/8" / 1/2"
Hydraulic system	Water flow rated (min./max.)	m³/h	2.4 (1.2 / 2.4)
	Water pipe connections inlet/outlet water	inch	DN25
Working range	Outdoor ambient temperature for heating min./max.	°C	-20°C / 30°C
	Outdoor ambient temperature for DHW min./max.	°C	-20°C / 43°C
	Water outlet temperature min.	°C	25°C
	Water outlet temperature max.	°C	80°C

INSTALLATION EXAMPLE:

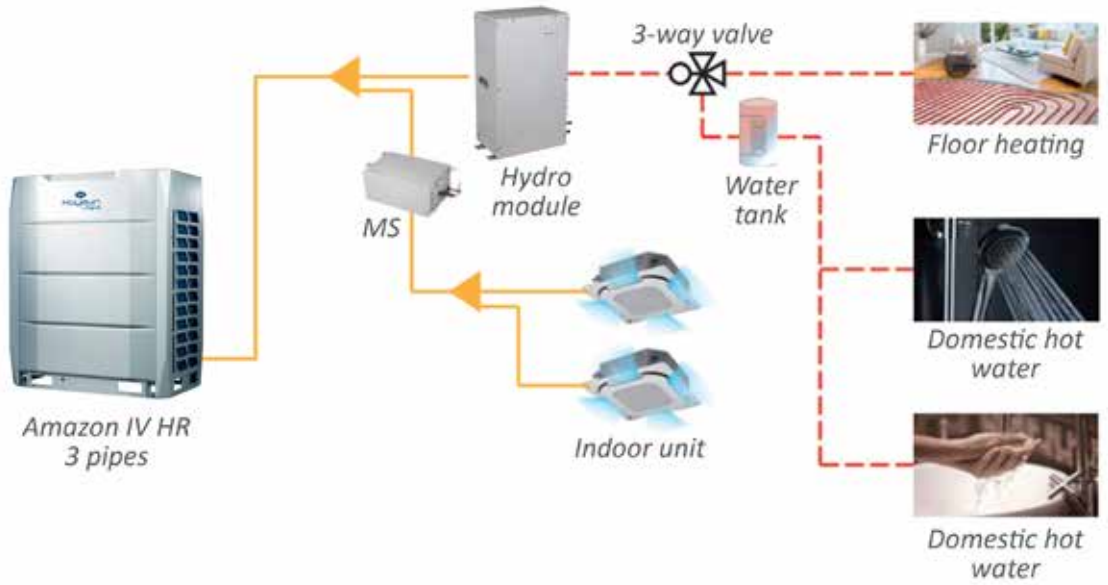

KAHU

→ General Characteristics

This is an interface that allows you to connect an AHU (air handling unit) with a direct-expansion coil to the VRF system. This unit shall be treated like an additional indoor unit within the VRF system.

- Can be installed on direct expansion batteries up to 56 kW.
- It consists of an electrical control box, electronic expansion valve, cables and control sensors.
- It includes an XYE port to connect to a centralized indoor unit control.
- ON/OFF dry contact and 220 V alarm output.
- Compatible only with s6 protocol outdoor units.
- More than one unit can be connected at the same time to increase the connectable power.
- KAHU.4 models can be controlled through dry contacts and 0-10 V signal for temperature setpoint or 0-10 V for capacity control. Please, check the technical manual.

COMPATIBLE WITH

MINI AMAZON III SINGLE PHASE
2 PIPES

AMAZON UNITARIO F.D. II[1]
AMAZON V UNITARIO T.D.
2 PIPES

AMAZON V
2 PIPES

AMAZON IV HR
3 PIPES

[1] Except 400 & 450



R-410A
REFRIGERANT

→ Technical Specifications

MODEL			KAHU-90.4	KAHU-200.4	KAHU-360.4	KAHU-560.4
Capacity	Cooling min./max.	kW	2.2 / 9	9 / 20	20 / 36	36 / 56
Indoor unit	Width/height/depth	mm	393 / 341 / 125	393 / 341 / 125	393 / 341 / 125	393 / 341 / 125
	Net weight	kg	5.6	5.6	5.9	6
	Power supply	V/ph/Hz	220-240/1/50	220-240/1/50	220-240/1/50	220-240/1/50
	Power wiring	mm²	(2+T)x2.5	(2+T)x2.5	(2+T)x2.5	(2+T)x2.5
Shielded communication wiring		mm²	3x0.75	3x0.75	3x0.75	3x0.75
Refrigerant	Type refrigerant		R-410A	R-410A	R-410A	R-410A
	Liquid/gas pipe diameter	inch	3/8" / 3/8"	3/8" / 3/8"	1/2" / 1/2"	5/8" / 5/8"

INSTALLATION EXAMPLE

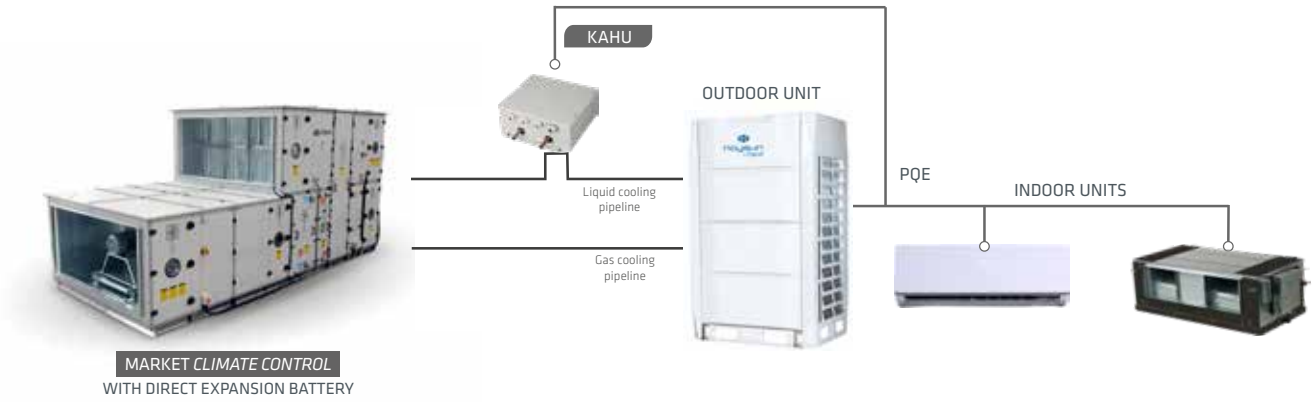

OUTDOOR UNITS
Technical specifications

OUTDOOR UNITS RANGE

→ 2 PIPES

FULL DC INVERTER

POWER kW	8.0	10.5	12.0	14.0	16.0	18.0
MINI AMAZON						
SINGLE-PHASE	NEW	NEW	NEW	NEW	NEW	
	KMF-80 DVN4	KMF-105 DVN4	KMF-120 DVN4	KMF-140 DVN4	KMF-160 DVN4	
THREE-PHASE						
			KMF-120 DTN2	KMF-140 DTN2	KMF-160 DTN2	KMF-180 DTN2

FULL DC INVERTER

FULL DC INVERTER

FULL DC INVERTER

POWER kW	20.0	22.4	25.2	26.0	28.0	33.5
AMAZON UNITARIO						
FRONT AIR DISCHARGE	NEW	NEW		NEW	NEW	NEW
	KMF-200 DN4	KMF-224 DN4		KMF-260 DN4	KMF-280 DN4	KMF-335 DN4
TOP DISCHARGE DN4 S						
					K2UF-280 DN4 S	K2UF-335 DN4 S
AMAZON V						
					K2F-280 DN5S	K2F-335 DN5S
AMAZON III W					COMBINABLE UP TO 3 MODULES	
					K2F-280 DN3W	K2F-335 DN3W

→ 3 PIPES

FULL DC INVERTER

POWER kW	20.0	22.4	25.2	26.0	28.0	33.5
AMAZON IV HR NEW			COMBINABLE UP TO 3 MODULES			
			K3F-252 DN4S		K3F-280 DN4S	K3F-335 DN4S

20.0	22.4	25.2	26.0	28.0	33.5	40.0	45.0	50.0	56.0
40.0	45.0	50.0	56.0	61.5	67.0	73.0	78.5	85.0	90.0
KMF-400 DN3	KMF-450 DN3								
K2UF-400 DN4 S	K2UF-450 DN4 S	K2UF-500 DN4 S	K2UF-560 DN4 S	K2UF-615 DN4 S	K2UF-670 DN4 S	K2UF-730 DN4 S	K2UF-785 DN4 S	K2UF-850 DN4 S	K2UF-900 DN4 S

COMBINABLE UP TO 3 MODULES

K2F-400 DN5S	K2F-450 DN5S	K2F-500 DN5S	K2F-560 DN5S	K2F-615 DN5S	K2F-670 DN5S	K2F-730 DN5S	K2F-785 DN5S	K2F-850 DN5S	K2F-900 DN5S
40.0	45.0	50.0	56.0	61.5	67.0	73.0	78.5	85.0	90.0
K3F-400 DN4S	K3F-450 DN4S								

MINI AMAZON III SINGLE PHASE NEW

General Characteristics

The Mini Amazon III system is ideal to meet the needs in residential and small industrial environments. Its air condensed 2 pipe direct-expansion technology covers a range of cooling capacities from 8 up to 16 kW in single phase models.

- Depending on the model, single-phase units accept up to 13 indoor units.
- It admits a 50% to 150% simultaneity index of the outdoor unit's power.
- Since it is fitted with horizontal air discharge, it does not require much space for installation or maintenance.
- The entire range works only with DC Inverter compressors and fans, which provides it with remarkable energy efficiency and low consumption and sound levels.
- Compressor with highly-efficiency double eccentric Twin Rotary DC Inverter with environmentally friendly refrigerant R-410A.
- It includes a self-addressing feature for indoor units.
- The outdoor unit includes the XYE port to communicate with the centralised control panel of indoor unit.
- The cooling pipeline of 12, 14 and 16 kW models may be installed in 4 different positions, thereby facilitating their installation.
- Up to 70 meters equivalent length between the outdoor unit and the farthest indoor unit (for further information, see the cooling distances tables).
- Compact footprint, only one fan for all models.

DC INVERTER COMPRESSOR AND FAN

UP TO 13 INDOOR UNITS

8

10.5 / 12

14 / 16

R-410A REFRIGERANT | CONDENSATION CONTROL | DC INVERTER COMPRESSOR | DC INVERTER EXTERNAL FAN

→ Technical Specifications

MODEL			KMF-80 DVN4	KMF-105 DVN4	KMF-120 DVN4	KMF-140 DVN4	KMF-160 DVN4
Capacity	Cooling rated	kW	7.2	9	12.2	14	15.5
	Heating rated	kW	7.2	9	14	16	18
	Heating rated at -7°C	kW	6.9	8.63	13.42	15.34	17.26
Cooling input rated		W	1850	2300	4320	4560	5350
Heating input rated		W	1790	2270	3170	4080	5710
Heating input rated at -7°C		W	2290	2660	3980	4840	7180
Energy efficiency	EER		3.2	3.3	3.58	2.31	2.25
	COP		4.1	3.56	3.6	2.96	2.95
	SEER		5.12	5.44	5.8	5.62	5.36
	SCOP		3.8	3.8	4.37	4.24	4.21
	COP -7°C		3.01	3.24	3.37	3.17	2.4
No. indoor units			6	7	10	12	13
Outdoor unit	Compressor type		Rotary Inverter	Rotary Inverter	Rotary Inverter	Rotary Inverter	Rotary Inverter
	No. compressor		1	1	1	1	1
	No. fans		1	1	1	1	1
	Air flow	m³/h	3700	5200	5000	5400	5200
	Sound pressure	dB(A)	54	54	56	56	56
	Width/height/depth	mm	982 / 712 / 440	950 / 840 / 426	950 / 840 / 426	1040 / 865 / 523	1040 / 865 / 523
	Net weight	kg	55	72.5	84	91.4	95.4
	Power supply	V/ph/Hz	220-240/1/50	220-240/1/50	220-240/1/50	220-240/1/50	220-240/1/50
	Power wiring	mm²	(2+T)x4	(2+T)x4	(2+T)x6	(2+T)x6	(2+T)x6
Shielded communication wiring		mm²	3x0.75	3x0.75	3x0.75	3x0.75	3x0.75
Refrigerant	Type refrigerant		R-410A	R-410A	R-410A	R-410A	R-410A
	Refrigerant charge	kg	2.2	2.35	3	3.4	3.8
	Liquid/gas pipe diameter	inch	3/8" / 5/8"	3/8" / 5/8"	3/8" / 5/8"	3/8" / 5/8"	3/8" / 3/4"
Working range	Outdoor ambient temperature for cooling min./max.	°C	-5°C / 55°C	-5°C / 55°C	-5°C / 55°C	-5°C / 55°C	-5°C / 55°C
	Outdoor ambient temperature for heating min./max.	°C	-15°C / 27°C	-15°C / 27°C	-15°C / 27°C	-15°C / 27°C	-15°C / 27°C
Communication protocol			s6	s6	s6	s6	s6

ACCESSORIES	
Branch pipes	KCMI 112 (FRG100+FRG200)

NOTES:

1. Cooling temp. 27°C DB/19°C WB, outdoor temp. 35°C DB; equivalent refrigerant piping length 7.5 m with zero level reference.
2. Heating temp. 20°C, outdoor temp. 7°C DB/6°C WB; equivalent refrigerant length 7.5 m with zero level reference.
3. Sound pressure level is mesured 1 m in front of the unit and 1.3 m above the floor in a semi-anechoic chamber.

MINI AMAZON II THREE-PHASE 2 PIPES

General Characteristics

The Mini Amazon II system is ideal to meet the needs in small industrial environments. Its air condensed 2 pipe direct-expansion technology covers a range of cooling capacities from 14 up to 18kW in three phase models.

- Depending on the model, three-phase units accept up to 15 indoor units.
- It admits a 50% to 150% simultaneity index of the outdoor unit's power.
- Since it is fitted with horizontal air discharge, it does not require much space for installation or maintenance.
- The entire range works only with DC Inverter compressors and fans, which provides it with remarkable energy efficiency and low consumption and sound levels.
- Compressor with highly-efficiency double eccentric Twin Rotary DC Inverter with environmentally friendly refrigerant R-410A.
- It includes a self-addressing feature for indoor units.
- The outdoor unit includes the XYE port to communicate with the centralised control panel of indoor unit.
- The cooling pipeline of 14, 16 and 18 kW models may be installed in 4 different positions, thereby facilitating their installation.
- Up to 70 meters equivalent length between the outdoor unit and the farthest indoor unit (for further information, see the cooling distances tables).

DC INVERTER COMPRESSOR AND FAN

UP TO 15 INDOOR UNITS

12 / 14 / 16 / 18

R-410A REFRIGERANT | CONDENSATION CONTROL | DC INVERTER COMPRESSOR | DC INVERTER EXTERNAL FAN

→ Technical Specifications

MODEL			KMF-120 DTN2	KMF-140 DTN2	KMF-160 DTN2	KMF-180 DTN2
Capacity	Cooling rated	kW	12.3	14	15.5	17.5
	Heating rated	kW	13.2	15.4	17	19
	Heating rated at -7°C	kW	10.9	12.71	13.03	15.68
Cooling input rated		W	3250	3850	4390	5470
Heating input rated		W	3470	4050	4580	5000
Heating input rated at -7°C		W	3940	4720	5410	5680
Energy efficiency	EER		3.78	3.64	3.53	3.2
	COP		3.8	3.8	3.71	3.8
	SEER		5.6	5.3	5.5	5.5
	SCOP		4.05	3.95	3.8	4.15
	COP -7°C		2.77	2.69	2.41	2.76
No. indoor units			10	12	13	15
Outdoor unit	Compressor type		Rotary Inverter	Rotary Inverter	Rotary Inverter	Rotary Inverter
	No. compressor		1	1	1	1
	No. fans		2	2	2	2
	Air flow	m³/h	6000	6000	6000	6800
	Sound pressure	dB(A)	57	57	57	59
	Width/height/depth	mm	900 / 1327 / 400	900 / 1327 / 400	900 / 1327 / 400	900 / 1327 / 400
	Net weight	kg	95	95	102	107
	Power supply	V/ph/Hz	380-415/3/50	380-415/3/50	380-415/3/50	380-415/3/50
	Power wiring	mm²	(4+T)x2.5	(4+T)x2.5	(4+T)x2.5	(4+T)x2.5
Shielded communication wiring		mm²	3x0.75	3x0.75	3x0.75	3x0.75
Refrigerant	Type refrigerant		R-410A	R-410A	R-410A	R-410A
	Refrigerant charge	kg	3.3	3.9	3.9	4.5
	Liquid/gas pipe diameter	inch	3/8" / 5/8"	3/8" / 5/8"	3/8" / 3/4"	3/8" / 3/4"
Working range	Outdoor ambient temperature for cooling min./max.	°C	-15°C / 43°C	-15°C / 43°C	-15°C / 43°C	-15°C / 43°C
	Outdoor ambient temperature for heating min./max.	°C	-15°C / 27°C	-15°C / 27°C	-15°C / 27°C	-15°C / 27°C
Communication protocol			s4+	s4+	s4+	s4+

ACCESSORIES	
Branch pipes	KCMI 112 (FRG100+FRG200)

NOTES:

1. Cooling temp. 27°C DB/19°C WB, outdoor temp. 35°C DB; equivalent refrigerant piping length 7.5 m with zero level reference.
2. Heating temp. 20°C, outdoor temp. 7°C DB/6°C WB; equivalent refrigerant length 7.5 m with zero level reference.
3. Sound pressure level is mesured 1 m in front of the unit and 1.3 m above the floor in a semi-anechoic chamber.

AMAZON UNITARIO III FRONT AIR DISCHARGE 2 PIPES

General Characteristics

The Amazon Unitario Front Discharge range has non-combinable external VRF units between 20 and 45 kW. The big advantage of these units is the possibility to install higher power equipments in confined spaces.

- Depending on the model, they accept up to 39 indoor units.
- It admits a 50% to 150% simultaneity index of the outdoor unit's power.
- Since it is fitted with front air discharge, it does not require much space for installation or maintenance.
- The entire range works only with Twin Rotary DC Inverter compressors and DC Inverter fans, which provides it with remarkable energy efficiency and low consumption and sound levels.
- Night mode is included as an option in order to reduce the sound level of outdoor units.
- It includes a self-addressing feature for indoor units.
- The outdoor unit includes the XYE port to communicate with the centralised control panel of indoor units.
- Up to 120 meters equivalent length between the outdoor unit and the farthest indoor unit (for further information, see the cooling distances tables).

INVERTER COMPRESSORS AND FAN

UP TO 39 INDOOR UNITS

20 / 22 / 26 / 28 / 33 / 40 / 45

R-410A REFRIGERANT | CONDENSATION CONTROL | DC INVERTER COMPRESSOR | DC INVERTER EXTERNAL FAN

→ Technical Specifications

MODEL			KMF-200 DN4	KMF-224 DN4	KMF-260 DN4	KMF-280 DN4	KMF-335 DN4	KMF-400 DN3	KMF-450 DN3
Capacity	Cooling rated	kW	20	22.4	26	28.5	33.5	40	45
	Heating rated	kW	22.5	25	18.5	31.5	37.5	40	45
	Heating rated at -7°C	kW	21.57	23.97	27.32	30.2	35.95	37.1	41.3
Cooling input rated		W	4900	6830	9630	12280	14380	11900	11100
Heating input rated		W	6590	6670	7430	7410	9080	10000	11110
Heating input rated at -7°C		W	8080	8180	9110	9090	11140	12600	14420
Energy efficiency	EER		4.08	3.28	2.7	2.32	2.33	2.65	3.32
	COP		3.41	3.75	3.83	4.25	4.13	4	4.05
	SEER		7.16	6.85	6.32	5.94	6.35	5.7	5.65
	SCOP		4.04	4.34	4.47	4.5	4.06	3.75	3.7
	COP -7°C		2.67	2.93	3	3.32	3.23	2.94	2.86
No. indoor units			17	19	22	24	29	35	39
Outdoor unit	Compressor type		Rotary Inverter	Rotary Inverter	Rotary Inverter	Rotary Inverter	Rotary Inverter	Rotary Inverter	Rotary Inverter
	No. compressor		1	1	1	1	1	2	2
	No. fans		2	2	2	2	2	2	2
	Air flow	m³/h	9000	9000	10000	11000	11300	16575	16575
	Sound pressure	dB(A)	58	58	59	60	61	62	62
	Width/height/depth	mm	1120 / 1558 / 528	1120 / 1558 / 528	1120 / 1558 / 528	1120 / 1558 / 528	1120 / 1558 / 528	1360 / 1650 / 540	1460 / 1650 / 540
	Net weight	kg	143	143	144	144	157	250	280
	Power supply	V/ph/Hz	380-415/3/50	380-415/3/50	380-415/3/50	380-415/3/50	380-415/3/50	380-415/3/50	380-415/3/50
	Power wiring	mm²	(4+T)x6	(4+T)x6	(4+T)x6	(4+T)x6	(4+T)x10	(4+T)x10	(4+T)x16
Shielded communication wiring		mm²	3x0.75	3x0.75	3x0.75	3x0.75	3x0.75	3x0.75	3x0.75
Refrigerant	Type refrigerant		R-410A	R-410A	R-410A	R-410A	R-410A	R-410A	R-410A
	Refrigerant charge	kg	6.5	6.5	6.5	6.5	8	9	12
	Liquid/gas pipe diameter	inch	3/8" / 3/4"	3/8" / 3/4"	3/8" / 7/8"	3/8" / 7/8"	1/2" / 1"	1/2" / 7/8"	1/2" / 1"
Working range	Outdoor ambient temperature for cooling min./max.	°C	-5°C / 48°C	-5°C / 48°C	-5°C / 48°C	-5°C / 48°C	-5°C / 48°C	-15°C / 48°C	-15°C / 48°C
	Outdoor ambient temperature for heating min./max.	°C	-20°C / 24°C	-20°C / 24°C	-20°C / 24°C	-20°C / 24°C	-20°C / 24°C	-15°C / 24°C	-15°C / 24°C
Communication protocol			s6	s6	s6	s6	s6	s4+	s4+

ACCESSORIES	
Branch pipes	KCMI 112 (FRG100+FRG200)
Branch pipes	KCMI 212 (FRG100+FRG300)

NOTES:

1. Cooling temp. 27°C DB/19°C WB, outdoor temp. 35°C DB; equivalent refrigerant piping length 7.5 m with zero level reference.
2. Heating temp. 20°C, outdoor temp. 7°C DB/6°C WB; equivalent refrigerant length 7.5 m with zero level reference.
3. Sound pressure level is mesured 1 m in front of the unit and 1.3 m above the floor in a semi-anechoic chamber.

AMAZON UNITARIO TOP DISCHARGE 2 PIPES

General Characteristics

Direct-expansion system for 2 air-condensed pipes designed for 28 to 90 kW cooling power units. It is ideal for air-conditioning large spaces that require the creation of atmospheres with different temperatures.

- Individual (non-combinable) outdoor units with capacity ranging from 10 to 32 HP. This system is able to combine between 24 and 64 indoor units.
- It admits a 50% to 150% simultaneity index of the outdoor unit's power.
- Fitted with a top air discharge system, this range is able to make air circulates through the condensation system thanks to the 60 Pa available pressure supplied by its DC Inverter fan.
- Night mode is included as an option in order to reduce the sound level of outdoor unit.
- This range is equipped with high capacity EVI Scroll DC Inverter compressors and environmentally friendly R-410A refrigerant. These features make these unit even more efficient than previous models.
- Up to 200 meters equivalent length between the outdoor unit and the farthest indoor unit (for further information, see the cooling distances tables).
- In the major part of the range they include a gas-to-gas heat exchanger. When the units work in cooling mode, it improves refrigerant subcooling; when it is in heating mode, it improves units' performance by enhanced vapor injection.
- Delta-shaped heat exchanger; it enhances subcooling values up to 12°C and improves the exchanger's efficiency.

FULL DC INVERTER

NON-COMBINABLE SYSTEMS

10 / 12

14 / 16 / 18 / 20 / 22

R-410A REFRIGERANT | CONDENSATION CONTROL | DC INVERTER COMPRESSOR | DC INVERTER EXTERNAL FAN

→ Technical Specifications

MODEL			K2UF-280 DN4 S	K2UF-335 DN4 S	K2UF-400 DN4 S	K2UF-450 DN4 S
Capacity		HP	10	12	14	16
Capacity	Cooling rated	kW	28	33.5	40	45
	Heating rated	kW	31.5	37.5	45	50
	Heating rated at -7°C	kW	26.84	32.12	38.35	43.14
Cooling input rated		W	6700	8900	10960	12860
Heating input rated		W	6910	9130	11230	12890
Heating input rated at -7°C		W	6730	9330	11410	12070
Energy efficiency	EER		3.92	3.75	3.65	3.5
	COP		4.56	4.11	3.88	3.8
	SEER		7.45	7.2	6.1	5.9
	SCOP		4	4.41	4.2	4.2
	COP -7°C		3.99	3.44	3.36	3.57
No. indoor units			24	29	35	39
Outdoor unit	Compressor type		Scroll Inverter	Scroll Inverter	Scroll Inverter	Scroll Inverter
	No. compressor		1	1	1	1
	No. fans		1	1	1	1
	Air flow	m³/h	11000	11000	13000	13000
	Sound pressure	dB(A)	58	60	62	65
	Sound power level	dB(A)	78	81	85	88
	Width/height/depth	mm	990 / 1635 / 790	990 / 1635 / 790	1340 / 1635 / 850	1340 / 1635 / 850
	Net weight	kg	227	227	277	277
	Power supply	V/ph/Hz	380-415/3/50	380-415/3/50	380-415/3/50	380-415/3/50
	Power wiring	mm²	(4+T)x4	(4+T)x6	(4+T)x10	(4+T)x16
Shielded communication wiring		mm²	3x0.75	3x0.75	3x0.75	3x0.75
Refrigerant	Type refrigerant		R-410A	R-410A	R-410A	R-410A
	Refrigerant charge	kg	11	11	13	13
	Liquid/gas pipe diameter	inch	1/2" / 1"	5/8" / 1 1/8"	5/8" / 1 1/4"	5/8" / 1 1/4"
Working range	Outdoor ambient temperature for cooling min./max.	°C	-5°C / 48°C	-5°C / 48°C	-5°C / 48°C	-5°C / 48°C
	Outdoor ambient temperature for heating min./max.	°C	-23°C / 24°C	-23°C / 24°C	-23°C / 24°C	-23°C / 24°C
Communication protocol			s6	s6	s6	s6

ACCESSORIES	
Branch pipes	KCMI 112 (FRG100+FRG200)
Branch pipes	KCMI 212 (FRG100+FRG300)
Branch pipes	KCMI 312 (FRG200+FRG300)
Branch pipes	KCMI 412 (FRG200+FRG400)
Branch pipes	KCMI 512 (FRG300+FRG500)

NOTES:

1. Cooling temp. 27°C DB/19°C WB, outdoor temp. 35°C DB; equivalent refrigerant piping length 7.5 m with zero level reference.
2. Heating temp. 20°C, outdoor temp. 7°C DB/6°C WB; equivalent refrigerant length 7.5 m with zero level reference.
3. Sound pressure level is mesured 1 m in front of the unit and 1.3 m above the floor in a semi-anechoic chamber.

AMAZON UNITARIO TOP DISCHARGE 2 PIPES

→ Technical Specifications

MODEL			K2UF-500 DN4 S	K2UF-560 DN4 S	K2UF-615 DN4 S	K2UF-670 DN4 S
Capacity		HP	18	20	22	24
Capacity	Cooling rated	kW	50	56	61.5	67
	Heating rated	kW	56	63	69	75
	Heating rated at -7°C	kW	47.94	53.69	58.96	64.23
Cooling input rated		W	14710	16000	20160	21610
Heating input rated		W	14720	16610	20830	20910
Heating input rated at -7°C		W	14960	16950	21550	20550
Energy efficiency	EER		3.4	3.5	3.05	3.1
	COP		3.8	3.79	3.31	3.59
	SEER		6.8	6.45	6.25	6.84
	SCOP		3.65	3.65	3.65	3.7
	COP -7°C		3.2	3.17	2.74	3.13
No. indoor units			44	49	54	59
Outdoor unit	Compressor type		Scroll Inverter	Scroll Inverter	Scroll Inverter	Scroll Inverter
	No. compressor		1	2	2	2
	No. fans		1	2	2	2
	Air flow	m³/h	13000	17000	17000	25000
	Sound pressure	dB(A)	65	66	66	67
	Sound power level	dB(A)	88	88	88	89
	Width/height/depth	mm	1340 / 1635 / 850	1340 / 1635 / 825	1340 / 1635 / 825	1730 / 1830 / 850
	Net weight	kg	295	344	344	407
	Power supply	V/ph/Hz	380-415/3/50	380-415/3/50	380-415/3/50	380-415/3/50
	Power wiring	mm²	(4+T)x16	(4+T)x16	(4+T)x16	(4+T)x25
Shielded communication wiring		mm²	3x0.75	3x0.75	3x0.75	3x0.75
Refrigerant	Type refrigerant		R-410A	R-410A	R-410A	R-410A
	Refrigerant charge	kg	13	17	17	22
	Liquid/gas pipe diameter	inch	3/4" / 11/4"	3/4" / 11/4"	3/4" / 11/4"	3/4" / 11/4"
Working range	Outdoor ambient temperature for cooling min./max.	°C	-5°C / 48°C	-5°C / 48°C	-5°C / 48°C	-5°C / 48°C
	Outdoor ambient temperature for heating min./max.	°C	-23°C / 24°C	-23°C / 24°C	-23°C / 24°C	-23°C / 24°C
Communication protocol			s6	s6	s6	s6

ACCESSORIES	
Branch pipes	KCMI 112 (FRG100+FRG200)
Branch pipes	KCMI 212 (FRG100+FRG300)
Branch pipes	KCMI 312 (FRG200+FRG300)
Branch pipes	KCMI 412 (FRG200+FRG400)
Branch pipes	KCMI 512 (FRG300+FRG500)

NOTES:

1. Cooling temp. 27°C DB/19°C WB, outdoor temp. 35°C DB; equivalent refrigerant piping length 7.5 m with zero level reference.
2. Heating temp. 20°C, outdoor temp. 7°C DB/6°C WB; equivalent refrigerant length 7.5 m with zero level reference.
3. Sound pressure level is mesured 1 m in front of the unit and 1.3 m above the floor in a semi-anechoic chamber.

R-410A REFRIGERANT | CONDENSATION CONTROL | DC INVERTER COMPRESSOR | DC INVERTER EXTERNAL FAN

→ Technical Specifications

MODEL			K2UF-730 DN4 S	K2UF-785 DN4 S	K2UF-850 DN4 S	K2UF-900 DN4 S
Capacity		HP	26	28	30	32
Capacity	Cooling rated	kW	73	78.5	85	90
	Heating rated	kW	81.5	87.5	95	100
	Heating rated at -7°C	kW	69.99	75.26	81.49	86.29
Cooling input rated		W	21470	24920	28330	32140
Heating input rated		W	22230	27530	29370	31580
Heating input rated at -7°C		W	22100	26750	29780	32470
Energy efficiency	EER		3.4	3.15	3	2.8
	COP		3.67	3.18	3.24	3.17
	SEER		6.49	6.2	6.05	5.87
	SCOP		3.7	3.7	3.75	3.75
	COP -7°C		3.17	2.81	2.74	2.66
No. indoor units			64	64	64	64
Outdoor unit	Compressor type		Scroll Inverter	Scroll Inverter	Scroll Inverter	Scroll Inverter
	No. compressor		2	2	2	2
	No. fans		2	2	2	2
	Air flow	m³/h	25000	25000	24000	24000
	Sound pressure	dB(A)	68	68	68	68
	Sound power level	dB(A)	90	90	90	90
	Width/height/depth	mm	1730 / 1830 / 850	1730 / 1830 / 850	1730 / 1830 / 850	1730 / 1830 / 850
	Net weight	kg	429	429	475	475
	Power supply	V/ph/Hz	380-415/3/50	380-415/3/50	380-415/3/50	380-415/3/50
	Power wiring	mm²	(4+T)x25	(4+T)x25	(4+T)x25	(4+T)x25
Shielded communication wiring		mm²	3x0.75	3x0.75	3x0.75	3x0.75
Refrigerant	Type refrigerant		R-410A	R-410A	R-410A	R-410A
	Refrigerant charge	kg	22	22	25	25
	Liquid/gas pipe diameter	inch	7/8" / 11/4"	7/8" / 11/4"	7/8" / 11/2"	7/8" / 11/2"
Working range	Outdoor ambient temperature for cooling min./max.	°C	-5°C / 48°C	-5°C / 48°C	-5°C / 48°C	-5°C / 48°C
	Outdoor ambient temperature for heating min./max.	°C	-23°C / 24°C	-23°C / 24°C	-23°C / 24°C	-23°C / 24°C
Communication protocol			s6	s6	s6	s6

ACCESSORIES	
Branch pipes	KCMI 112 (FRG100+FRG200)
Branch pipes	KCMI 212 (FRG100+FRG300)
Branch pipes	KCMI 312 (FRG200+FRG300)
Branch pipes	KCMI 412 (FRG200+FRG400)
Branch pipes	KCMI 512 (FRG300+FRG500)

NOTES:

1. Cooling temp. 27°C DB/19°C WB, outdoor temp. 35°C DB; equivalent refrigerant piping length 7.5 m with zero level reference.
2. Heating temp. 20°C, outdoor temp. 7°C DB/6°C WB; equivalent refrigerant length 7.5 m with zero level reference.
3. Sound pressure level is mesured 1 m in front of the unit and 1.3 m above the floor in a semi-anechoic chamber.

AMAZON V TOP DISCHARGE 2 PIPES

General Characteristics

Direct-expansion system for 2 pipes air-condensed units from 25.2 to 270 kW cooling power. Ideal for meeting the needs in medium and large industrial environments.

- This range is equipped with high capacity Scroll DC Inverter compressors and environmentally friendly R-410A refrigerant. These features make these units even more efficient than previous models.
- The design of the fan's blades and protection grille reduces sound levels and increase airflow.
- Modular design with the option of combining the 13 individual modules (8-10-12-14-16-18-20-22-24-26-28-30 and 32 HP) up to 96 HP (3 modules maximum).
- Standard automatic redundancy between modules. It balances and extends the working life of the compressors of each module, whether of the Master unit or any of the Slaves.
- They allow for combinations containing up to 64 indoor units.
- It admits a 50% to 150% simultaneity index of the outdoor unit's power.
- Fitted with a top air discharge system, this range is able to make air circulates through the condensation system thanks to the 60 Pa available pressure supplied by its DC Inverter fan.
- Delta-shaped heat exchanger; it enhances subcooling values up to 18°C and improves the exchanger's efficiency.
- Up to 200 meters equivalent length between the outdoor unit and the farthest indoor unit (for further information, see the cooling distances tables).

FULL DC INVERTER

UP TO 64 INDOOR UNITS

8 / 10 / 12

14 / 16 / 18 / 20 / 22

R-410A REFRIGERANT | MODULAR | CONDENSATION CONTROL | DC INVERTER COMPRESSOR | DC INVERTER EXTERNAL FAN

→ Technical Specifications

MODEL			K2F-252 DN5S	K2F-280 DN5S	K2F-335 DN5S	K2F-400 DN5S	K2F-450 DN5S
Capacity		HP	8	10	12	14	16
Capacity	Cooling rated	kW	25.2	28	33.5	40	45
	Heating rated	kW	27	31.5	37.5	45	50
	Heating rated at -7°C	kW	24.16	26.84	32.12	38.35	43.14
Cooling input rated		W	5310	6290	8700	9880	12000
Heating input rated		W	5390	6540	7880	10270	11760
Heating input rated at -7°C		W	5620	6350	8060	10449	11020
Energy efficiency	EER		4.25	4.15	3.85	4.05	3.75
	COP		5.01	4.82	4.76	4.38	4.25
	SEER		7.7	7.54	7.28	6.22	5.98
	SCOP		4.11	4.11	4.51	4.31	4.31
	COP -7°C		4.3	4.23	3.99	3.67	3.91
No. indoor units			22	24	29	35	39
Outdoor unit	Compressor type		Scroll Inverter	Scroll Inverter	Scroll Inverter	Scroll Inverter	Scroll Inverter
	No. compressor		1	1	1	1	1
	No. fans		1	1	1	1	1
	Air flow	m³/h	11000	11000	11000	13000	13000
	Static pressure	Pa	60	60	60	60	60
	Sound pressure	dB(A)	58	58	60	62	65
	Sound power level	dB(A)	78	78	81	85	88
	Width/height/depth	mm	990 / 1635 / 790	990 / 1635 / 790	990 / 1635 / 790	1340 / 1635 / 850	1340 / 1635 / 850
	Net weight	kg	227	227	227	277	277
	Power supply	V/ph/Hz	380-415/3/50	380-415/3/50	380-415/3/50	380-415/3/50	380-415/3/50
	Power wiring	mm²	(4+T)x2.5	(4+T)x4	(4+T)x6	(4+T)x10	(4+T)x16
Shielded communication wiring		mm²	3x0.75	3x0.75	3x0.75	3x0.75	3x0.75
Refrigerant	Type refrigerant		R-410A	R-410A	R-410A	R-410A	R-410A
	Refrigerant charge	kg	11	11	11	13	13
	Liquid/gas pipe diameter	inch	1/2" / 1"	1/2" / 1"	5/8" / 1 1/8"	5/8" / 1 1/4"	5/8" / 1 1/4"
Working range	Outdoor ambient temperature for cooling min./max.	°C	-5°C / 48°C	-5°C / 48°C	-5°C / 48°C	-5°C / 48°C	-5°C / 48°C
	Outdoor ambient temperature for heating min./max.	°C	-23°C / 24°C	-23°C / 24°C	-23°C / 24°C	-23°C / 24°C	-23°C / 24°C
Communication protocol			s6	s6	s6	s6	s6

ACCESSORIES	
Branch pipes	KCMI 112 (FRG100+FRG200)
Branch pipes	KCMI 212 (FRG100+FRG300)
Branch pipes	KCMI 312 (FRG200+FRG300)
Branch pipes	KCMI 412 (FRG200+FRG400)
Branch pipes	KCMI 512 (FRG300+FRG500)
Outdoor modules T-type branch pipes	KCME 12.6
Outdoor modules T-type branch pipes	KCME 13.6

NOTES:

1. Cooling temp. 27°C DB/19°C WB, outdoor temp. 35°C DB; equivalent refrigerant piping length 7.5 m with zero level reference.
2. Heating temp. 20°C, outdoor temp. 7°C DB/6°C WB; equivalent refrigerant length 7.5 m with zero level reference.
3. Sound pressure level is mesured 1 m in front of the unit and 1.3 m above the floor in a semi-anechoic chamber.

AMAZON V TOP DISCHARGE 2 PIPES

→ Technical Specifications

MODEL			K2F-500 DN5S	K2F-560 DN5S	K2F-615 DN5S	K2F-670 DN5S
Capacity		HP	18	20	22	24
Capacity	Cooling rated	kW	50	56	61.5	67
	Heating rated	kW	56	63	69	75
	Heating rated at -7°C	kW	47.94	53.69	58.96	64.23
Cooling input rated		W	12500	15140	18360	18110
Heating input rated		W	12840	15290	17780	18560
Heating input rated at -7°C		W	13050	15610	18400	18260
Energy efficiency	EER		4	3.7	3.35	3.8
	COP		4.36	4.12	3.88	4.04
	SEER		6.85	6.54	6.35	7
	SCOP		3.8	3.8	3.8	3.86
	COP -7°C		3.67	3.44	3.2	3.52
No. indoor units			44	49	54	59
Outdoor unit	Compressor type		Scroll Inverter	Scroll Inverter	Scroll Inverter	Scroll Inverter
	No. compressor		2	2	2	2
	No. fans		2	2	2	2
	Air flow	m³/h	17000	17000	17000	25000
	Static pressure	Pa	60	60	60	60
	Sound pressure	dB(A)	65	66	66	67
	Sound power level	dB(A)	88	88	88	89
	Width/height/depth	mm	1340 / 1635 / 825	1340 / 1635 / 825	1340 / 1635 / 825	1730 / 1830 / 850
	Net weight	kg	348	348	348	430
	Power supply	V/ph/Hz	380-415/3/50	380-415/3/50	380-415/3/50	380-415/3/50
	Power wiring	mm²	(4+T)x16	(4+T)x16	(4+T)x16	(4+T)x25
Shielded communication wiring		mm²	3x0.75	3x0.75	3x0.75	3x0.75
Refrigerant	Type refrigerant		R-410A	R-410A	R-410A	R-410A
	Refrigerant charge	kg	17	17	17	22
	Liquid/gas pipe diameter	inch	3/4" / 11/4"	3/4" / 11/4"	3/4" / 11/4"	3/4" / 11/4"
Working range	Outdoor ambient temperature for cooling min./max.	°C	-5°C / 48°C	-5°C / 48°C	-5°C / 48°C	-5°C / 48°C
	Outdoor ambient temperature for heating min./max.	°C	-23°C / 24°C	-23°C / 24°C	-23°C / 24°C	-23°C / 24°C
Communication protocol			s6	s6	s6	s6

ACCESSORIES	
Branch pipes	KCMI 112 (FRG100+FRG200)
Branch pipes	KCMI 212 (FRG100+FRG300)
Branch pipes	KCMI 312 (FRG200+FRG300)
Branch pipes	KCMI 412 (FRG200+FRG400)
Branch pipes	KCMI 512 (FRG300+FRG500)
Outdoor modules T-type branch pipes	KCME 12.6
Outdoor modules T-type branch pipes	KCME 13.6

NOTES:

1. Cooling temp. 27°C DB/19°C WB, outdoor temp. 35°C DB; equivalent refrigerant piping length 7.5 m with zero level reference.
2. Heating temp. 20°C, outdoor temp. 7°C DB/6°C WB; equivalent refrigerant length 7.5 m with zero level reference.
3. Sound pressure level is mesured 1 m in front of the unit and 1.3 m above the floor in a semi-anechoic chamber.

R-410A REFRIGERANT | MODULAR | CONDENSATION CONTROL | DC INVERTER COMPRESSOR | DC INVERTER EXTERNAL FAN

→ Technical Specifications

MODEL			K2F-730 DN5S	K2F-785 DN5S	K2F-850 DN5S	K2F-900 DN5S
Capacity		HP	26	28	30	32
Capacity	Cooling rated	kW	73	78.5	85	90
	Heating rated	kW	81.5	87.5	95	100
	Heating rated at -7°C	kW	69.99	75.26	81.49	86.29
Cooling input rated		W	20860	24150	24420	31030
Heating input rated		W	21680	26040	27780	30670
Heating input rated at -7°C		W	21580	25340	28170	31540
Energy efficiency	EER		3.5	3.25	3.1	2.9
	COP		3.76	3.36	3.42	3.26
	SEER		6.51	6.22	6.1	5.9
	SCOP		3.86	3.86	3.84	3.84
	COP -7°C		3.24	2.97	2.89	2.74
No. indoor units			64	64	64	64
Outdoor unit	Compressor type		Scroll Inverter	Scroll Inverter	Scroll Inverter	Scroll Inverter
	No. compressor		2	2	2	2
	No. fans		2	2	2	2
	Air flow	m³/h	25000	25000	24000	24000
	Static pressure	Pa	60	60	60	60
	Sound pressure	dB(A)	68	68	68	68
	Sound power level	dB(A)	90	90	90	90
	Width/height/depth	mm	1730 / 1830 / 850	1730 / 1830 / 850	1730 / 1830 / 850	1730 / 1830 / 850
	Net weight	kg	430	430	475	475
	Power supply	V/ph/Hz	380-415/3/50	380-415/3/50	380-415/3/50	380-415/3/50
	Power wiring	mm²	(4+T)x25	(4+T)x25	(4+T)x25	(4+T)x25
Shielded communication wiring		mm²	3x0.75	3x0.75	3x0.75	3x0.75
Refrigerant	Type refrigerant		R-410A	R-410A	R-410A	R-410A
	Refrigerant charge	kg	22	22	25	25
	Liquid/gas pipe diameter	inch	7/8" / 11/2"	7/8" / 11/2"	7/8" / 11/2"	7/8" / 11/2"
Working range	Outdoor ambient temperature for cooling min./max.	°C	-5°C / 48°C	-5°C / 48°C	-5°C / 48°C	-5°C / 48°C
	Outdoor ambient temperature for heating min./max.	°C	-23°C / 24°C	-23°C / 24°C	-23°C / 24°C	-23°C / 24°C
Communication protocol			s6	s6	s6	s6

ACCESSORIES	
Branch pipes	KCMI 112 (FRG100+FRG200)
Branch pipes	KCMI 212 (FRG100+FRG300)
Branch pipes	KCMI 312 (FRG200+FRG300)
Branch pipes	KCMI 412 (FRG200+FRG400)
Branch pipes	KCMI 512 (FRG300+FRG500)
Outdoor modules T-type branch pipes	KCME 12.6
Outdoor modules T-type branch pipes	KCME 13.6

NOTES:

1. Cooling temp. 27°C DB/19°C WB, outdoor temp. 35°C DB; equivalent refrigerant piping length 7.5 m with zero level reference.
2. Heating temp. 20°C, outdoor temp. 7°C DB/6°C WB; equivalent refrigerant length 7.5 m with zero level reference.
3. Sound pressure level is mesured 1 m in front of the unit and 1.3 m above the floor in a semi-anechoic chamber.

AMAZON W

→ General Characteristics

Direct-expansion system for 2 pipes water-condensed units from 28 to 100.5 kW cooling power units. Ideal for meeting the needs in medium and large industrial environments.

- This range is equipped with high capacity Scroll DC Inverter compressors and environmentally friendly R-410A refrigerant. These features make these units a very efficient product.
- Modular design with the option of combining the 2 individual modules (10-12 HP) up to 36 HP (3 modules maximum).
- Shell and tube heat exchanger and highly-efficient cross airflow.
- Standard automatic redundancy between modules. It balances and extends the working life of the compressors of each module, whether of the Master unit or any of the Slaves.
- They allow for combinations containing up to 64 indoor units.
- It admits a 50% to 150% simultaneity index of the outdoor unit's power.
- Because of the lack of fans, this system is more efficient than air-condensed systems and provides low consumption and sound levels.
- Compared to previous air-condensed outdoor units, this outdoor unit is more compact and lightweight and provides a significant reduction in weight, area and volume.
- Up to 150 meters equivalent length between the outdoor unit and the farthest indoor unit (for further information, see the cooling distances tables).

CONDENSED BY WATER

UP TO 64 INDOOR UNITS

28 / 33

R-410A REFRIGERANT · MODULAR · DC INVERTER COMPRESSOR

→ Technical Specifications

MODEL			K2F-280 DN3W	K2F-335 DN3W
Capacity		HP	10	12
Capacity	Cooling rated	kW	28	33.5
	Heating rated	kW	31.5	37.5
Cooling input rated		W	6100	8000
Heating input rated		W	5800	7800
Energy efficiency	EER		4.59	4.19
	COP		5.4	4.81
No. indoor units			24	29
Outdoor unit	Compressor type		Scroll Inverter	Scroll Inverter
	No. compressor		1	1
	Sound pressure	dB(A)	52	52
	Width/height/depth	mm	780 / 1000 / 550	780 / 1000 / 550
	Net weight	kg	146	147
	Power supply	V/ph/Hz	380-415/3/50	380-415/3/50
	Power wiring	mm²	(4+T)x4	(4+T)x6
Shielded communication wiring		mm²	3x0.75	3x0.75
Refrigerant	Type refrigerant		R-410A	R-410A
	Refrigerant charge	kg	2	2
	Liquid/gas pipe diameter	inch	1/2" / 1"	5/8" / 1 1/4"
	Oil balance pipe diameter	inch	1/4"	1/4"
Hydraulic system	Water flow rated	m³/h	6	7.2
	Exchanger type		Pipe in pipe	Pipe in pipe
	Load loss	kPa	40	48
	Water pressure max.	Pa	1980000	1980000
	Water pipe connections inlet/outlet water	inch	1 1/4"	1 1/4"
Working range	Water inlet temperature min./max.	°C	7°C / 45°C	7°C / 45°C
Communication protocol			s4+	s4+

ACCESSORIES	
Branch pipes	KCMI 112 (FRG100+FRG200)
Branch pipes	KCMI 212 (FRG100+FRG300)
Branch pipes	KCMI 312 (FRG200+FRG300)
Branch pipes	KCMI 412 (FRG200+FRG400)
Branch pipes	KCMI 512 (FRG300+FRG500)
Outdoor modules T-type branch pipes	KCME 12
Outdoor modules T-type branch pipes	KCME 13
Outdoor modules T-type branch pipes	KCME 14

NOTES:

1. Cooling temp. 27°C DB/19°C WB, outdoor temp. 35°C DB; equivalent refrigerant piping length 7.5 m with zero level reference.
2. Heating temp. 20°C, outdoor temp. 7°C DB/6°C WB; equivalent refrigerant length 7.5 m with zero level reference.
3. Sound pressure level is mesured 1 m in front of the unit and 1.3 m above the floor in a semi-anechoic chamber.

AMAZON IV HR 3 PIPES

NEW

General Characteristics

Direct-expansion system for 3 pipes air-condensed units from 25.2 kW to 150 kW cooling power. Ideal for meeting the needs in medium and large industrial environments.

- High capacity EVI compresor by Hitachi and ecological R-410A refrigerant.
- Modular design with the option of combining the 5 individual modules (8-10-12-14 and 16 HP) up to 64 HP (4 modules maximum).
- Standard automatic redundancy between modules. It balances and extends the working life of the compressors of each module, whether of the Master unit or any of the Slaves.
- They allow for combinations containing up to 64 indoor units.
- It admits up to 200% simultaneity index of the outdoor unit's power.
- Fitted with a vertical air discharge system, this range is able to make air circulates through the condensation system thanks to the 80 Pa available pressure supplied by its DC Inverter fan.
- We can obtain SEER efficiency of up to 7.8 according to data certified by EUROVENT. (1) Under selected conditions, please check the manuals to identify them.
- The units in made thinking into an easy maintenance, you can turn off the indoor unit without shutting down the entire system. This function is useful during the maintenance period, as the remaining indoor units continue to operate.

UP TO 64 INDOOR UNITS

FULL DC INVERTER

A NEW DESIGN WITH NOISE LEVELS REDUCTION

25 / 28 / 33

40 / 45 / 50

R-410A REFRIGERANT | MODULAR | CONDENSATION CONTROL | DC INVERTER COMPRESSOR | DC INVERTER EXTERNAL FAN

→ Technical Specifications

MODEL			K3F-252 DN4S	K3F-280 DN4S	K3F-335 DN4S	K3F-400 DN4S	K3F-450 DN4S	K3F-500 DN4S
Capacity	Cooling rated	kW	22.4	28	33.5	40	45	50
	Heating rated	kW	25	31.5	37.5	45	50	56
	Heating rated at -7°C	kW	25	29.69	31.72	39.23	42.14	45.67
Cooling input rated		W	5250	7180	8640	9830	12000	13810
Heating input rated		W	4690	7120	9480	9780	12260	14770
Heating input rated at -7°C		W	7960	11400	12390	12720	14410	15610
Energy efficiency	EER		4.27	3.9	3.88	4.07	3.75	3.62
	COP		5.33	4.43	3.95	4.6	4.08	3.79
	SEER		7.72	7.56	7.3	6.7	6.67	6.88
	SCOP		4.18	4.25	4.6	4.35	4.33	4.2
	COP -7°C		3.14	2.6	2.56	3.08	2.92	2.93
No. indoor units			64	64	64	64	64	64
Outdoor unit	Compressor type		Scroll Inverter	Scroll Inverter	Scroll Inverter	Scroll Inverter	Scroll Inverter	Scroll Inverter
	No. compressor		1	1	1	1	1	1
	No. fans		1	1	1	2	2	2
	Air flow	m³/h	9000	9500	10000	14000	14900	15800
	Static pressure	Pa	80	80	80	80	80	80
	Sound pressure	dB(A)	58	58	60	61	64	65
	Sound power level	dB(A)	78	78	81	81	88	88
	Width/height/depth	mm	990 / 1635 / 790	990 / 1635 / 790	990 / 1635 / 790	1340 / 1635 / 825	1340 / 1635 / 825	1340 / 1635 / 825
	Net weight	kg	232	232	232	300	300	300
	Power supply	V/ph/Hz	380-415/3/50	380-415/3/50	380-415/3/50	380-415/3/50	380-415/3/50	380-415/3/50
	Power wiring	mm²	(4+T)x4	(4+T)x6	(4+T)x6	(4+T)x10	(4+T)x10	(4+T)x16
Shielded communication wiring		mm²	3x0.75	3x0.75	3x0.75	3x0.75	3x0.75	3x0.75
Refrigerant	Type refrigerant		R-410A	R-410A	R-410A	R-410A	R-410A	R-410A
	Refrigerant charge	kg	8	8	8	10	10	10
	Liquid pipe diameter	inch	1/2"	1/2"	1/2"	5/8"	5/8"	5/8"
	High pressure gas pipe diameter	inch	3/4"	3/4"	3/4"	7/8"	7/8"	7/8"
	Low pressure gas pipe diameter	inch	1"	1"	1"	1 1/8"	1 1/8"	1 1/8"
Working range	Outdoor ambient temperature for cooling min./max.	°C	-15°C / 52°C	-15°C / 52°C	-15°C / 52°C	-15°C / 52°C	-15°C / 52°C	-15°C / 52°C
	Outdoor ambient temperature for heating min./max.	°C	-25°C / 19°C	-25°C / 19°C	-25°C / 19°C	-25°C / 19°C	-25°C / 19°C	-25°C / 19°C
	Outdoor ambient temperature for DHW min./max.	°C	-20°C / 43°C	-20°C / 43°C	-20°C / 43°C	-20°C / 43°C	-20°C / 43°C	-20°C / 43°C
Communication protocol			s6	s6	s6	s6	s6	s6

ACCESSORIES	
Branch pipes	KCMI 113 (FRG100+FRG200+FRG200)
Branch pipes	KCMI 213 (FRG100+FRG200+FRG300)
Branch pipes	KCMI 313 (FRG200+FRG300+FRG300)
Branch pipes	KCMI 413 (FRG200+FRG300+FRG400)
Branch pipes	KCMI 513 (FRG300+FRG400+FRG500)
Outdoor modules T-type branch pipes	KCMER 32
Outdoor modules T-type branch pipes	KCMER 33

NOTES:

1. Cooling temp. 27°C DB/19°C WB, outdoor temp. 35°C DB; equivalent refrigerant piping length 7.5 m with zero level reference.
2. Heating temp. 20°C, outdoor temp. 7°C DB/6°C WB; equivalent refrigerant length 7.5 m with zero level reference.
3. Sound pressure level is mesured 1 m in front of the unit and 1.3 m above the floor in a semi-anechoic chamber.

CHANGEOVER BOXES NEW

→ General Characteristics

Thanks to the Changeover boxes, the system can provide heat and cold simultaneously, generating heat recovery in the system and therefore overall energy savings. KVBM boxes available in versions from 1 to 10 outputs, they support a maximum of 85 kW of capacity and up to 24 indoor units depending on the model. KVBM boxes are designed for high capacity ducts units (for further information, please see attached table).

COMPATIBLE ONLY WITH AMAZON IV HR 3 PIPES

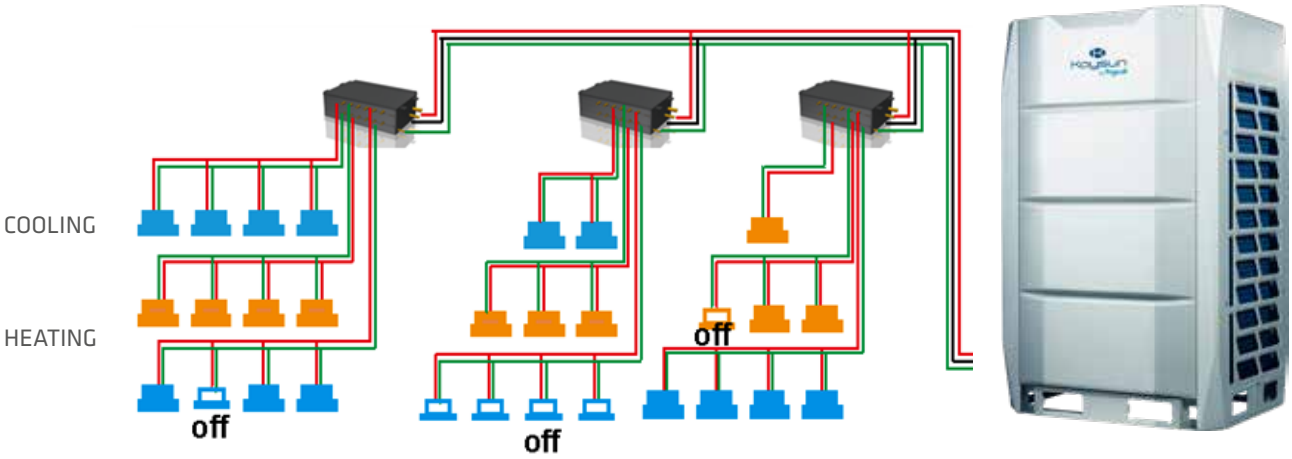

→ Technical Specifications

MODEL			KVBM-32 DN4S	KVBM-49 DN4S	KVBM-63 DN4S	KVBM-85 DN4S
Max. power per output		kW	32	16	16	16
Max. capacity per changeover box		kW	32	49	63	85
No. indoors per output			8	5	5	5
No. indoors per changeover box			8	20	30	47
No. outlets			1	4	6	10
Outdoor unit	Width/height/depth	mm	440 / 195 / 296	668 / 250 / 574	668 / 250 / 574	974 / 250 / 574
	Net weight	kg	10.5	33	36	51
	Power supply	V/ph/Hz	220-240/1/50	220-240/1/50	220-240/1/50	220-240/1/50
	Power wiring	mm²	(2+T)x2.5	(2+T)x2.5	(2+T)x2.5	(2+T)x2.5
Shielded communication wiring		mm²	3x0.75	3x0.75	3x0.75	3x0.75
Refrigerant	Liquid pipe diameter	inch	3/8" // 1/2"	3/8" // 1/2" // 5/8" 3/4"	3/8" // 1/2" // 5/8" // 3/4"	1/2" // 5/8" // 3/4" // 7/8"
	High pressure gas pipe diameter	inch	5/8" // 3/4" // 7/8"	3/4" // 7/8" // 1 1/4"	3/4" // 7/8" // 1 1/4"	7/8" // 1 1/4" // 1 3/8"
	Low pressure gas pipe diameter	inch	1/2" // 5/8" // 3/4"	5/8" // 3/4" // 7/8" // 1 1/4"	5/8" // 3/4" // 7/8" // 1 1/4"	3/4" // 7/8" // 1 1/4"
	Outlet liquid pipe diameter	inch	1/4" // 3/8"	1/4" // 3/8"	1/4" // 3/8"	1/4" // 3/8"
	Outlet gas pipe diameter	inch	1/2" // 5/8"	1/2" // 5/8"	1/2" // 5/8"	1/2" // 5/8"

The KVBM-32 DN4S can control static high-pressure units up to 28 kW.
Up to 28 kW of indoor unit power can be connected on the MS04-06-10 by combining 2 ouputs.

MEASURING
PIPELINE DIMENSIONS

MINI AMAZON III SINGLE-PHASE 2 PIPES

HOW TO CHOOSE THE BRANCH AND THE REFRIGERANT PIPELINE

1 Selection of main pipe (L1) and its relevant drifter (A)

TABLE A

CAPACITY OF OUTDOOR UNIT	TOTAL LENGTH OF LIQUID PIPE <45 M			TOTAL LENGTH OF LIQUID PIPE ≥45 M		
	PIPE DIAMETER MM (INCHES)		BRANCH	PIPE DIAMETER MM (INCHES)		BRANCH
	GAS	LIQUID		GAS	LIQUID	
From 8 kW to 14 kW	Ø15.9 (5/8")	Ø9.5 (3/8")	KCMI 112	Ø19.1 (3/4")	Ø12.7 (1/2")	KCMI 112
From 16 kW to 18 kW	Ø19.1 (3/4")	Ø9.5 (3/8")	KCMI 112	Ø22.2 (7/8")	Ø12.7 (1/2")	KCMI 212

Note: To select the main pipe, use the greater diameter between A and B.

2 Selection of main and middle pipes (L1,L2,L3,L4,L5) and their respective drifters (A,B,C)

TABLE B

CAPACITY OF UNITS CONNECTED TO DRIFTER OR OUTDOOR UNIT (X100W)	DISTANCE BETWEEN FIRST BRANCH PIPE AND THE FARTHEST INDOOR UNIT ≤20 M			DISTANCE BETWEEN FIRST BRANCH PIPE AND THE FARTHEST INDOOR UNIT ≤20 M		
	PIPE DIAMETER MM (INCHES)		BRANCH	PIPE DIAMETER MM (INCHES)		BRANCH
	GAS	LIQUID		GAS	LIQUID	
A<160	Ø15.9 (5/8")	Ø9.5 (3/8")	KCMI 112	Ø19.1 (3/4")	Ø12.7 (1/2")	KCMI 112
160≤A<230	Ø19.1 (3/4")	Ø9.5 (3/8")	KCMI 112	Ø22.2 (7/8")	Ø12.7 (1/2")	KCMI 212
230≤A<330	Ø22.2 (7/8")	Ø9.5 (3/8")	KCMI 212	Ø22.2 (7/8")	Ø12.7 (1/2")	KCMI 212

Note: The left side of this table corresponds to L1.
Intermediate pipes may not be larger than the upper pipe. L1>=L2 and L1>=L3>=L4 or L5.

A - Capacity of indoor unit/units

3 Selection of the right pipe for indoor units (a,b,c,d,e,f)

TABLE C

INDOOR UNIT TOTAL CAPACITY (X100W)	DISTANCE BETWEEN DRIFTER AND INDOOR UNIT ≤10 M		DISTANCE BETWEEN DRIFTER AND INDOOR UNIT >10 M*	
	PIPE DIAMETER MM (INCHES)		PIPE DIAMETER MM (INCHES)	
	GAS	LIQUID	GAS	LIQUID
A≤45	Ø12.7 (1/2")	Ø6.4 (1/4")	Ø15.9 (5/8")	Ø9.5 (3/8")
56≤A≤160	Ø15.9 (5/8")	Ø9.5 (3/8")	Ø19.1 (3/4")	Ø12.7 (1/2")

Note: *Applicable only when upper pipe is equal or higher than the diameter of the selected pipe

A - Capacity of indoor unit/units

Important:
Each elbow and drifter equals to a pipe of 0.5 metres.
The minimum distance between branch pipes is 0.5m.

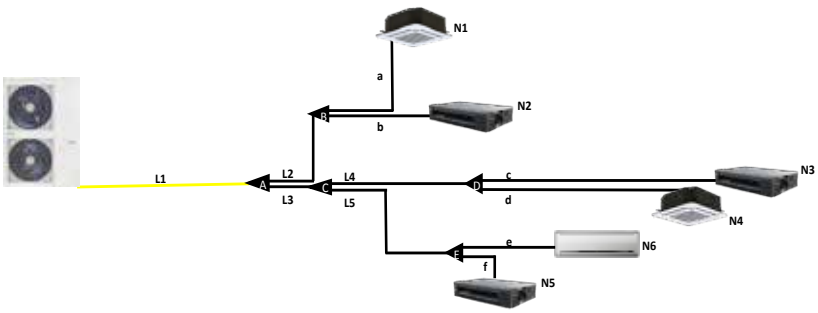

MINI AMAZON II THREE-PHASE 2 PIPES

HOW TO CHOOSE THE BRANCH AND THE REFRIGERANT PIPELINE

1 Selection of main pipe (L1) and its relevant drifter (A)

TABLE A

CAPACITY OF OUTDOOR UNIT	TOTAL LENGTH OF LIQUID PIPE <45 M			TOTAL LENGTH OF LIQUID PIPE ≥45 M		
	PIPE DIAMETER MM (INCHES)		BRANCH	PIPE DIAMETER MM (INCHES)		BRANCH
	GAS	LIQUID		GAS	LIQUID	
From 8 kW to 14 kW	Ø15.9 (5/8")	Ø9.5 (3/8")	KCMI 112	Ø19.1 (3/4")	Ø12.7 (1/2")	KCMI 112
From 16 kW to 18 kW	Ø19.1 (3/4")	Ø9.5 (3/8")	KCMI 112	Ø22.2 (7/8")	Ø12.7 (1/2")	KCMI 212

Note: To select the main pipe, use the greater diameter between A and B.

2 Selection of main and middle pipes (L1,L2,L3,L4,L5) and their respective drifters (A,B,C)

TABLE B

CAPACITY OF UNITS CONNECTED TO DRIFTER OR OUTDOOR UNIT (X100W)	DISTANCE BETWEEN FIRST BRANCH PIPE AND THE FARTHEST INDOOR UNIT ≤20 M			DISTANCE BETWEEN FIRST BRANCH PIPE AND THE FARTHEST INDOOR UNIT ≤20 M		
	PIPE DIAMETER MM (INCHES)		BRANCH	PIPE DIAMETER MM (INCHES)		BRANCH
	GAS	LIQUID		GAS	LIQUID	
A<160	Ø15.9 (5/8")	Ø9.5 (3/8")	KCMI 112	Ø19.1 (3/4")	Ø12.7 (1/2")	KCMI 112
160≤A<230	Ø19.1 (3/4")	Ø9.5 (3/8")	KCMI 112	Ø22.2 (7/8")	Ø12.7 (1/2")	KCMI 212
230≤A<330	Ø22.2 (7/8")	Ø9.5 (3/8")	KCMI 212	Ø22.2 (7/8")	Ø12.7 (1/2")	KCMI 212

Note: The left side of this table corresponds to L1.
Intermediate pipes may not be larger than the upper pipe. L1>=L2 and L1>=L3>=L4 or L5.

A - Capacity of indoor unit/units

3 Selection of the right pipe for indoor units (a,b,c,d,e,f)

TABLE C

INDOOR UNIT TOTAL CAPACITY (X100W)	DISTANCE BETWEEN DRIFTER AND INDOOR UNIT ≤10 M		DISTANCE BETWEEN DRIFTER AND INDOOR UNIT >10 M*	
	PIPE DIAMETER MM (INCHES)		PIPE DIAMETER MM (INCHES)	
	GAS	LIQUID	GAS	LIQUID
A≤45	Ø12.7 (1/2")	Ø6.4 (1/4")	Ø15.9 (5/8")	Ø9.5 (3/8")
56≤A≤160	Ø15.9 (5/8")	Ø9.5 (3/8")	Ø19.1 (3/4")	Ø12.7 (1/2")

Note: *Applicable only when upper pipe is equal or higher than the diameter of the selected pipe. L4>=c and d.

A - Capacity of indoor unit/units

Important:
Each elbow and drifter equals to a pipe of 0.5 metres.
The minimum distance between branch pipes is 0.5m.

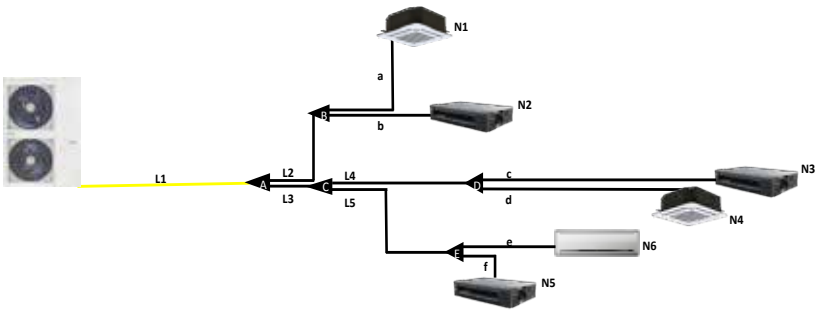

AMAZON UNITARIO III FRONT AIR DISCHARGE (FROM 20 TO 33.5 KW) 2 PIPES

HOW TO CHOOSE THE BRANCH AND THE REFRIGERANT PIPELINE

1 Selection of main pipe (L1) and its relevant drifter (A)

TABLE A

CAPACITY OF OUTDOOR UNIT	TOTAL LENGTH OF LIQUID PIPE <90 M			TOTAL LENGTH OF LIQUID PIPE ≥90 M		
	PIPE DIAMETER MM (INCHES)		BRANCH	PIPE DIAMETER MM (INCHES)		BRANCH
	GAS	LIQUID		GAS	LIQUID	
20 kW to 22.4 kW	Ø22.2 (7/8")	Ø9.5 (3/8")	KCMI 212	Ø25.4 (1")	Ø12.7 (1/2")	KCMI 212
26 kW to 28 kW	Ø22.2 (7/8")	Ø9.5 (3/8")	KCMI 212	Ø25.4 (1")	Ø12.7 (1/2")	KCMI 212
33.5 kW	Ø25.4 (1")	Ø12.7 (1/2")	KCMI 212	Ø25.4 (1")	Ø12.7 (1/2")	KCMI 212

2 Selection of main and middle pipes (L1,L2,L3,L4,L5) and their respective branches (A,B,C)

TABLE B

CAPACITY OF UNITS CONNECTED TO DRIFTER OR OUTDOOR UNIT (X100W)	DISTANCE BETWEEN FIRST BRANCH PIPE AND THE FARTHEST INDOOR UNIT ≤20 M		
	PIPE DIAMETER MM (INCHES)		BRANCH
	GAS	LIQUID	
A<166	Ø15.9 (5/8")	Ø9.5 (3/8")	KCMI 112
166≤A<230	Ø19.1 (3/4")	Ø9.5 (3/8")	KCMI 112
230≤A<330	Ø22.2 (7/8")	Ø9.5 (3/8")	KCMI 212
330≤A<460	Ø25.4 (1")	Ø12.7 (1/2")	KCMI 312
460≤A<660	Ø28.6 (1"-1/8)	Ø15.9 (5/8")	KCMI 312

Note: The left side of this table corresponds to L1.
Intermediate pipes may not be larger than the upper pipe. L1>=L2 and L1>=L3>=L4 or L5.

A - Capacity of indoor unit/units

3 Selection of the right pipe for indoor units (a,b,c,d,e,f)

TABLE C

INDOOR UNIT TOTAL CAPACITY (X100W)	DISTANCE BETWEEN FIRST BRANCH PIPE AND THE FARTHEST INDOOR UNIT ≤10 M	
	PIPE DIAMETER MM (INCHES)	
	GAS	LIQUID
A≤45	Ø12.7 (1/2")	Ø6.4 (1/4")
56≤A	Ø15.9 (5/8")	Ø9.5 (3/8")

Note: *Applicable only when upper pipe is equal or higher than the diameter of the selected pipe.

A - Capacity of indoor unit/units

Important:
Each elbow and drifter equals to a pipe of 0.5 metres.
The minimum distance between branch pipes is 0.5m.

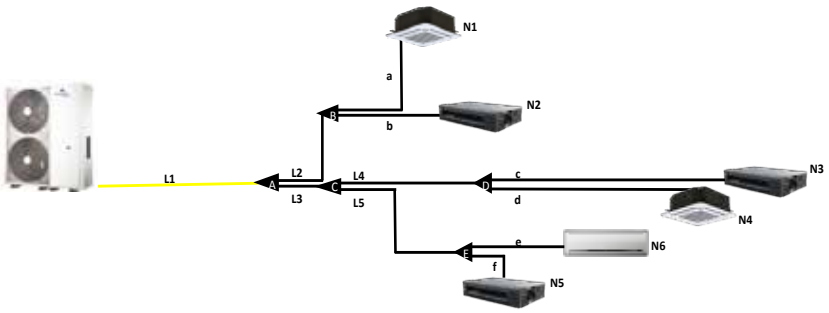

AMAZON UNITARIO FRONT AIR DISCHARGE (FROM 40 TO 45 KW) 2 PIPES

HOW TO CHOOSE THE BRANCH AND THE REFRIGERANT PIPELINE

1 Selection of main pipe (L1) and its relevant drifter (A)

TABLE A

CAPACITY OF OUTDOOR UNIT	TOTAL LENGTH OF LIQUID PIPE <45 M			TOTAL LENGTH OF LIQUID PIPE ≥45 M		
	PIPE DIAMETER MM (INCHES)		BRANCH	PIPE DIAMETER MM (INCHES)		BRANCH
	GAS	LIQUID		GAS	LIQUID	
40 kW	Ø25.4 (1")	Ø12.7 (1/2")	KCMI 312	Ø28.6 (1"-1/8)	Ø15.9 (5/8")	KCMI 312
45 kW	Ø25.4 (1")	Ø12.7 (1/2")	KCMI 312	Ø28.6 (1"-1/8)	Ø15.9 (5/8")	KCMI 312

Note: To select the main pipe, use the greater diameter between A and B.

2 Selection of main and middle pipes (L1,L2,L3,L4,L5) and their respective branches (A,B,C)

TABLE B

CAPACITY OF UNITS CONNECTED TO DRIFTER OR OUTDOOR UNIT (X100W)	DISTANCE BETWEEN FIRST BRANCH PIPE AND THE FARTHEST INDOOR UNIT ≤20 M			DISTANCE BETWEEN FIRST BRANCH PIPE AND THE FARTHEST INDOOR UNIT ≤20 M		
	PIPE DIAMETER MM (INCHES)		BRANCH	PIPE DIAMETER MM (INCHES)		BRANCH
	GAS	LIQUID		GAS	LIQUID	
A<166	Ø15.9 (5/8")	Ø9.5 (3/8")	KCMI 112	Ø19.1 (3/4")	Ø12.7 (1/2")	KCMI 112
166≤A<230	Ø19.1 (3/4")	Ø9.5 (3/8")	KCMI 112	Ø22.2 (7/8")	Ø12.7 (1/2")	KCMI 212
230≤A<330	Ø22.2 (7/8")	Ø9.5 (3/8")	KCMI 212	Ø25.4 (1")	Ø12.7 (1/2")	KCMI 312
330≤A<460	Ø25.4 (1")	Ø12.7 (1/2")	KCMI 312	Ø28.6 (1"-1/8)	Ø15.9 (5/8")	KCMI 312
460≤A<660	Ø28.6 (1"-1/8)	Ø15.9 (5/8")	KCMI 312	Ø28.6 (1"-1/8)	Ø15.9 (5/8")	KCMI 312

Note: The left side of this table corresponds to L1.
Intermediate pipes may not be larger than the upper pipe. L1>=L2 and L1>=L3>=L4 or L5

A - Capacity of indoor unit/units

3 Selection of the right pipe for indoor units (a,b,c,d,e,f)

TABLE C

INDOOR UNIT TOTAL CAPACITY (X100W)	DISTANCE BETWEEN DRIFTER AND INDOOR UNIT ≤10 M		DISTANCE BETWEEN DRIFTER AND INDOOR UNIT >10 M*	
	PIPE DIAMETER MM (INCHES)		PIPE DIAMETER MM (INCHES)	
	GAS	LIQUID	GAS	LIQUID
A≤45	Ø12.7 (1/2")	Ø6.4 (1/4")	Ø15.9 (5/8")	Ø9.5 (3/8")
56≤A≤160	Ø15.9 (5/8")	Ø9.5 (3/8")	Ø19.1 (3/4")	Ø12.7 (1/2")
200	Ø19.1 (3/4")	Ø9.5 (3/8")	Ø22.2 (7/8")	Ø12.7 (1/2")
250	Ø22.2 (7/8")	Ø9.5 (3/8")	Ø25.4 (1")	Ø12.7 (1/2")
280	Ø22.2 (7/8")	Ø9.5 (3/8")	Ø25.4 (1")	Ø12.7 (1/2")
400	Ø28.6 (1"-1/8)	Ø12.7 (1/2")	Ø28.6 (1"-1/8)	Ø12.7 (1/2")
450	Ø28.6 (1"-1/8)	Ø12.7 (1/2")	Ø28.6 (1"-1/8)	Ø12.7 (1/2")

Note: *Applicable only when upper pipe is equal or higher than the diameter of the selected pipe.
L4>=c and d

A - Capacity of indoor unit/units

Important:
Each elbow and drifter equals to a pipe of 0.5 metres.
The minimum distance between branch pipes is 0.5m.

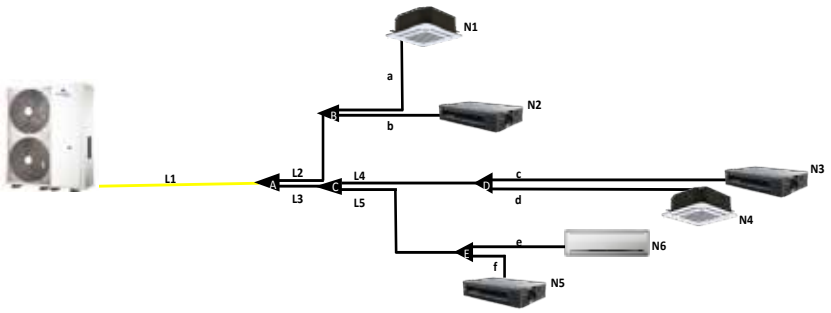

AMAZON UNITARIO TOP AIR DISCHARGE DN4 S 2 PIPES

HOW TO CHOOSE THE BRANCH AND THE REFRIGERANT PIPELINE

1 Selection of main pipe (L1) and its relevant drifter (A)

TABLE A

CAPACITY OF OUTDOOR UNIT	TOTAL LENGTH OF LIQUID PIPE <90 M			TOTAL LENGTH OF LIQUID PIPE ≥90 M		
	PIPE DIAMETER MM (INCHES)		BRANCH	PIPE DIAMETER MM (INCHES)		BRANCH
	GAS	LIQUID		GAS	LIQUID	
28 kW	Ø22.2 (7/8")	Ø9.5 (3/8")	KCMI 212	Ø25.4 (1")	Ø12.7 (1/2")	KCMI 312
33,5 to 40 kW	Ø25.4 (1")	Ø12.7 (1/2")	KCMI 312	Ø28.6 (1"-1/8)	Ø15.9 (5/8")	KCMI 312
45 kW	Ø28.6 (1"-1/8)	Ø12.7 (1/2")	KCMI 312	Ø34.9 (1"-3/8)	Ø15.9 (5/8")	KCMI 412
50 to 67 kW	Ø28.6 (1"-1/8)	Ø15.9 (5/8")	KCMI 312	Ø34.9 (1"-3/8)	Ø19.1 (3/4")	KCMI 412
73 to 90kW	Ø34.9 (1"-3/8)	Ø19.1 (3/4")	KCMI 412	Ø41.3 (1"-5/8)	Ø22.2 (7/8")	KCMI 412

Note: To select the main pipe, use the greater diameter between A and B.

2 Selection of main and middle pipes (L1,L2,L3,L4,L5) and their respective drifters (A,B,C)

TABLE B

CAPACITY OF UNITS CONNECTED TO DRIFTER OR OUTDOOR UNIT (x100W)	DISTANCE BETWEEN FIRST BRANCH PIPE AND THE FARTHEST INDOOR UNIT ≤40 M			DISTANCE BETWEEN FIRST BRANCH PIPE AND THE FARTHEST INDOOR UNIT ≤40 M		
	PIPE DIAMETER MM (INCHES)		BRANCH	PIPE DIAMETER MM (INCHES)		BRANCH
	GAS	LIQUID		GAS	LIQUID	
A<168	Ø15.9 (5/8")	Ø9.5 (3/8")	KCMI 112	Ø19.1 (3/4")	Ø12.7 (1/2")	KCMI 112
168≤A<224	Ø19.1 (3/4")	Ø9.5 (3/8")	KCMI 112	Ø22.2 (7/8")	Ø12.7 (1/2")	KCMI 212
224≤A<330	Ø22.2 (7/8")	Ø9.5 (3/8")	KCMI 212	Ø25.4 (1")	Ø12.7 (1/2")	KCMI 312
330≤A<470	Ø28.6 (1"-1/8)	Ø12.7 (1/2")	KCMI 312	Ø34.9 (1"-3/8)	Ø15.9 (5/8")	KCMI 312
470≤A<710	Ø28.6 (1"-1/8)	Ø15.9 (5/8")	KCMI 312	Ø34.9 (1"-3/8)	Ø19.1 (3/4")	KCMI 412
710≤A<1040	Ø34.9 (1"-3/8)	Ø19.1 (3/4")	KCMI 412	Ø41.3 (1"-5/8)	Ø22.2 (7/8")	KCMI 412
1040≤A<1540	Ø41.3 (1"-5/8)	Ø19.1 (3/4")	KCMI 412	Ø41.3 (1"-5/8)	Ø22.2 (7/8")	KCMI 412

Note: The left side of this table corresponds to L1. Intermediate pipes may not be larger than the upper pipe. L1>=L2 and L1>=L3>=L4 or L5.

A - Indoor units capacity

3 Selection of the right pipe for indoor units (a,b,c,d,e,f)

TABLE C

INDOOR UNIT TOTAL CAPACITY (x100W)	DISTANCE BETWEEN BRANCH AND INDOOR UNIT ≤10 M		DISTANCE BETWEEN BRANCH AND INDOOR UNIT >10 M*	
	PIPE DIAMETER MM (INCHES)		PIPE DIAMETER MM (INCHES)	
	GAS	LIQUID	GAS	LIQUID
A≤45	Ø12.7 (1/2")	Ø6.4 (1/4")	Ø15.9 (5/8")	Ø9.5 (3/8")
56≤A≤160	Ø15.9 (5/8")	Ø9.5 (3/8")	Ø19.1 (3/4")	Ø12.7 (1/2")
200	Ø19.1 (3/4")	Ø9.5 (3/8")	Ø22.2 (7/8")	Ø12.7 (1/2")
250	Ø22.2 (7/8")	Ø9.5 (3/8")	Ø25.4 (1")	Ø12.7 (1/2")
280	Ø22.2 (7/8")	Ø9.5 (3/8")	Ø25.4 (1")	Ø12.7 (1/2")
400	Ø28.6 (1"-1/8)	Ø12.7 (1/2")	Ø28.6 (1"-1/8)	Ø12.7 (1/2")
450	Ø28.6 (1"-1/8)	Ø12.7 (1/2")	Ø28.6 (1"-1/8)	Ø12.7 (1/2")
560	Ø28.6 (1"-1/8)	Ø15.9 (5/8")	Ø28.6 (1"-1/8)	Ø15.9 (5/8")

Note: *Applicable only when upper pipe is equal or higher than the diameter of the selected pipe. L4>=c and d. For 400,450 and 560kW capacities, when there are more than 40 metres from the first drifter to the unit, please refer the right side of Table B.

A - Capacity of indoor unit/units

Important:
Each elbow and drifter equals to a pipe of 0.5 metres.
The minimum distance between branch pipes is 0.5m.

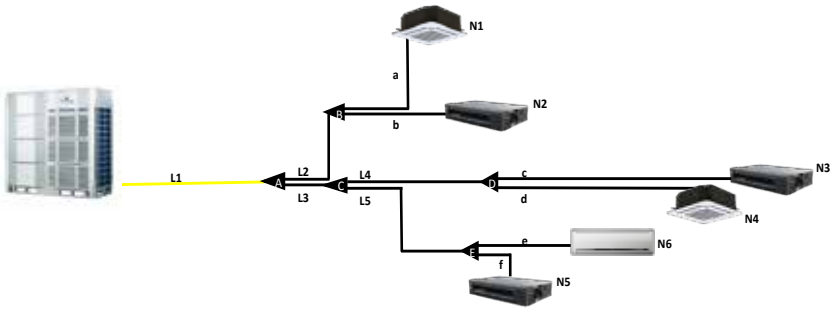

AMAZON III W 2 PIPES

HOW TO CHOOSE THE BRANCH AND THE REFRIGERANT PIPELINE

1 Selection of main pipe (L1) and its relevant drifter (A)

TABLE A

CAPACITY OF OUTDOOR UNIT	TOTAL LENGTH OF LIQUID PIPE <90 M			TOTAL LENGTH OF LIQUID PIPE ≥90 M		
	PIPE DIAMETER MM (INCHES)		BRANCH	PIPE DIAMETER MM (INCHES)		BRANCH
	GAS	LIQUID		GAS	LIQUID	
25.2 kW	Ø22.2 (7/8")	Ø9.5 (3/8")	KCMI 212	Ø22.2 (7/8")	Ø12.7 (1/2")	KCMI 212
28 kW	Ø22.2 (7/8")	Ø9.5 (3/8")	KCMI 212	Ø25.4 (1")	Ø12.7 (1/2")	KCMI 312
33.5 kW	Ø25.4 (1")	Ø12.7 (1/2")	KCMI 312	Ø28.6 (1"-1/8)	Ø15.9 (5/8")	KCMI 312
45 kW	Ø28.6 (1"-1/8)	Ø12.7 (1/2")	KCMI 312	Ø34.9 (1"-3/8)	Ø15.9 (5/8")	KCMI 312
From 50 to 61.5 kW	Ø28.6 (1"-1/8)	Ø15.9 (5/8")	KCMI 312	Ø34.9 (1"-3/8)	Ø19.1 (3/4")	KCMI 412
67 kW	Ø28.6 (1"-1/8)	Ø15.9 (5/8")	KCMI 312	Ø34.9 (1"-3/8)	Ø19.1 (3/4")	KCMI 412
From 73 to 95 kW	Ø34.9 (1"-3/8)	Ø19.1 (3/4")	KCMI 412	Ø41.3 (1"-5/8)	Ø22.2 (7/8")	KCMI 412
100 kW	Ø41.3 (1"-5/8)	Ø19.1 (3/4")	KCMI 412	Ø41.3 (1"-5/8)	Ø22.2 (7/8")	KCMI 412

Note: To select the main pipe, use the greater diameter between A and B.

2 Selection of main and middle pipes (L1,L2,L3,L4,L5) and their respective drifters (A,B,C)

TABLE B

CAPACITY OF UNITS CONNECTED TO DRIFTER OR OUTDOOR UNIT (x100W)	DISTANCE BETWEEN FIRST BRANCH PIPE AND THE FARTHEST INDOOR UNIT ≤40 M			DISTANCE BETWEEN FIRST BRANCH PIPE AND THE FARTHEST INDOOR UNIT ≤40 M		
	PIPE DIAMETER MM (INCHES)		BRANCH	PIPE DIAMETER MM (INCHES)		BRANCH
	GAS	LIQUID		GAS	LIQUID	
A<166	Ø15.9 (5/8")	Ø9.5 (3/8")	KCMI 112	Ø19.1 (3/4")	Ø12.7 (1/2")	KCMI 112
166≤A<230	Ø19.1 (3/4")	Ø9.5 (3/8")	KCMI 112	Ø22.2 (7/8")	Ø12.7 (1/2")	KCMI 212
230≤A<330	Ø22.2 (7/8")	Ø9.5 (3/8")	KCMI 212	Ø25.4 (1")	Ø12.7 (1/2")	KCMI 312
330≤A<460	Ø28.6 (1"-1/8)	Ø12.7 (1/2")	KCMI 312	Ø34.9 (1"-3/8)	Ø15.9 (5/8")	KCMI 412
460≤A<660	Ø28.6 (1"-1/8)	Ø15.9 (5/8")	KCMI 312	Ø34.9 (1"-3/8)	Ø19.1 (3/4")	KCMI 412
660≤A<920	Ø34.9 (1"-3/8)	Ø19.1 (3/4")	KCMI 412	Ø41.3 (1"-5/8)	Ø22.2 (7/8")	KCMI 412
920≤A<1350	Ø41.3 (1"-5/8)	Ø19.1 (3/4")	KCMI 412	Ø41.3 (1"-5/8)	Ø22.2 (7/8")	KCMI 412

Note: The left side of this table corresponds to L1. Intermediate pipes may not be larger than the upper pipe. L1>=L2 and L1>=L3>=L4 or L5.

A - Indoor units capacity

3 Selection of the right pipe for indoor units (a,b,c,d,e,f)

TABLE C

INDOOR UNIT TOTAL CAPACITY (x100W)	DISTANCE BETWEEN BRANCH AND INDOOR UNIT ≤10 M		DISTANCE BETWEEN BRANCH AND INDOOR UNIT >10 M*	
	PIPE DIAMETER MM (INCHES)		PIPE DIAMETER MM (INCHES)	
	GAS	LIQUID	GAS	LIQUID
A≤45	Ø12.7 (1/2")	Ø6.4 (1/4")	Ø15.9 (5/8")	Ø9.5 (3/8")
56≤A≤160	Ø15.9 (5/8")	Ø9.5 (3/8")	Ø19.1 (3/4")	Ø12.7 (1/2")
200	Ø19.1 (3/4")	Ø9.5 (3/8")	Ø22.2 (7/8")	Ø12.7 (1/2")
250	Ø22.2 (7/8")	Ø9.5 (3/8")	Ø25.4 (1")	Ø12.7 (1/2")
280	Ø22.2 (7/8")	Ø9.5 (3/8")	Ø25.4 (1")	Ø12.7 (1/2")
400	Ø28.6 (1"-1/8)	Ø12.7 (1/2")	Ø28.6 (1"-1/8)	Ø12.7 (1/2")
450	Ø28.6 (1"-1/8)	Ø12.7 (1/2")	Ø28.6 (1"-1/8)	Ø12.7 (1/2")
560	Ø28.6 (1"-1/8)	Ø15.9 (5/8")	Ø28.6 (1"-1/8)	Ø15.9 (5/8")

Note: *Applicable only when upper pipe is equal or higher than the diameter of the selected pipe. L4>=c and d. For 400,450 and 560kW capacities, when there are more than 40 metres from the first drifter to the unit, please refer the right side of Table B.

A - Capacity of indoor unit/units

4 Selection of drifters (L,M) and pipes (G1,g1,g2,g3) of outdoor unit when there is more than one outdoor module.

TABLE D

NUMBER OF ONLINE OUTDOOR UNITS	BRANCH MODEL	PIPES	OUTDOOR UNIT MODULES CAPACITY	PIPE DIAMETER MM (INCHES)	
				GAS	LIQUID
2 (L)	KCME 12	Not required			
3 (L and M)	KCME 13	G1	All possibilities	Ø41.3 (1"-5/8)	Ø19.1 (3/4")
		g1,g2 and g3	From 25.2 to 28 kW	Ø25.4 (1")	Ø12.7 (1/2")
			33.5 kW	Ø28.6 (1"-1/8)	Ø15.9 (5/8")

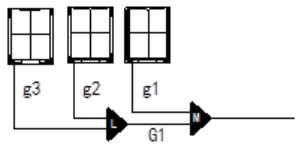

Important:
Each elbow and drifter equals to a pipe of 0.5 metres.
The minimum distance between branch pipes is 0.5m.

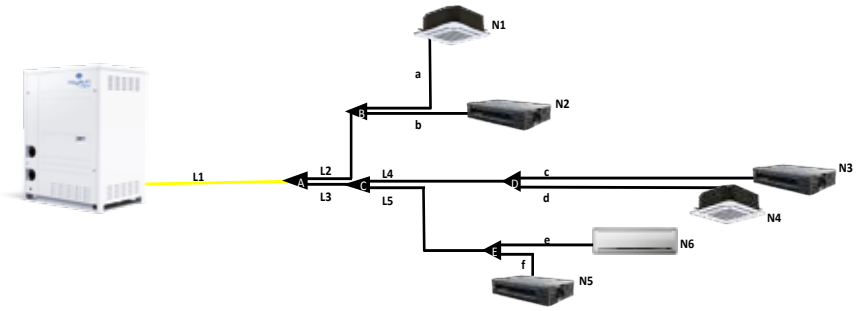

AMAZON INDUSTRIAL VRF

AMAZON V 2 PIPES

HOW TO CHOOSE THE BRANCH AND THE REFRIGERANT PIPELINE

1 Selection of main pipe (L1) and its relevant drifter (A)

TABLE A

CAPACITY OF OUTDOOR UNIT	TOTAL LENGTH OF LIQUID PIPE <90 M			TOTAL LENGTH OF LIQUID PIPE ≥90 M		
	PIPE DIAMETER MM (INCHES)		BRANCH	PIPE DIAMETER MM (INCHES)		BRANCH
	GAS	LIQUID		GAS	LIQUID	
25,2 kW	Ø19.1 (3/4")	Ø9.5 (3/8")	KCMI 112	Ø22.2 (7/8")	Ø12.7 (1/2")	KCMI 212
28 kW	Ø22.2 (7/8")	Ø9.5 (3/8")	KCMI 212	Ø25.4 (1")	Ø12.7 (1/2")	KCMI 312
33,5 hasta 40 kW	Ø25.4 (1")	Ø12.7 (1/2")	KCMI 312	Ø28.6 (1"-1/8)	Ø15.9 (5/8")	KCMI 312
45 kW	Ø28.6 (1"-1/8)	Ø12.7 (1/2")	KCMI 312	Ø34.9 (1"-3/8)	Ø15.9 (5/8")	KCMI 412
50 hasta 67 kW	Ø28.6 (1"-1/8)	Ø15.9 (5/8")	KCMI 312	Ø34.9 (1"-3/8)	Ø19.1 (3/4")	KCMI 412
73 hasta 95 kW	Ø34.9 (1"-3/8)	Ø19.1 (3/4")	KCMI 412	Ø41.3 (1"-5/8)	Ø22.2 (7/8")	KCMI 412
101,5 hasta 151,5 kW	Ø41.3 (1"-5/8)	Ø19.1 (3/4")	KCMI 412	Ø53.9 (2"-1/8)	Ø22.2 (7/8")	KCMI 512
157 hasta 185 kW	Ø41.3 (1"-5/8)	Ø19.1 (3/4")	KCMI 412	Ø53.9 (2"-1/8)	Ø22.2 (7/8")	KCMI 512
191,5 hasta 230 kW	Ø53.9 (2"-1/8)	Ø22.2 (7/8")	KCMI 512	Ø53.9 (2"-1/8)	Ø25.4 (1")	KCMI 512
236 hasta 270 kW	Ø53.9 (2"-1/8)	Ø25.4 (1")	KCMI 512	Ø53.9 (2"-1/8)	Ø28.6 (1"-1/8)	KCMI 512

Note: To select the main pipe, use the greater diameter between A and B.

2 Selection of main and intermediate pipes (L1,L2,L3,L4,L5) and their respective drifters (A,B,C):

TABLE B

CAPACITY OF UNITS CONNECTED TO BRANCH OR OUTDOOR UNIT (x100W)	LENGTH BETWEEN THE FIRST BRANCH AND THE FARTHEST INDOOR UNIT ≤40 M.			LENGTH BETWEEN THE FIRST BRANCH AND THE FARTHEST INDOOR UNIT >40 M.		
	PIPE DIAMETER MM (INCHES)		BRANCH	PIPE DIAMETER MM (INCHES)		BRANCH
	GAS	LIQUID		GAS	LIQUID	
A<166	Ø15.9 (5/8")	Ø9.5 (3/8")	KCMI 112	Ø19.1 (3/4")	Ø12.7 (1/2")	KCMI 112
166≤A<230	Ø19.1 (3/4")	Ø9.5 (3/8")	KCMI 112	Ø22.2 (7/8")	Ø12.7 (1/2")	KCMI 212
230≤A<330	Ø22.2 (7/8")	Ø9.5 (3/8")	KCMI 212	Ø25.4 (1")	Ø12.7 (1/2")	KCMI 312
330≤A<460	Ø28.6 (1"-1/8)	Ø12.7 (1/2")	KCMI 312	Ø34.9 (1"-3/8)	Ø15.9 (5/8")	KCMI 312
460≤A<660	Ø28.6 (1"-1/8)	Ø15.9 (5/8")	KCMI 312	Ø34.9 (1"-3/8)	Ø15.9 (5/8")	KCMI 412
660≤A<920	Ø34.9 (1"-3/8)	Ø19.1 (3/4")	KCMI 412	Ø34.9 (1"-3/8)	Ø19.1 (3/4")	KCMI 412
920≤A<1350	Ø41.3 (1"-5/8)	Ø19.1 (3/4")	KCMI 412	Ø41.3 (1"-5/8)	Ø22.2 (7/8")	KCMI 412
1350≤A<1800	Ø41.3 (1"-5/8)	Ø22.2 (7/8")	KCMI 412	Ø53.9 (2"-1/8)	Ø22.2 (7/8")	KCMI 512
1800≤A	Ø53.9 (2"-1/8)	Ø25.4 (1")	KCMI 512	Ø53.9 (2"-1/8)	Ø25.4 (1")	KCMI 512

Note: The left side of this table corresponds to L1. Intermediate pipes may not be larger than the upper pipe. L1>=L2 and L1>=L3>=L4 or L5.

A - Indoor units capacity

3 Selection of the right pipe for indoor units (a,b,c,d,e,f)

TABLE C

INDOOR UNIT TOTAL CAPACITY (x100W)	DISTANCE BETWEEN BRANCH AND INDOOR UNIT ≤10 M		DISTANCE BETWEEN BRANCH AND INDOOR UNIT >10 M*	
	PIPE DIAMETER MM (INCHES)		PIPE DIAMETER MM (INCHES)	
	GAS	LIQUID	GAS	LIQUID
A≤45	Ø12.7 (1/2")	Ø6.4 (1/4")	Ø15.9 (5/8")	Ø9.5 (3/8")
56≤A≤160	Ø15.9 (5/8")	Ø9.5 (3/8")	Ø19.1 (3/4")	Ø12.7 (1/2")
200	Ø19.1 (3/4")	Ø9.5 (3/8")	Ø22.2 (7/8")	Ø12.7 (1/2")
250	Ø22.2 (7/8")	Ø9.5 (3/8")	Ø25.4 (1")	Ø12.7 (1/2")
280	Ø22.2 (7/8")	Ø9.5 (3/8")	Ø25.4 (1")	Ø12.7 (1/2")
400	Ø28.6 (1"-1/8)	Ø12.7 (1/2")	Ø28.6 (1"-1/8)	Ø12.7 (1/2")
450	Ø28.6 (1"-1/8)	Ø12.7 (1/2")	Ø28.6 (1"-1/8)	Ø12.7 (1/2")
560	Ø28.6 (1"-1/8)	Ø15.9 (5/8")	Ø28.6 (1"-1/8)	Ø15.9 (5/8")

Note: *Applicable only when upper pipe is equal or higher than the diameter of the selected pipe. L4>=c and d. For 400,450 and 560kW capacities, when there are more than 40 metres from the first drifter to the unit, please refer the right side of Table B.

A - Capacity of indoor unit/units

4 Selection of drifters (L,M,N) and pipes (G1,G2,g1,g2,g3,g4) of outdoor unit when there is more than one outdoor module.

TABLE D

NUMBER OF ONLINE OUTDOOR UNITS	BRANCH MODEL	PIPES	OUTDOOR UNIT MODULES CAPACITY	PIPE DIAMETER MM (INCHES)	
				GAS	LIQUID
2 (L)	KCME 12.6	Not required			
3 (L y M)	KCME 13.6	G1	All possibilities	Ø41.3 (1"-5/8)	Ø22.2 (7/8")
		g1, g2 y g3	25,2 to 33,5 kW	Ø25.4 (1")	Ø12.7 (1/2")
			40 to 61,5 kW	Ø34.9 (1"-3/8")	Ø15.9 (5/8")
			67 to 90 kW	Ø41.3 (1"-5/8")	Ø19.1 (3/4")

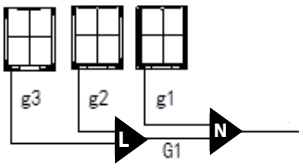

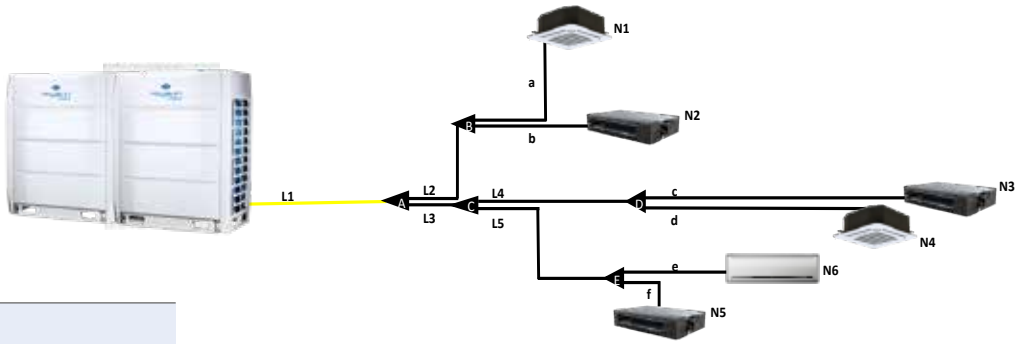

Important:
Each elbow and drifter equals to a pipe of 0.5 metres.
The minimum distance between branch pipes is 0.5m.

AMAZON IV HR 3 PIPES

HOW TO CHOOSE THE BRANCH AND THE REFRIGERANT PIPELINE

1 Selection of main pipe (L1) and its relevant drifter (A)

TABLE A

CAPACITY OF OUTDOOR UNIT	TOTAL LENGTH OF LIQUID PIPE <90 M				TOTAL LENGTH OF LIQUID PIPE ≥90 M			
	PIPE DIAMETER MM (INCHES)			BRANCH	PIPE DIAMETER MM (INCHES)			BRANCH
	LOW-PRESSURE GAS	HIGH-PRESSURE GAS	LIQUID		LOW-PRESSURE GAS	HIGH-PRESSURE GAS	LIQUID	
25.2 kW	Ø19.1 (3/4")	Ø15.9 (5/8")	Ø9.5 (3/8")	KCMI 213	Ø19.1 (3/4")	Ø15.9 (5/8")	Ø12.7 (1/2")	KCMI 213
28 kW	Ø22.2 (7/8")	Ø19.1 (3/4")	Ø9.5 (3/8")	KCMI 213	Ø22.2 (7/8")	Ø19.1 (3/4")	Ø12.7 (1/2")	KCMI 213
33.5 kW	Ø28.6 (1"-1/8)	Ø19.1 (3/4")	Ø12.7 (1/2")	KCMI 313	Ø28.6 (1"-1/8)	Ø19.1 (3/4")	Ø15.9 (5/8")	KCMI 313
40 to 45 kW	Ø28.6 (1"-1/8)	Ø22.2 (7/8")	Ø12.7 (1/2")	KCMI 313	Ø28.6 (1"-1/8)	Ø22.2 (7/8")	Ø15.9 (5/8")	KCMI 313
50 kW	Ø28.6 (1"-1/8)	Ø22.2 (7/8")	Ø15.9 (5/8")	KCMI 313	Ø28.6 (1"-1/8)	Ø22.2 (7/8")	Ø19.1 (3/4")	KCMI 413
56 to 61.5kW	Ø28.6 (1"-1/8)	Ø28.6 (1"-1/8)	Ø15.9 (5/8")	KCMI 413	Ø28.6 (1"-1/8)	Ø28.6 (1"-1/8)	Ø19.1 (3/4")	KCMI 413
68 kW	Ø34.9 (1"-3/8)	Ø28.6 (1"-1/8)	Ø15.9 (5/8")	KCMI 413	Ø34.9 (1"-3/8)	Ø28.6 (1"-1/8)	Ø19.1 (3/4")	KCMI 413
73.5 to 95 kW	Ø34.9 (1"-3/8)	Ø28.6 (1"-1/8)	Ø19.1 (3/4")	KCMI 513	Ø34.9 (1"-3/8)	Ø28.6 (1"-1/8)	Ø22.2 (7/8")	KCMI 513
100 kW	Ø41.3 (1"-5/8)	Ø28.6 (1"-1/8)	Ø19.1 (3/4")	KCMI 513	Ø41.3 (1"-5/8)	Ø28.6 (1"-1/8)	Ø22.2 (7/8")	KCMI 513
107 to 150 kW	Ø41.3 (1"-5/8)	Ø34.9 (1"-3/8)	Ø19.1 (3/4")	KCMI 513	Ø41.3 (1"-5/8)	Ø34.9 (1"-3/8)	Ø22.2 (7/8")	KCMI 513

2 Selection of main and intermediate pipes (L1,L2,L3,L4,L5,L6,L7,L8,L9,L10,L11) and their respective drifters (A,B,C,D,E):

TABLE A

CAPACITY OF UNITS CONNECTED TO BRANCH OR OUTDOOR UNIT (x100W)	DISTANCE BETWEEN FIRST BRANCH PIPE AND THE FARTHEST INDOOR UNIT ≤40 M				DISTANCE BETWEEN FIRST BRANCH PIPE AND THE FARTHEST INDOOR UNIT >40 M			
	PIPE DIAMETER MM (INCHES)			BRANCH	PIPE DIAMETER MM (INCHES)			BRANCH
	LOW-PRESSURE GAS	HIGH-PRESSURE GAS	LIQUID		LOW-PRESSURE GAS	HIGH-PRESSURE GAS	LIQUID	
A<168	Ø15.9 (5/8")	Ø12.7 (1/2")	Ø9.5 (3/8")	KCMI 113	Ø15.9 (5/8")	Ø12.7 (1/2")	Ø12.7 (1/2")	KCMI 113
168≤A<224	Ø19.1 (3/4")	Ø15.9 (5/8")	Ø9.5 (3/8")	KCMI 113	Ø19.1 (3/4")	Ø15.9 (5/8")	Ø12.7 (1/2")	KCMI 113
224≤A<330	Ø22.2 (7/8")	Ø19.1 (3/4")	Ø9.5 (3/8")	KCMI 213	Ø22.2 (7/8")	Ø19.1 (3/4")	Ø12.7 (1/2")	KCMI 213
330≤A<470	Ø28.6 (1"-1/8)	Ø19.1 (3/4")	Ø12.7 (1/2")	KCMI 213	Ø28.6 (1"-1/8)	Ø19.1 (3/4")	Ø15.9 (5/8")	KCMI 313
470≤A<710	Ø28.6 (1"-1/8)	Ø28.6 (1"-1/8)	Ø15.9 (5/8")	KCMI 313	Ø28.6 (1"-1/8)	Ø28.6 (1"-1/8)	Ø19.1 (3/4")	KCMI 313
710≤A<1040	Ø34.9 (1"-3/8)	Ø28.6 (1"-1/8)	Ø19.1 (3/4")	KCMI 413	Ø34.9 (1"-3/8)	Ø28.6 (1"-1/8)	Ø22.2 (7/8")	KCMI 313
1040≤A	Ø41.3 (1"-5/8)	Ø28.6 (1"-1/8)	Ø19.1 (3/4")	KCMI 513	Ø41.3 (1"-5/8)	Ø28.6 (1"-1/8)	Ø22.2 (7/8")	KCMI 413

"Note: The left side of this table corresponds to L1.
Intermediate pipes may not be larger than the upper pipe. L1>=L2>=L3>=L4 or L1>=L7>=L9.

A - Indoor units capacity

3 Selection of pipes in indoor units (a,b,c,d,e,f,g,h,i,j,k,l,m,n) and their respective drifters (F,G,H,I)

TABLE C

CAPACITY OF INDOOR UNIT (X100W)	PIPE DIAMETER MM (INCHES)		BRANCH
	GAS	LIQUID	
A<168	Ø12.7 (1/2")	Ø9.5 (3/8")	KCMI 112
168≤A<224	Ø15.9 (5/8")	Ø9.5 (3/8")	KCMI 112
224≤A<330	Ø19.1 (3/4")	Ø9.5 (3/8")	KCMI 112
330≤A<470	Ø19.1 (3/4")	Ø12.7 (1/2")	KCMI 112
470≤A<710	Ø28.6 (1"-1/8)	Ø15.9 (5/8")	KCMI 312
710≤A<1040	Ø28.6 (1"-1/8)	Ø19.1 (3/4")	KCMI 312
1040≤A	Ø28.6 (1"-1/8)	Ø19.1 (3/4")	KCMI 312

A - Indoor units capacity

4 Selection of drifters (L,M,N) and pipes (G1,G2,g1,g2,g3,g4) of outdoor unit when there is more than one outdoor module.

TABLE D

NUMBER OF ONLINE OUTDOOR UNITS	BRANCH MODEL	PIPES	OUTODOR UNIT MODULES CAPACITY	PIPE DIAMETER MM (INCHES)		
				LOW-PRESSURE GAS	HIGH-PRESSURE GAS	LIQUID
2 (L)	KCMER 32	Not required				
3 (L and M)	KCMER 33	G1	<67 kW	Ø34.9 (1"-3/8)	Ø28.6 (1"-1/8)	Ø15.9 (5/8")
			73-95 kW	Ø34.9 (1"-3/8)	Ø28.6 (1"-1/8)	Ø19.1 (3/4")
			100 kW	Ø41.3 (1"-5/8)	Ø28.6 (1"-1/8)	Ø19.1 (3/4")
			>107 kW	Ø41.3 (1"-5/8)	Ø34.9 (1"-3/8)	Ø19.1 (3/4")
		g1, g2 & g3	25,2 kW	Ø19.1 (3/4")	Ø15.9 (5/8")	Ø9.5 (3/8")
			28 kW	Ø22.2 (7/8")	Ø19.1 (3/4")	Ø9.5 (3/8")
			33.5 kW	Ø28.6 (1"-1/8)	Ø19.1 (3/4")	Ø12.7 (1/2")
			40 to 45 kW	Ø28.6 (1"-1/8)	Ø22.2 (7/8")	Ø12.7 (1/2")
			50 kW	Ø28.6 (1"-1/8)	Ø22.2 (7/8")	Ø15.9 (5/8")

5 Selection of KVB boxes (1,2,3,4,5,6)

TABLE E

MODEL	CAPACITY PER OUTPUT		CAPACITY PER KVB	
	CAPACITY (KW)	QUANTITY (NO)	CAPACITY (KW)	QUANTITY (NO)
	MAX. IU	MAX. IU	MAX. IU	MAX. IU
KVBM-32 DN4S	32	8	32	8
KVBM-49 DN4S	16	5	49	20
KVBM-63 DN4S	16	5	63	30
KVBM-85 DN4S	16	5	85	47

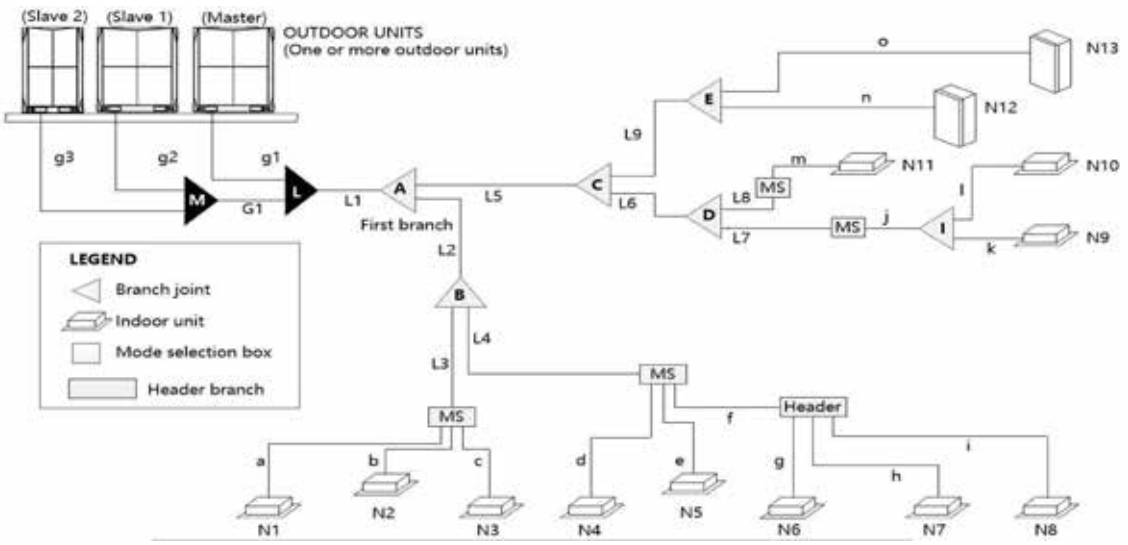

DISTANCES AND HEIGHTS 2 PIPES

MINI AMAZON III SINGLE-PHASE			8 to 10.5 kW	12 to 18 kW
PIPING LENGTH	Total length from outdoor unit to all the indoor units		≤100 m	
	Length between the outdoor unit and the furthest indoor unit	Real	≤45 m	≤60 m
		Equivalent	≤50 m	≤70 m
	Length between the first distributor and the furthest indoor unit		≤20 (40 m)	
HEIGHT DIFFERENCE	Level difference between outdoor unit and indoor unit	The outdoor unit is higher than the indoor unit	≤30 m	
		The outdoor unit is lower than the indoor unit	≤20 m	
	Level difference between indoor units		≤8 m	



MINI AMAZON II THREE-PHASE			8/10,5 KW	14/16/18KW
PIPING LENGTH	Total length from outdoor unit to all the indoor units.		≤100m	
	Length between the outdoor unit and the furthest indoor unit.	Real	≤45m	≤60m
		Equivalent	≤50m	≤70m
	Length between the first distributor and the furthest indoor unit.		≤20 (40m*)	
	Length between one indoor unit and the closest distributor.		15m	
HEIGHT DIFFERENCE	Level difference between outdoor unit and indoor unit	The outdoor unit is higher than the indoor unit.	≤30m	
		The outdoor unit is lower than the indoor unit.	≤20m	
	Level difference between indoor units		≤8m	

**Check for lengths between 20 and 40 metres.*

AMAZON UNITARIO III FRONT AIR DISCHARGE (20-33.5 kW)			ALL MODULES
PIPING LENGTH	Total length from outdoor unit to all the indoor units		≤150 m
	Length between the outdoor unit and the furthest indoor unit	Real	≤100 m
		Equivalent	≤110 m
	Length between the first distributor and the furthest indoor unit		≤40 m
	Length between one indoor unit and the closest distributor		≤15 m
HEIGHT DIFFERENCE	Level difference between outdoor and indoor unit	The outdoor unit is higher than the indoor unit	≤50 m (if only one indoor)
		The outdoor unit is lower than the indoor unit	≤40 m (if only one indoor)
	Level difference between indoor units		≤15 m

MINI AMAZON II

AMAZON V

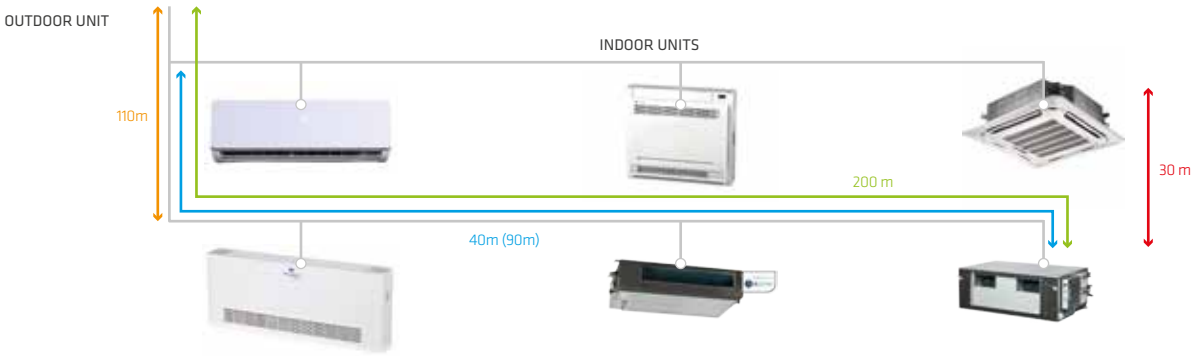

AMAZON III W

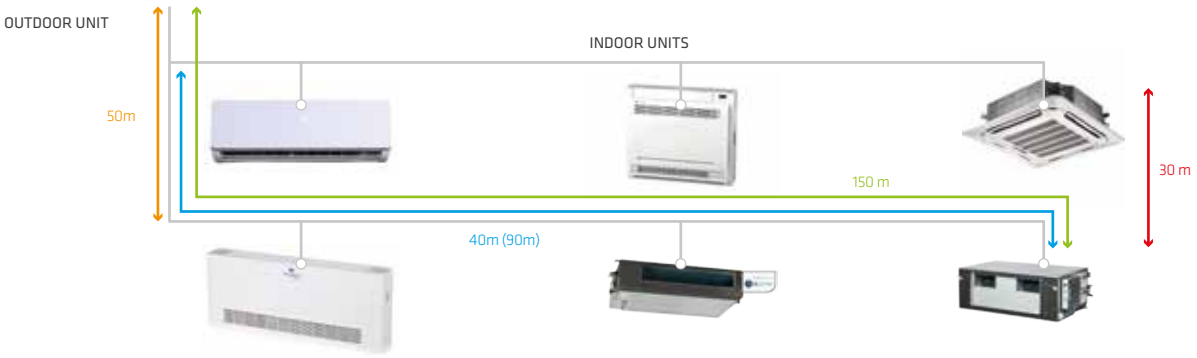

DISTANCES AND HEIGHTS 2 PIPES

AMAZON UNITARIO FRONT AIR DISCHARGE			20/22/24 KW	28/33.5 KW	40/45 KW
PIPING LENGTH	Total length from outdoor unit to all the indoor units.		≤120m	≤150m	≤250m
	Length between the outdoor unit and the furthest indoor unit.	Real	≤60m	≤100m	≤100m
		Equivalent	≤70m	≤110m	≤120m
	Length between the first distributor and the furthest indoor unit.		≤20m	≤40 m	≤40 m
	Length between one indoor unit and the closest distributor.		≤15m	≤15m	≤15m
HEIGHT DIFFERENCE	Level difference between outdoor unit and indoor unit.	The outdoor unit is higher than the indoor unit.	≤30m	≤50m	≤30m
		The outdoor unit is lower than the indoor unit.	≤20m	≤40m	≤20m
	Level difference between indoor units.		≤8m	≤15m	≤8m

AMAZON UNITARIO TOP AIR DISCHARGE DN4 S			ALL MODULES
PIPING LENGTH	Total length from outdoor unit to all the indoor units.		≤ 1000m
	Length between the outdoor unit and the furthest indoor unit.	Real	≤ 175m
		Equivalent	≤ 200m
	Length between the first distributor and the furthest indoor unit.		≤ 40 (90m*)
	Length between one indoor unit and the closest distributor.		-
HEIGHT DIFFERENCE	Level difference between outdoor unit and indoor unit.	The outdoor unit is higher than the indoor unit.	≤ 110m
		The outdoor unit is lower than the indoor unit.	≤90m
	Level difference between indoor units.		≤ 30m

**Check for lengths between 40 and 90 metres.*

AMAZON V			ALL MODULES
PIPING LENGTH	Total length from outdoor unit to all the indoor units.		≤ 1000m
	Length between the outdoor unit and the furthest indoor unit.	Real	≤ 175m
		Equivalent	≤ 200m
	Length between the first distributor and the furthest indoor unit.		≤ 40 (90m*)
	Length between one indoor unit and the closest distributor.		-
HEIGHT DIFFERENCE	Level difference between outdoor unit and indoor unit.	The outdoor unit is higher than the indoor unit.	≤ 110m
		The outdoor unit is lower than the indoor unit.	≤90m
	Level difference between indoor units.		≤ 30m

**Check for lengths between 40 and 90 metres.*

AMAZON UNITARIO FRONT AIR DISCHARGE

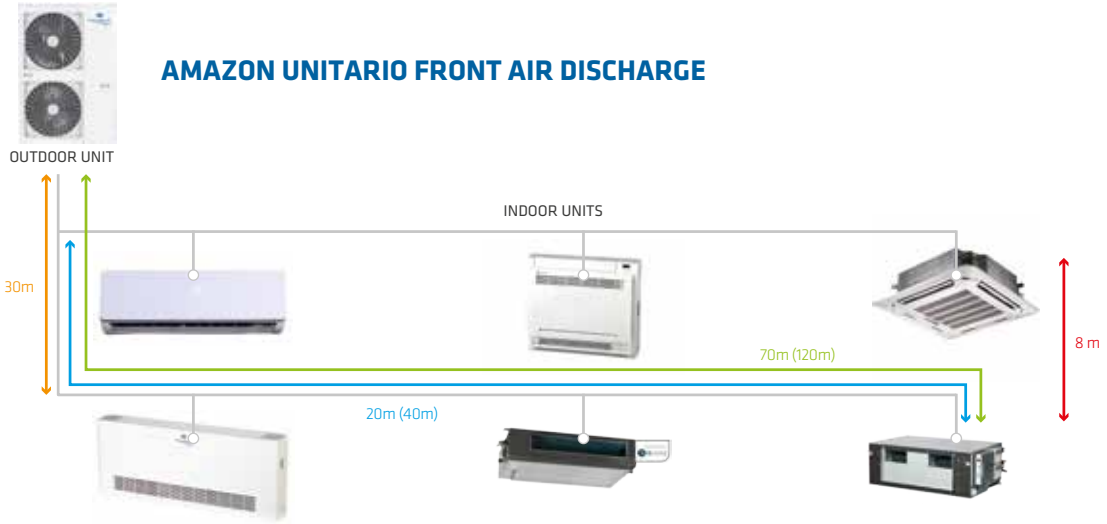

AMAZON UNITARIO TOP AIR DISCHARGE DN4 S



DISTANCES AND HEIGHTS 3 PIPES

AMAZON IV HR			Indoor units	Indoor units + HT Hydro Module	Indoor Units + AHU
PIPING LENGTH	Total length from outdoor unit to all the indoor units		≤1000 m	≤600 m	≤1000 m
	Length between the outdoor unit and the furthest indoor unit	Real	≤175 m	≤135 m	≤175 m
		Equivalent	≤200 m	≤160 m	≤200 m
	Length between the first distributor and the furthest indoor unit		≤90 m	≤40 m	≤40 m
	Length between one indoor unit and the closest distributor		≤10 m	≤10 m	≤10 m
HEIGHT DIFFERENCE	Level difference between outdoor and indoor unit	The outdoor unit is higher than the indoor unit	≤110 m	≤50 m	≤50 m
		The outdoor unit is lower than the indoor unit	≤110 m	≤40 m	≤40 m
	Level difference between indoor units		≤30 m	≤30 m	≤30 m

AMAZON III W			8/10/12 HP
PIPING LENGTH	Total length from outdoor unit to all the indoor units.		≤300m
	Length between the outdoor unit and the furthest indoor unit.	Real	≤120m
		Equivalent	≤150m
	Length between the first distributor and the furthest indoor unit.		≤40 (90 m*)
	Length between one indoor unit and the closest distributor.		-
HEIGHT DIFFERENCE	Level difference between outdoor unit and indoor unit.	The outdoor unit is higher than the indoor unit.	≤50m
		The outdoor unit is lower than the indoor unit.	≤40m
	Level difference between indoor units.		≤30m

SELECTA

COOLING SIZING SYSTEM

Selecta software download

1 Please, enter project's data and information.

2 Calculate the load of the project.

3 Select outdoor and indoor units.

4 Project's pipes diagram.

5 Select controller.

Congratulations! Your project is ready.

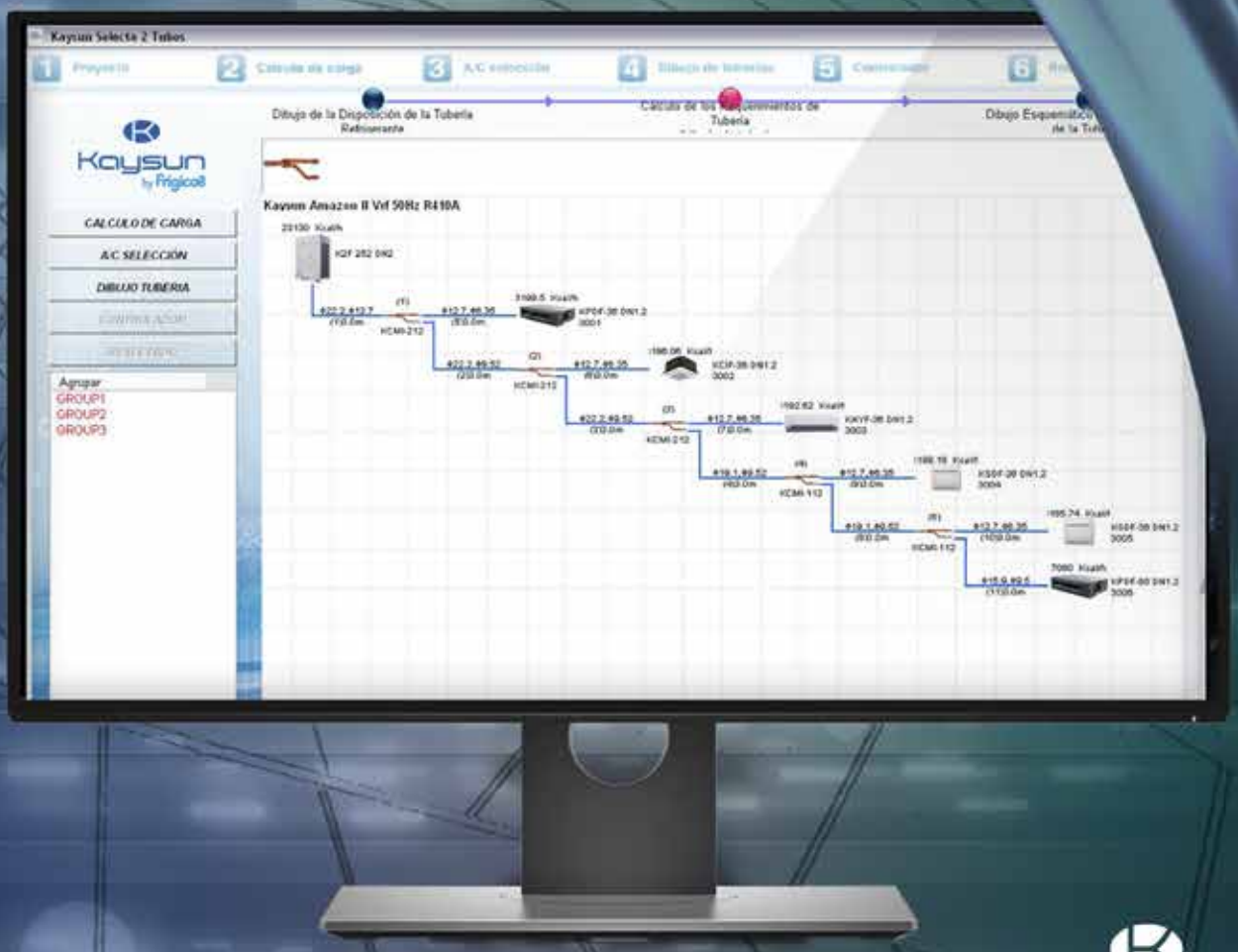

Kaysun by Frigicoll

REFERENCES

KEY INSTALLATIONS

CEPSA LABORATORIES
BUSINESS CENTRE

Location: Huelva
Units installed: Amazon 2 pipes
Capacity: 30 kW

The **AMAZON RANGE** offers the most versatile range of capacities and combinable indoor and outdoor units. **AMAZON** units have the highest technology for large facilities, always respecting the environment.

METROPOL PARASOL "LAS SETAS"
PUBLIC BUILDING

Location: Seville
Units installed: Amazon 2 pipes
Capacity: 200 kW

CET SUD BUCAREST
PUBLIC BUILDING

Location: Bucarest
Units installed: Amazon high capacity ducts and cassettes-
Capacity: 554 kW

OTHER CUSTOMERS THAT HAVE TRUSTED IN **KAYSUN**

HOTELS Ciudad de Alcañiz Hotel (Teruel), Eritaña Civil Guard Headquarters (Seville), Dolce Fregate Hotel (Provence), Ibis Hotel (Seville). **PUBLIC BUILDINGS** Óvalo Centro Social Services building (Zaragoza), Deputy Major's Office (Málaga), Reus Town Council (Tarragona), ADIF Railway Infrastructures Manager Offices (Asturias), Department of Agriculture (Badajoz). **SCHOOLS AND UNIVERSITITES** San Luis School (Minorca), Camino de Gelves Nursery School (Seville). **HOSPITALS, HEALTH CLINICS AND CENTRES** Adharaz School (Seville), Altasierra School (Seville), San Francisco de Paula School (Seville), Calasancio School (Córdoba), Pablo de Olavide University (Seville), Guijuelo Nursery School (Salamanca), University School of Technical Industrial Engineering (Barcelona), Santa Maria del Pilar School (Madrid), Sagrado Corazón Health Clinic (Seville). **RESIDENCES** Palacio de la calle Mayor Residence (Madrid). **LEISURE CENTRES** Sant Josep Sports Centre (Barcelona), Amezketa Library (Guipúzcoa), Requejada Sports Centre (Cantabria), School of Music (Jerez de la Frontera), Conferences and Exhibition Centre (Madrid) Pinto Library (Madrid). **BUSINESS CENTRES AND OFFICES** Mercedes Authorised Dealer (Barcelona), Caritas charitable organisation (Barcelona), ThyssenKrupp Elevators (Barcelona), Aceites Abril S.L. (Ourense), Zara Home (Vitoria), Aki (Granollers).

LEFTIES
COMMERCIAL BUILDING

Location: France and Belgium
Units installed: Amazon 2 pipes
Capacity: 50 kW

CAMBRILS PARK RESORT
CAMPING RESORT

Location: Cambrils (Tarragona)
Units installed: Amazon 3 pipes
Capacity: 2000 kW

CASTILLO DE ARTEAGA
HOTEL

Location: Arteaga (Vizcaya)
Units installed: Amazon 3 pipes
Capacity: 1000 kW

DOLCE FREGATE
HOTEL

Location: Provence (France)
Units installed: Amazon 2 pipes
Capacity: 160 kW

VIDIGUEIRA
WINE CELLAR

Location: Vidigueira (Portugal)
Units installed: K2F-615DN4S
Capacity: 61.5kW

INSTITUTO POLITÉCNICO DO PORTO
POLYTECHNIC COLLEGE

Location: Porto (Portugal)
Units installed: 2x K2F-450DN3
Capacity: 90kW

HYUNDAI – CENTRAL MOTOR
DEALERSHIP

Location: Lyon (France)

MERCURE HOTELS
HOTEL

Location: Ibiza
Initial situation: Renovation
Units installed: Minichillers
Capacity: 251 kW

ALL SUITES
APART HOTEL

Location: Pessac (France)
Units installed: 3 pipes

COURS BASTIDE
SCHOOL

Location: Marseille (France)

AMD DECOLLETAGE
AUTOMOTIVE COMPONENTS FACTORY

Location: Marnaz (France)
Units installed: K2F-615DN4S
Capacity: 61.5kW

DUBLIN
HOTEL

Location: Dublin (Ireland)
Units installed: Amazon Unitario

NEXUS
Chillers Range

NEXUS
Chillers Range

INTRODUCTION TO THE PRODUCT RANGE	204
CHILLERS	208
MINICHILLERS FULL DC INVERTER	210
MODULAR FULL DC INVERTER CHILLERS 30-60 KW	212
MODULAR FULL DC INVERTER CHILLERS 90 KW	214
EXTERNAL HYDRAULIC KITS	216
KEY INSTALLATIONS	218

NEXUS

Chillers Range

The new 2021 KAYSUN chillers range has a wide range of units to meet each and every requirement of any premises. The KAYSUN Nexus series is the ideal solution for spaces that require climate control, such as homes, hotels, offices, stores and other facilities. All units in this range use an even more environmentally and ozone-friendly refrigerant, the new R-32 .

The flow of the most advanced technology

MODULAR CHILLERS

KAYSUN offers an interesting range of reliable and efficient modular units with great versatility, thanks to its combinable basic modules. Both design and installation process of this units are highly flexible, adding and combining chillers according to the needs of any customer or premises. Now 30 AND 60 KW MODULES CAN BE COMBINED up to 4 modules, in order to reach the maximum grade of flexibility in both project and installation phases.

→ 30 kW and 60 kW Modular Full DC Inverter Chillers

R-32

Modular 30kW and 60kW chillers fitted with Full DC Inverter technology. Up to four modules of these units can be combined. Fitted with DC Inverter Twin Rotary compressors and DC Brushless ventilators to ensure high efficiency and high energy savings. Compact structure units designed for convenient access and maintenance.

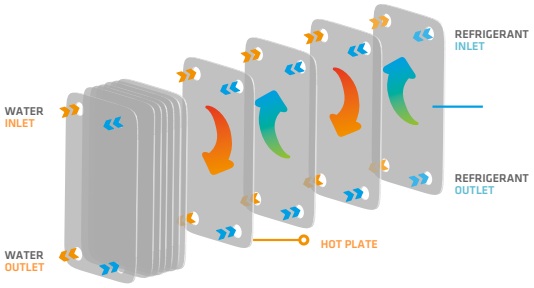

EXCHANGER TYPE

Full DC Inverter chillers are fitted with a plate heat exchanger.



- x4 COMBINABLE (30 & 60 KW)
- TWIN ROTARY DC INVERTER COMPRESSORS
- DC INVERTER FAN MOTORS
- COMPACT STRUCTURE

→ 90 kW Modular Full DC Inverter Chillers

New modular 90kW chillers fitted with Full DC Inverter technology. Up to four modules of these units can be combined, also with the 30 and 60 kW modules. Fitted with DC Inverter Scroll compressors and DC Brushless ventilators to ensure high efficiency and high energy savings. Compact structure units designed for convenient access and maintenance.

- x4 COMBINABLE UP TO 360 KW
- SCROLL DC INVERTER COMPRESSORS
- DC INVERTER VENTILATORS
- COMPACT STRUCTURE

FULL DC INVERTER CHILLER UNITS WITH BUILT-IN HYDRAULIC KIT

Full DC Inverter Chillers with incorporated hydraulic kit. These units are fitted with DC Inverter compressors and DC Brushless ventilators to ensure high efficiency and the resulting energy savings. Compact structure units designed for convenient access and maintenance.

- DC INVERTER COMPRESSORS
- DC INVERTER FAN MOTORS
- COMPACT STRUCTURE
- BUILT-IN HYDRAULIC KIT

FULL DC INVERTER MINICHILLERS

Minichiller units with 12, 14 and 16 kW rotary Inverter compressors provide up to 3.39 EER and up to 3.50 COP. This enhancement turns these units into a very efficient option to be considered for residential hot water installations.



Inverter Minichillers

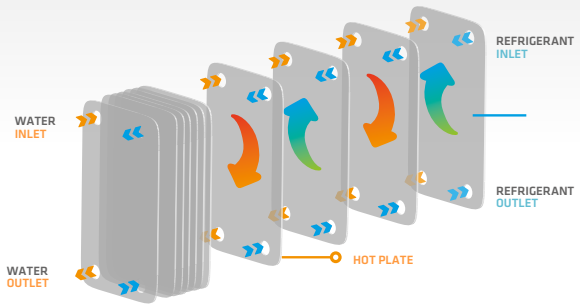

EXCHANGER TYPE

These units are fitted with a plate exchanger.

HYDRAULIC KIT

Minichiller units are delivered with a complete built-in hydraulic kit.

UNITS
Technical specifications

NEXUS CHILLERS

→ POWER RANGE

FULL DC INVERTER MINICHILLERS

R-410A

POWER kW	5	7	10	12	14	16	26	30	35

SINGLE-PHASE

KEM-5 DVN1	KEM-7 DVN1	KEM-10 DVN	KEM-12 DVN						

THREE-PHASE

			KEM-12 DTN	KEM-14 DTN	KEM-16 DTN				

MODULAR FULL DC INVERTER CHILLERS WITH AND WITHOUT HYDRAULIC KIT

R-32

POWER kW	5	7	10	12	14	16	26	30	35

COMBINABLE 30 KW AND 60 KW

COMBINABLE 30 KW AND 60 KW

COMBINABLE 90 KW

52	60	71	90	120	160	195	200	240	260	360

52	60	71	90	120	160	195	200	240	260	360

COMBINABLE UP TO 4 MODULES

KEM-30 DRS4

COMBINABLE UP TO 4 MODULES

KEM-60 DRS4

COMBINABLE UP TO 4 MODULES

KEM-90 DRS4

MINICHILLERS FULL DC INVERTER

General Characteristics

Full DC Inverter Minichillers from 5 to 16 kW: Dry contacts for start/stop, cooling/heating and alarm. Connection ports for additional water pump and optional wired controller.



STANDARD CONTROLLER

- On/Off
- Mode selector
- Temperature setting
- Timer
- Diagnosis

- COMPACT DESIGN AND EASY INSTALLATION
- AUTO-RESTART FEATURE
- CONTROLLER INCLUDED
- COMPLETE HYDRAULIC KIT

KCCHT-03

Optional wired controller fitted with:
- Touch control and LCD display
- Weekly timer
- Real-time clock

R-410A REFRIGERANT | ON/OFF CONTACT | HYDRAULIC KIT | COOLING AND HEATING | DC INVERTER COMPRESSOR | DC INVERTER EXTERNAL FAN

→ Technical Specifications

MODEL			KEM-05 DVN1	KEM-07 DVN1	KEM-10 DVN	KEM-12 DVN	KEM-12 DTN	KEM-14 DTN	KEM-16 DTN
Capacity	Cooling rated	kW	5	7	10	11.2	11.2	12.5	14.5
	Heating rated	kW	6.2	8	11	12.3	12.3	13.8	16
Cooling input rated		W	1550	2260	3030	3500	3380	3910	4680
Heating input rated		W	1900	2540	3240	3780	3720	4250	4850
Energy efficiency	EER		3.23	3.1	3.39	3.2	3.31	3.2	3.1
	COP		3.26	3.15	3.4	3.25	3.31	3.25	3.3
	SEER		5.83	6.07	5.71	6.37	6.18	6.69	6.78
	SCOP		3.55	3.46	3.34	3.46	3.66	3.78	3.39
	SCOP average zone, Water 35°C	Energy class	A+	A+	A+	A+	A+	A+	A+
Outdoor unit	Compressor type		Rotary	Rotary	Rotary	Rotary	Rotary	Rotary	Rotary
	No. compressor		1	1	1	1	1	1	1
	No. fans		1	1	2	2	2	2	2
	Air flow	m³/h	5100	5100	7000	7000	7000	7000	7000
	Sound pressure	dB(A)	58	58	59	59	59	60	60
	Width/height/depth	mm	990 / 966 / 354	990 / 966 / 354	970 / 1327 / 400	970 / 1327 / 400	970 / 1327 / 400	970 / 1327 / 400	970 / 1327 / 400
	Net weight	kg	81	81	110	110	110	111	111
	Power supply	V/ph/Hz	220-240/1/50	220-240/1/50	220-240/1/50	220-240/1/50	380-415/3/50	380-415/3/50	380-415/3/50
Refrigerant	Type refrigerant		R-410A	R-410A	R-410A	R-410A	R-410A	R-410A	R-410A
	Refrigerant charge	kg	2.5	2.5	2.8	2.8	2.8	2.9	2.9
Hydraulic system	Water flow rated	m³/h	0.86	1.2	1.72	1.92	1.92	2.15	2.49
	Load loss	kPa	13.91	23.94	23	25.02	25.02	25.69	32.95
	Water pressure min./max.	Pa	150000 / 500000	150000 / 500000	150000 / 500000	150000 / 500000	150000 / 500000	150000 / 500000	150000 / 500000
	Water pipe connections	inch	1"	1"	1 1/4"	1 1/4"	1 1/4"	1 1/4"	1 1/4"

Cooling capacity. Cooling input. EER: Data calculated in accordance with Standard EN 14511:2018 referring to the following conditions: Water temperature in internal exchanger = 12/7°C; Inlet air temperature in external exchanger = 35°C.
Heating capacity. Heating input. COP: Data calculated in accordance with Standard 14511:2018 referring to the following conditions: Water temperature in internal exchanger = 40/45°C; Air temperature in external exchanger = 7°C DB/6°C WB.
SEER. SCOP: Data calculated according to EN 14825:2016. The product complies with the European Directive ErP (Energy Related Products), which includes Commission Delegated Regulation (EU) N° 811/2013 (nominal thermal power ≤ 70 kW at specified reference conditions) and Commission Delegated Regulation (EU) N° 813/2013 (nominal thermal power ≤ 400 kW at specified reference conditions).
Sound pressure: Sound levels refer to the unit at full load. Sound level refers to measurement at 1 m from the external surface of the unit, operating in open field. The measurements are carried out in accordance with Standard UNI EN ISO 9614-2, respecting what is requested by EUROVENT 8/1 certification. Data referred to the following conditions: Water temperature in internal exchanger = 12/7°C; Outdoor air temperature = 35°C.

MODULAR FULL DC INVERTER CHILLERS 30-60 KW

General Characteristics

Kaysun Full DC Inverter Chillers are available in two types of module. Combinable up to 4 modules. The Full DC Inverter compressor and Full DC brushless fans provide great stability and energy efficiency. The units are very compact and are designed to speed up maintenance.

- Full DC Inverter: The technology used in the Kaysun DC Inverter optimises consumption, adjusting with greater accuracy to the actual demand of the system.
- Self-protection and self-diagnosis functions: Adjustment range for water outlet: from 0 to 17°C for cooling mode and from 22 to 50°C for heating mode.
- Automatic control: A single control for all the models that form the system.
- Dry contacts for start/stop, cold/heat and alarm.
- Condensation control.

CONTROLLER ONLY FOR GROUP CONTROL

STANDARD MODBUS PROTOCOL GATE

KCCHT-05 MODBUS
Standard

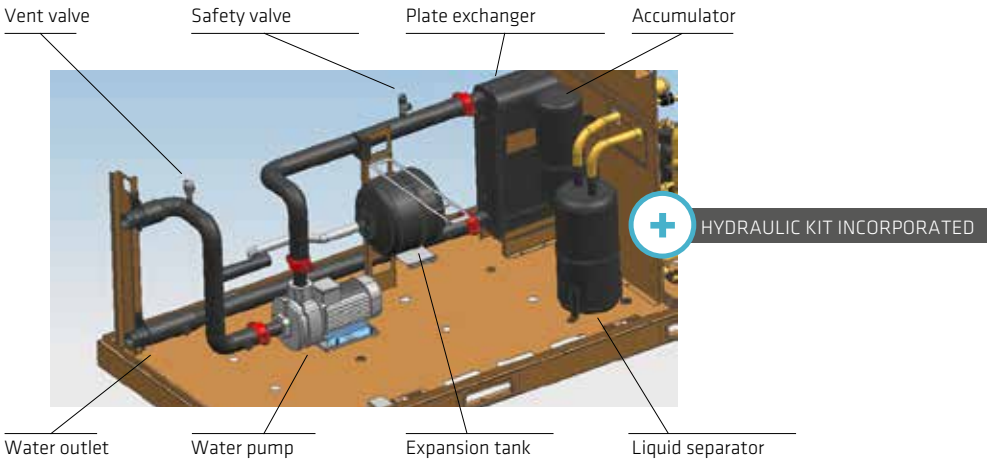

ACCESSORIES	
Hydraulic flanges kit for 30 kW Full DC Chillers	KIT-BRID-HID 30
Hydraulic flanges kit for 60-90 kW Full DC Chillers	KIT-BRID-HID 60-90

R-32 REFRIGERANT | MODULAR | MODBUS | ON/OFF CONTACT | DC INVERTER COMPRESSOR | DC INVERTER EXTERNAL FAN

→ Technical Specifications

			Basic modules	
MODEL			**KEM-30 DRS4**	**KEM-60 DRS4**
Capacity	**Cooling rated**	**kW**	29	55
	Heating rated	**kW**	32	62
Cooling input rated		**W**	10920	20870
Heating input rated		**W**	10000	20000
Energy efficiency	**EER**		2.65	2.64
	COP		3.2	3.1
	SEER		4.62	4
	SCOP		4.24	3.86
	SCOP average zone, Water 35°C	**Energy class**	A++	A++
Outdoor unit	**Compressor type**		Double Twin Rotary DC	Double Twin Rotary DC
	No. compressor		1	2
	No. fans		1	2
	Air flow	**m³/h**	12500	24000
	Min. total capacity	**%**	10	10
	Sound pressure	**dB(A)**	64.8	71.3
	Width/height/depth	**mm**	1870 / 1775 / 1000	2220 / 1325 / 1055
	Net weight	**kg**	300	380
	Power supply	**V/ph/Hz**	380-415/3/50	380-415/3/50
Refrigerant	**Type refrigerant**		R-32	R-32
	Refrigerant charge/supplementary	**kg**	7.9 / -	11.5 / 2.5
Hydraulic system	**Water flow rated**	**m³/h**	5	9.8
	Load loss	**kPa**	40	52
	Water pressure max.	**Pa**	1000000	1000000
	Water pipe connections	**inch**	1 1/2"	2"

			Basic modules with hydraulic kit	
MODEL			**KEM-30 DRS4 KH**	**KEM-60 DRS4 KH**
Hydraulic system	**Volume of expansion tank**	**l**	4.2	12
	Available pressure	**kPa**	220	260
	Pump consumption	**kW**	0.65	1.5

Cooling capacity. Cooling input. EER: Data calculated in accordance with Standard EN 14511:2018 referring to the following conditions: Water temperature in internal exchanger = 12/7°C; Inlet air temperature in external exchanger = 35°C.
Heating capacity. Heating input. COP: Data calculated in accordance with Standard 14511:2018 referring to the following conditions: Water temperature in internal exchanger = 40/45°C; Air temperature in external exchanger = 7°C DB/6°C WB.
SEER. SCOP: Data calculated according to EN 14825:2016. The product complies with the European Directive ErP (Energy Related Products), which includes Commission Delegated Regulation (EU) N° 811/2013 (nominal thermal power ≤ 70 kW at specified reference conditions) and Commission Delegated Regulation (EU) N° 813/2013 (nominal thermal power ≤ 400 kW at specified reference conditions).
Sound pressure: Sound levels refer to the unit at full load. Sound level refers to measurement at 1 m from the external surface of the unit, operating in open field. The measurements are carried out in accordance with Standard UNI EN ISO 9614-2, respecting what is requested by EUROVENT 8/1 certification. Data referred to the following conditions: Water temperature in internal exchanger = 12/7°C; Outdoor air temperature = 35°C.
Supplementary charge: R-32 equipment with a load > 11.5 kg per circuit must be loaded with the rest of kg on site.
NOTE: Combinable units.

MODULAR FULL DC INVERTER CHILLERS 90 KW

NEW

General Characteristics

The new Kaysun Full DC Inverter Chillers are available in three types of module combinable up to 4 modules. The Full DC Inverter compressor and Full DC brushless fans provide great stability and energy efficiency. The units are very compact and are designed to speed up maintenance.

- Full DC Inverter: The technology used in the Kaysun DC inverters optimises consumption, adjusting with greater accuracy to the actual demand of the system.
- Wide operation range: -20°C ~48°C.
- DHW management: DHW at 55°C from -4°C to 30°C of air temperature.
- Automatic control: A single control for all the models that form the system.
- Dry contacts for start/stop, cold/heat and alarm.
- Condensation control.

CONTROLLER ONLY FOR GROUP CONTROL

STANDARD MODBUS PROTOCOL GATE

KCCHT-06 MODBUS
Standard

ACCESSORIES	
3-way valve ON/OFF for DHW	3ACS
Hydraulic flanges kit for 60-90 kW Full DC Chillers	KIT-BRID-HID 60-90

R-32 REFRIGERANT · DOMESTIC HOT WATER · MODULAR · MODBUS · ON/OFF CONTACT · DC INVERTER COMPRESSOR · DC INVERTER EXTERNAL FAN

→ Technical Specifications

			Basic modules
MODEL			**KEM-90 DRS4**
Capacity	Cooling rated	kW	82
	Heating rated	kW	90
Cooling input rated		W	27800
Heating input rated		W	28100
Energy efficiency	EER		2.95
	COP		3.2
	SEER		4.58
	SCOP		3.97
	SCOP average zone, Water 35°C	Energy class	A++
Outdoor unit	Compressor type		DC Scroll
	No. compressor		2
	No. fans		2
	Air flow	m³/h	35000
	Min. total capacity	%	20
	Sound pressure	dB(A)	65
	Width/height/depth	mm	1135 / 2315 / 2220
	Net weight	kg	635
	Power supply	V/ph/Hz	380-415/3/50
Refrigerant	Type refrigerant		R-32
	Refrigerant charge/supplementary	kg	11.5 / 4.5
Hydraulic system	Water flow rated	m³/h	15
	Load loss	kPa	75
	Water pressure max.	Pa	1000000
	Water pipe connections	inch	2"

			Basic modules with hydraulic kit
MODEL			**KEM-90 DRS4 KH**
Hydraulic system	Volume of expansion tank	l	12
	Available pressure	kPa	250
	Pump consumption	kW	2

Cooling capacity. Cooling input. EER: Data calculated in accordance with Standard EN 14511:2018 referring to the following conditions: Water temperature in internal exchanger = 12/7°C; Inlet air temperature in external exchanger = 35°C.
Heating capacity. Heating input. COP: Data calculated in accordance with Standard 14511:2018 referring to the following conditions: Water temperature in internal exchanger = 40/45°C; Air temperature in external exchanger = 7°C DB/6°C WB.
SEER. SCOP: Data calculated according to EN 14825:2016. The product complies with the European Directive ErP (Energy Related Products), which includes Commission Delegated Regulation (EU) N° 811/2013 (nominal thermal power ≤ 70 kW at specified reference conditions) and Commission Delegated Regulation (EU) N° 813/2013 (nominal thermal power ≤ 400 kW at specified reference conditions).
Sound pressure: Sound levels refer to the unit at full load. Sound level refers to measurement at 1 m from the external surface of the unit, operating in open field. The measurements are carried out in accordance with Standard UNI EN ISO 9614-2, respecting what is requested by EUROVENT 8/1 certification. Data referred to the following conditions: Water temperature in internal exchanger = 12/7°C; Outdoor air temperature = 35°C.
Supplementary charge: R-32 equipment with a load > 11.5 kg per circuit must be loaded with the rest of kg on site.

EXTERNAL HYDRAULIC KITS

→ General Characteristics

1. Tank
2. Water pump
3. Expansion tank
5. On-off valve
6. Safety valve
7. Pressure gauge
8. Vent valve
10. Automatic filling unit
11. Electric panel
12. Check valve (version with 2 pumps only)
13. Drain
14. Anchor points (no. 4-6 holes M12/14)
15. Power supply
16. Hoist points
17. Water outlet
18. Water inlet



CHILLERS	KEM-60	KEM-90	KEM-120 (2)	KEM-150 (3)	KEM-180 (2)
Compatible hydraulic kits*	KHX-A	KHX-B	KHX-C	KHX-D	KHX-D
	KHX-A-300	KHX-B-300	KHX-C-300	KHX-D-500	KHX-D-500
	KH2X-A-300	KH2X-B-300	KH2X-C-300	KH2X-D-500	KH2X-D-500

CHILLERS	KEM-210 (3)	KEM-240 (2)	KEM-270 (3)	KEM-360 (4)
Compatible hydraulic kits*	KHX-F	KHX-F	KHX-F	KHX-I
	KHX-F-500	KHX-F-500	KHX-F-500	KHX-I-1000
	KH2X-F-500	KH2X-F-500	KH2X-F-500	KH2X-I-1000

(*)These application tables are for guidance purposes only. The final decision is to be made by the installer.

OPTIONAL EXPANSION VESSELS		12 L Expansion Vessel	25 L Expansion Vessel	2 x 25 L Expansion Vessel	3 x 25 L Expansion Vessel
Capacity	litres	12	25	50	75
Calibration Pressure	bar	1.5	1.5	1.5	1.5

HYDRAULIC KIT

→ Technical Specifications

MODEL (WITH BUFFER TANK) + 1 PUMP			KHX-A-300	KHX-B-300	KHX-C-300	KHX-D-500	KHX-F-500	KHX-I-1000
Power input		W	1100	1500	1500	2200	3000	5500
Outdoor unit	Width/height/depth	mm	1504 / 1265 / 1120	1504 / 1265 / 1120	1504 / 1265 / 1120	1504 / 1265 / 1120	1504 / 1265 / 1120	2044 / 1510 / 1200
	Net weight	kg	186	188	188	213	341	476
	Gross weight with water	kg	486	488	488	713	841	1479
	Power supply	V/ph/Hz	400/3/50	400/3/50	400/3/50	400/3/50	400/3/50	400/3/50
Hydraulic system	Water pump pressure	mH_2O	17	17.7	14.4	16.6/17.3/18.8	17.3/17.7/18.4	14.6/19.8/23.1
	Pump flow	m^3/h	11.18	16.4	22.4	27.6/31.8/33.6	38.8/43/44.8	50/75/100
	Volume of expansion tank	l	25	25	25	25	25	75
	Buffer tank capacity	l	300	300	300	500	500	1000
	Pressure relief valve calibration	bar	3	3	3	3	3	3
	No. pumps		1	1	1	1	1	1
	Expansion tank calibration pressure	bar	1.5	1.5	1.5	1.5	1.5	1.5

MODEL (WITH BUFFER TANK) + DOUBLE PUMP			KH2X-A-300	KH2X-B-300	KH2X-C-300	KH2X-D-500	KH2X-F-500	KH2X-I-1000
Power input		W	1100	1500	1500	2200	3000	5500
Outdoor unit	Width/height/depth	mm	1504 / 1265 / 1120	1504 / 1265 / 1120	1504 / 1265 / 1120	1504 / 1265 / 1120	1504 / 1265 / 1120	2044 / 1510 / 1200
	Net weight	kg	216	220	220	247	428	615
	Gross weight with water	kg	516	520	520	747	928	1615
	Power supply	V/ph/Hz	400/3/50	400/3/50	400/3/50	400/3/50	400/3/50	400/3/50
Hydraulic system	Water pump pressure	mH_2O	17	17.7	14.4	16.6/17.3/18.8	17.3/17.7/18.4	14.6/19.8/23.1
	Pump flow	m^3/h	11.18	16.4	22.4	27.6/31.8/33.6	38.8/43/44.8	50/75/100
	Volume of expansion tank	l	25	25	25	25	25	75
	Buffer tank capacity	l	300	300	300	500	500	1000
	Pressure relief valve calibration	bar	3	3	3	3	3	3
	No. pumps		2	2	2	2	2	1
	Expansion tank calibration pressure	bar	1.5	1.5	1.5	1.5	1.5	1.5

MODEL (WITHOUT BUFFER TANK) + 1 PUMP			KHX-A	KHX-B	KHX-C	KHX-D	KHX-F	KHX-I
Power input		W	1100	1500	1500	2200	3000	5500
Outdoor unit	Width/height/depth	mm	800 / 1350 / 650	800 / 1350 / 650	800 / 1350 / 650	800 / 1350 / 650	1120 / 1350 / 800	1200 / 1360 / 800
	Net weight	kg	89	90	91	93	153	215
	Power supply	V/ph/Hz	400/3/50	400/3/50	400/3/50	400/3/50	400/3/50	400/3/50
Hydraulic system	Water pump pressure	mH_2O	17	17.7	14.4	16.6/17.3/18.8	17.3/17.7/18.4	14.6/19.8/23.1
	Pump flow	m^3/h	11.18	16.4	22.4	27.6/31.8/33.6	38.8/43/44.8	50/75/100
	Volume of expansion tank	l	12	12	12	12	25	75
	Buffer tank capacity	l	-	-	-	-	-	-
	Pressure relief valve calibration	bar	3	3	3	3	3	3
	No. pumps		1	1	1	1	1	1
	Expansion tank calibration pressure	bar	1.5	1.5	1.5	1.5	1.5	1.5

Hydraulic kits include a standard expansion tank. In case you want a different type of tank (see next page), please inform the Sales Department.

REFERENCES

KEY INSTALLATIONS

GADIS SUPERMARKET
COMMERCIAL BUILDING

Location: Oleiros - Coruña
Initial situation: New construction
Units installed: Nexus
Capacity: 195 kW

GADIS

The **NEXUS** range represents Kaysun's commitment to environment. Thanks to its wide range of dimensions and capacities, **NEXUS** chillers adapt to every type of space. Hotels, offices and business centres choose this range as their ally in the air-conditioning of their installations.

FOSTERS HOLLYWOOD
RESTAURANT

Location: Gijón
Initial situation: New construction
Units installed: Nexus, Zen
Capacity: 90 kW

OTHER CUSTOMERS THAT HAVE TRUSTED **KAYSUN NEXUS**

HOTELS Al-Mirab Hotel (Córdoba), Calabera Hotel (Huelva), Marina Luz Hotel (Palma de Mallorca), Ambos Mundos Hotel (Palma de Mallorca), Mac Hotels (Palma de Mallorca), Paraiso Hotel (Málaga), Gran Palladium Resort (Ibiza), Ruta Jacobea Hotel (Santiago Compostela), Alcotan Hotel (San Pedro de Alcántara), Orly Hotel (Camponaraya, León). **PUBLIC BUILDINGS** Baza City Council (Granada), Caracoles Building - Chamartin Railway Station (Madrid), 091 Emergencies Headquarters (Málaga), Madrid Underground Headquarters (Madrid), Barakaldo City Council (Bizkaia), T2 Terminal AENA Airport (Barcelona). **SCHOOLS AND UNIVERSITIES** San Luis School (Menorca), Camino de Gelves Nursery School (Seville), María de la Salud State School (Majorca) **HOSPITALS, CLINICS AND HEALTH CENTRES** San Juan de Dios Clinic (Málaga) Santa Elena Clinic (Málaga), Old People's Home (Fuente de Piedra), Rincón Clinic (Béjar), Old People's Home (Ronda). **RESIDENCES** Alpe Buildings (Tarragona). **LEISURE CENTRES** Xesc Forteza Theater (Palma de Mallorca), School of Music (Cádiz), The Royal Calvary (Seville), Ribadeo Auditorium (Lugo), GAS Natural Headquarters (Rubí). **BUSINESS CENTRES AND OFFICES** Aerospace Engineering Group (Seville), Banca March (Palma de Mallorca), Health Department Headquarters of the Andalusia Autonomous Government (Cádiz), Hilaturas Ferre (Alicante), Leti Laboratories (Barcelona), Casa del Libro Book Stores (Barcelona), Prenatal (Almería), Zara HOME (Valencia), Stradivarius (Gerona, A Coruña), Imegasa Paper and Pulp Mill (Mugardos, A Coruña), Pharmaceutical Cooperative (Santiago Compostela), Wine Cooperative (Cacabelos, León).

SPORTS COMPLEX
LEISURE CENTRE

Location: Andorra
Initial situation: New construction
Units installed: Kem Modular Digital Scroll
Capacity: 600 kW

SCHOOL OF MUSIC
PUBLIC BUILDING

Location: Mallorca
Initial situation: New construction
Units installed: Kem Modular Digital Scroll
Capacity: 200 kW

ESADE
UNIVERSITY

Location: Barcelona
Initial situation: Renovation
Units installed: Kem Modular Digital Scroll
Capacity: 195 kW

VOLKSWAGEN
BUSINESS CENTRE

Location: Barcelona
Initial situation: Replacement
Units installed: Nexus
Capacity: 200 kW

ANDALUCIA PRINCESS
HOTEL

Location: Málaga
Initial situation: New construction
Units installed: Kem Modular Digital Scroll
Capacity: 700 kW

ZARA
COMMERCIAL BUILDING

Location: Girona
Initial situation: New construction
Units installed: Kem Modular Digital Scroll
Capacity: 195 kW

MATUTES - FIESTA HOTELS
HOTEL

Location: Ibiza
Initial situation: Renovation
Units installed: Nexus
Capacity: 200 kW

GRAND PALLADIUM
HOTEL

Location: Ibiza
Initial situation: Renovation
Units installed: Minichillers
Capacity: 251 kW

MUSEUM OF ENTHNOGRAPHY
CULTURAL CENTRE

Location: Zamora
Initial situation: New construction
Units installed: Nexus
Capacity: 95 kW

BIÈRE ARTISANALE SARLAT
BREWERY

Bière Artisanale Sarlat

Location: Vezac y Sarlat la Caneda (France)
Initial situation: Renovation
Units installed: Digital Scroll
Capacity: 95 kW

CORDEX
TEXTILE COMPANY

Location: Esmoriz (Portugal).
Initial situation: New construction
Units installed: KEM200HN3 + KEM130HN3
Capacity: 315 kW

FANCOILS

Water Terminal Units Product Range

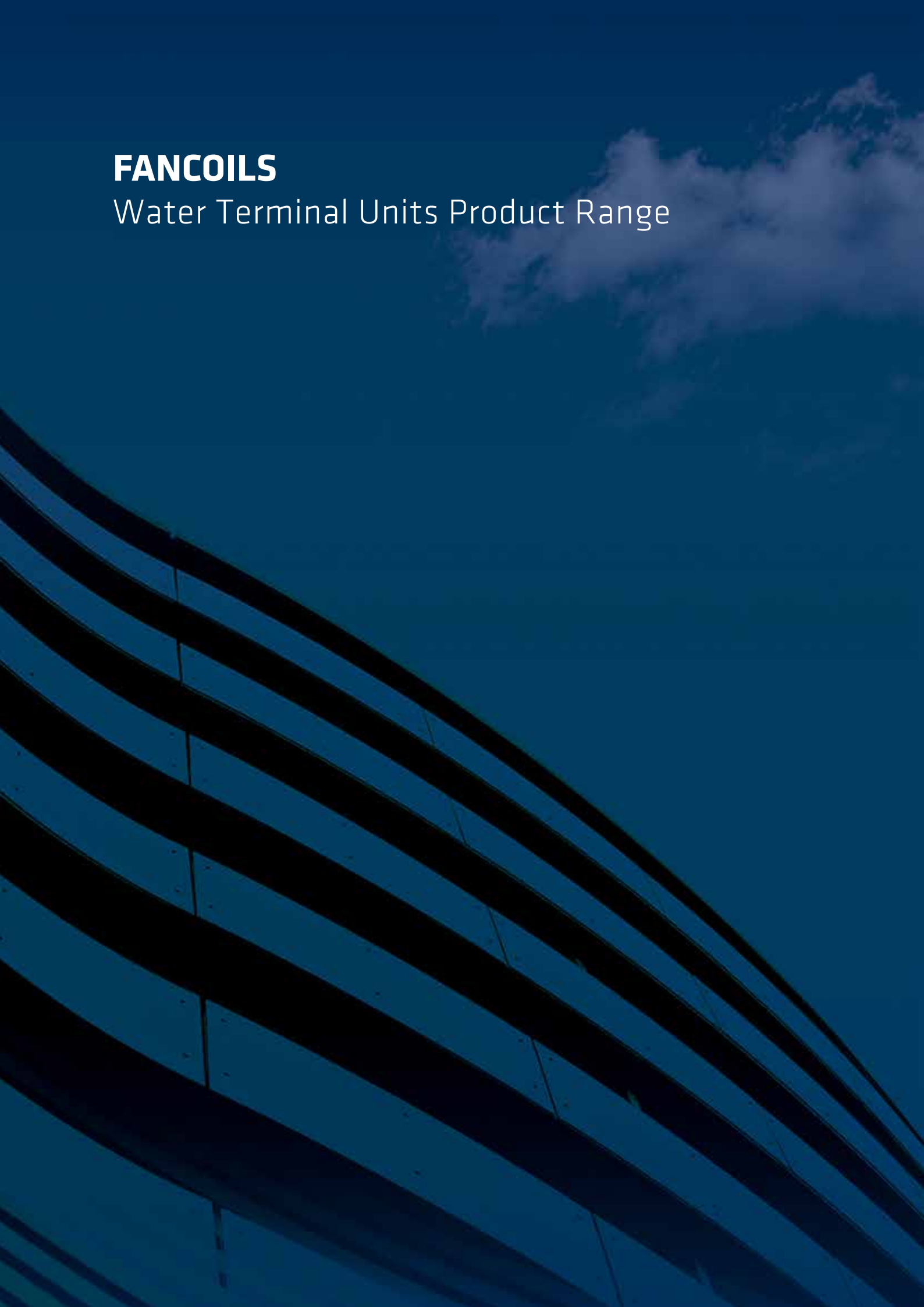

FANCOILS

Water Terminal Units Product Range

INTRODUCTION TO THE PRODUCT RANGE		224
UNITS		227
CEILING & FLOOR 2	KFC-S2(E)	228
CEILING & FLOOR	KFC-S(E)	230
CASSETTES 600X600	KFC-CI	232
CASSETTES 840X840	KFC-CIS	234
WALL-MOUNTED	KFC-AY	236
DUCTS	KFC-PD	238
FANCOILS CONTROLLERS		240
KEY INSTALLATIONS		242

FANCOILS

Water Terminal Units Range

Introducing KAYSUN Fancoils range, a series of water terminal units that include DC inverter fans in practically all its range. These units are the perfect complement to the Nexus range of water chillers. The indoor units of this range have different type of models, such as wall-mounted, ceiling & floor, cassette 600x600, cassette 840x840, and duct units. KAYSUN has a perfect solution for every need.

The Comfort Of Water

INDOOR UNITS AVAILABLE WITH 2 AND 4 PIPES

The Cassette 600x600, Cassette 840x840 units and duct units are available with 2 and 4 pipes configurations. The four-pipes configurations allow units to work in Cooling mode and in Heating mode simultaneously and separately in the same installation. Four-pipes coils are fitted with two rows to work in Cooling mode, and with one row to work in Heating mode. The Duct and Cassette units include a standard extended drain pan. The Fancoil Cassette and Duct type units have an optional L-shaped pipework kit for easy installation.

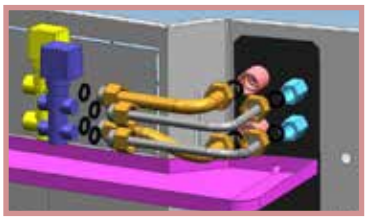

CONTROL

KAYSUN fancoils have a wide range of controls, whether individual wireless, individual wired, centralised controls or gateways for integration into building management systems. Aesthetically and functionally, KAYSUN offers everything from the classic conventional thermostat with sensor, temperature selection wheel and two switches (heat/off/cold and 3 speeds), to the most advanced touch controls. Wall-mounted and Cassette fancoils are directly compatible with the controls that appear as compatible with fancoils in the controls chapter. If needed, the Duct and Ceiling&Floor Fancoils can also be managed by the controls that appear as compatible with Fancoils in the controls chapter, if they are equipped with the K01-FC-2T (for 2 Pipes) or K01-FC-4T (for 4 Pipes) Interface.

THERMOSTAT

ADVANCED CONTROL

INTERFACE TO CONTROL

THERMOSTAT

→ POWER RANGE

CEILING & FLOOR 2 PIPES

FLOW RATE (m³/h)	370	600	750	1500
CASED				
KFC-S-2T-250D	KFC-S-2T-400D	KFC-S-2T-500D	KFC-S-2T-900D	
KFC-S2E-2T-250D	KFC-S2E-2T-350D	KFC-S2E-2T-500D	KFC-S2E-2T-800D	
UNCASED				
KFC-SE-2T-250D	KFC-SE-2T-400D	KFC-SE-2T-500D	KFC-SE-2T-900D	
KFC-S2-2T-250D	KFC-S2-2T-350D	KFC-S2-2T-500D	KFC-S2-2T-800D	

CASSETTES 600X600

FLOW RATE (m³/h)	540	780
2 PIPES		
KFC-CI-2T-300D1	KFC-CI-2T-500D1	
4 PIPES		
KFC-CI-4T-300D1	KFC-CI-4T-500D1	

CASSETTES 840X840

FLOW RATE (m³/h)	1175	1530	1870
2 PIPES			
KFC-CIS-2T-600D2	KFC-CIS-2T-950D2	KFC-CIS-2T-1500D2	
4 PIPES			
KFC-CIS-4T-600D2	KFC-CIS-4T-950D2	KFC-CIS-4T-1500D2	

WALL-MOUNTED 2 PIPES

FLOW RATE (m³/h)	490	680	980
KFC-AY-2T-250D2	KFC-AY-2T-400D2	KFC-AY-2T-600D2	

DUCT UNITS

FLOW RATE (m³/h)	340	600	730	1020	1450	1825	2124
2 PIPES							
KFC-PD-2T-200D	KFC-PD-2T-300D	KFC-PD-2T-400D	KFC-PD-2T-600D	KFC-PD-2T-800D	KFC-PD-2T-1000D	KFC-PD-2T-1200D	

FLOW RATE (m³/h)	340	510	680	1020	1360
4 PIPES					
KFC-PD-4T-200D	KFC-PD-4T-300D	KFC-PD-4T-400D	KFC-PD-4T-600D	KFC-PD-4T-800D	

UNITS
Technical specifications

CEILING/FLOOR 2nd GENERATION

General Characteristics

This unit is especially designed to save space. Due to its reduced depth, it is the perfect solution that adapts to every type of installation, from wall-mounted to floor standing, whether totally or partially recessed, adapting perfectly to the aesthetics of the environment. In the standard unit, with air impulsion facing the user, the hydraulic connections are in the left side.

- 2 pipes.
- DC Inverter fan motor.
- Modbus RTU ports.

HORIZONTAL/VERTICAL INSTALLATION

DC INVERTER FAN

KC-FC-S2
Recommended thermostat

CONTROLLERS COMPATIBLE WITH THE INTERFACE TO KAYSUN CONTROLLER

INDIVIDUAL WIRED	CENTRALISED	BMS INTEGRATION SYSTEMS	
KC-FC-S2 KC-FCD2	KCCT-64 I (B)	K01-LON K01-KNX 1 K01-KNX 16	K01-KNX 64 K01-BACNET

For further information, please see our Controllers range.

ACCESSORIES	
Recommended controller	KC-FC-S2
Thermostat for 2 pipe units	KC-FC-2T
Thermostat with display for 2 pipe units	KC-FCD2
Pipework kit for KFC-S2(E)-2T-250D until KFC-S2(E)-2T-500D	KIT TUB FC 2S(E)-2T
Pipework kit for KFC-S2(E)-2T-800D	KIT TUB FC 2S(E)-2T-1
3-way valve 3/4	KV3-FC 3/4
ON/OFF Actuator	KACT-0

0-10V INPUT SIGNAL | MODBUS | ON/OFF CONTACT | DC INVERTER INTERNAL FAN

→ Technical Specifications

2 PIPES CASED

MODEL			KFC-S2E-2T-250D	KFC-S2E-2T-350D	KFC-S2E-2T-500D	KFC-S2E-2T-800D
Capacity	Cooling min./max.	kW	1.19 / 2.35	2.2 / 3.5	2.71 / 4.3	4.57 / 7.35
	Sensitive cooling min./max.	kW	0.86 / 1.79	1.57 / 2.65	1.91 / 3.25	3.45 / 5.87
	heating min./max.	kW	1.34 / 2.6	2.19 / 3.5	2.6 / 4.3	4.71 / 8.05
Power input		W	7	10	14	22
Power input max.		W	17	26	50	113
Indoor unit	Air flow low/medium/high	m³/h	190 / 315 / 400	340 / 470 / 595	410 / 580 / 790	685 / 1015 / 1360
	Sound pressure low/medium/high	dB(A)	29 / 37 / 43	37 / 45 / 52	43 / 52 / 59	49 / 58 / 64
	Width/height/depth	mm	1020 / 495 / 200	1240 / 495 / 200	1240 / 495 / 200	1360 / 495 / 200
	Net weight	kg	21.5	25.5	25.5	32.5
	Power supply	V/ph/Hz	220/1/50	220/1/50	220/1/50	220/1/50
Hydraulic system	Water flow cooling min./max.	m³/h	0.21 / 0.4	0.38 / 0.6	0.47 / 0.74	0.79 / 1.27
	Water pipe connections	inch	3/4"	3/4"	3/4"	3/4"
Evaporator pressure drop	Cooling min./max.	kPa	4.6 / 13.3	15.4 / 34.1	22.8 / 54.2	19.4 / 44.1
	Heating min./max.	kPa	4.5 / 14.3	14.8 / 35.1	22.3 / 54.3	18.2 / 46.9

2 PIPES UNCASED

MODEL			KFC-S2-2T-250D	KFC-S2-2T-350D	KFC-S2-2T-500D	KFC-S2-2T-800D
Capacity	Cooling min./max.	kW	1.19 / 2.35	2.2 / 3.5	2.71 / 4.3	4.57 / 7.35
	Sensitive cooling min./max.	kW	0.86 / 1.79	1.57 / 2.65	1.91 / 3.25	3.45 / 5.87
	heating min./max.	kW	1.34 / 2.6	2.19 / 3.5	2.6 / 4.3	4.71 / 8.05
Power input		W	7	10	14	22
Power input max.		W	17	26	50	113
Indoor unit	Air flow low/medium/high	m³/h	190 / 315 / 400	340 / 470 / 595	410 / 580 / 790	685 / 1015 / 1360
	Sound pressure low/medium/high	dB(A)	29 / 37 / 43	37 / 45 / 52	43 / 52 / 59	49 / 58 / 64
	Width/height/depth	mm	858 / 455 / 200	1078 / 455 / 200	1078 / 455 / 200	1198 / 551 / 200
	Net weight	kg	16.5	19.5	19.5	25
	Power supply	V/ph/Hz	220/1/50	220/1/50	220/1/50	220/1/50
Hydraulic system	Water flow cooling min./max.	m³/h	0.21 / 0.4	0.38 / 0.6	0.47 / 0.74	0.79 / 1.27
	Water pipe connections	inch	3/4"	3/4"	3/4"	3/4"
Evaporator pressure drop	Cooling min./max.	kPa	4.6 / 13.3	15.4 / 34.1	22.8 / 54.2	19.4 / 44.1
	Heating min./max.	kPa	4.5 / 14.3	14.8 / 35.1	22.3 / 54.3	18.2 / 46.9

The product complies with the European Directive ErP (Energy Related Products), which includes the Commission Delegated Regulation (EU) Nº 2016/2281, also known as Ecodesign LOT21. Airflow without ducts (0 Pa pressure available).

Cooling capacity. Sensitive cooling capacity. Water flow cooling. Evaporator pressure drop cooling: Water in inlet exchanger 7°C (thermal jump 5°C) - Ambient air 27°C DB/19°C WB.

Heating capacity. Evaporator pressure drop heating: Water in inlet exchanger 45°C (thermal jump 5°C) - Ambient air 20°C.

Sound pressure: Sound levels measured in an anechoic chamber and referred to unit for 2-pipe installation. Sound pressure level has been measured at 1 m distance from the external surface of the unit in open field operation.

CEILING/FLOOR 1st GENERATION

General Characteristics

This unit is especially designed to save space. Due to its reduced depth, it is the perfect solution that adapts to every type of installation, from wall-mounted to floor standing, whether totally or partially recessed, adapting perfectly to the aesthetics of the environment. In the standard unit, with air impulsion facing the user, the hydraulic connections are in the left side.

- 2 pipes.
- DC Inverter fan motor.

HORIZONTAL/VERTICAL INSTALLATION

DC INVERTER FAN

Compatible with AIRZONE

KC-FC-2T
Recommended thermostat for uncased units

KC-FCS-2T
Recommended thermostat for cased units

CONTROLLERS COMPATIBLE WITH THE INTERFACE TO KAYSUN CONTROLLER

INDIVIDUAL WIRELESS	INDIVIDUAL WIRED	CENTRALISED	BMS INTEGRATION SYSTEMS		WIFI CONTROL
KID-05 S KI-04 S	KC-FCD2 KC-FCS-2T KC-FC-2T	KCCT-64 I (B)	K02-MODBUS K01-MODBUS 1 K01-MODBUS 4 K01-MODBUS 8 K01-MODBUS 32	K01-LON K01-KNX 1 K01-KNX 16 K01-KNX 64 K01-BACNET	K01-WIFI

For further information, please see our Controllers range.
*It can be integrated in the body of the concealed FLOOR type units

ACCESSORIES	
Recommended thermostat for cased units	KC-FCS-2T
Thermostat for 2 pipe units	KC-FC-2T
Thermostat with display for 2 pipe units	KC-FCD2
Interface to Kaysun control for 2 pipe units	K01-FC-2T
Pipework kit for Ceiling/Floor Fancoils	KIT TUB FC S(E)-1T-1
3-way valve 3/4	KV3-FC 3/4
ON/OFF Actuator	KACT-0

DC INVERTER INTERNAL FAN

→ Technical Specifications

2 PIPES CASED

MODEL			KFC-SE-2T-250D	KFC-SE-2T-400D	KFC-SE-2T-500D	KFC-SE-2T-900D
Capacity	Cooling min./max.	kW	1.07 / 2.07	2.12 / 3.25	2.8 / 4.82	4.72 / 7.17
	Sensitive cooling min./max.	kW	0.72 / 1.52	1.5 / 2.48	1.9 / 3.51	3.6 / 5.92
	heating min./max.	kW	1.42 / 2.78	2.63 / 4.37	3.44 / 6.17	5.94 / 9.96
Power input		W	7	10	10	21
Power input max.		W	17	30	31	103
Indoor unit	Air flow low/medium/high	m³/h	196 / 272 / 369	343 / 448 / 604	398 / 555 / 748	806 / 1054 / 1509
	Sound pressure low/medium/high	dB(A)	22 / 31 / 39	31 / 37 / 44	27 / 35 / 42	35 / 42 / 51
	Width/height/depth	mm	800 / 592 / 220	1000 / 592 / 220	1200 / 592 / 220	1500 / 592 / 220
	Net weight	kg	24.4	28.2	34.2	40
	Power supply	V/ph/Hz	220-240/1/50	220-240/1/50	220-240/1/50	220-240/1/50
Hydraulic system	Water flow cooling min./max.	m³/h	0.2 / 0.36	0.38 / 0.59	0.51 / 0.85	0.84 / 1.29
	Water pipe connections	inch	3/4"	3/4"	3/4"	3/4"
Evaporator pressure drop	Cooling min./max.	kPa	3.8 / 11.1	11.1 / 23.2	10.7 / 27.3	14.1 / 30.9
	Heating min./max.	kPa	3 / 11.9	9.1 / 22.9	9 / 27.5	12.4 / 34.9

2 PIPES UNCASED

MODEL			KFC-S-2T-250D	KFC-S-2T-400D	KFC-S-2T-500D	KFC-S-2T-900D
Capacity	Cooling min./max.	kW	1.07 / 2.07	2.12 / 3.25	2.8 / 4.82	4.72 / 7.17
	Sensitive cooling min./max.	kW	0.72 / 1.52	1.5 / 2.48	1.9 / 3.51	3.6 / 5.92
	heating min./max.	kW	1.42 / 2.78	2.63 / 4.37	3.44 / 6.17	5.94 / 9.96
Power input		W	7	10	10	21
Power input max.		W	17	30	31	103
Indoor unit	Air flow low/medium/high	m³/h	196 / 272 / 369	343 / 448 / 604	398 / 555 / 748	806 / 1054 / 1509
	Sound pressure low/medium/high	dB(A)	22 / 31 / 39	31 / 37 / 44	27 / 35 / 42	35 / 42 / 51
	Width/height/depth	mm	550 / 545 / 212	750 / 545 / 212	950 / 545 / 212	1250 / 545 / 212
	Net weight	kg	17	20	25	32
	Power supply	V/ph/Hz	220-240/1/50	220-240/1/50	220-240/1/50	220-240/1/50
Hydraulic system	Water flow cooling min./max.	m³/h	0.2 / 0.36	0.38 / 0.59	0.51 / 0.85	0.84 / 1.29
	Water pipe connections	inch	3/4"	3/4"	3/4"	3/4"
Evaporator pressure drop	Cooling min./max.	kPa	3.8 / 11.1	11.1 / 23.2	10.7 / 27.3	14.1 / 30.9
	Heating min./max.	kPa	3 / 11.9	9.1 / 22.9	9 / 27.5	12.4 / 34.9

The product complies with the European Directive ErP (Energy Related Products), which includes the Commission Delegated Regulation (EU) Nº 2016/2281, also known as Ecodesign LOT21.
Airflow without ducts (0 Pa pressure available).
Cooling capacity. Sensitive cooling capacity. Water flow cooling. Evaporator pressure drop cooling: Water in inlet exchanger 7°C (thermal jump 5°C) - Ambient air 27°C DB/19°C WB.
Heating capacity. Evaporator pressure drop heating: Water in inlet exchanger 50°C (thermal jump 5°C) - Ambient air 20°C.
Sound pressure: Sound levels measured in an anechoic chamber and referred to unit for 2-pipe installation. Sound pressure level has been measured at 1 m distance from the external surface of the unit in open field operation.
NOTE: The white color of the model may vary from the image.
Units available while stocks last.

CASSETTES 600x600

General Characteristics

The 360° panel Art Flux Cassette unit provides an even, fast air-conditioning controller that is far-reaching with no dead zones due to its additional motor, which allows the louvers to swing between 37° and 42°. The unit is co compact and light that it can be integrated into any space, including shallow ceilings, without sticking out.

- Condensation pump.
- Fresh air supply and air blow towards adjacent rooms.
- Standard extended drainage pan.
- Optional pipework kit.
- Optional three-way valve.
- Optional ON/OFF valve driver.
- DC Inverter fan motor.

Compatible with AIRZONE

KI-04 S
Recommended controller

ART FLUX 360° UNIT

DC INVERTER FAN

COMPATIBLE CONTROLLERS

INDIVIDUAL WIRELESS	INDIVIDUAL WIRED	CENTRALISED	BMS INTEGRATION SYSTEMS		WIFI CONTROL
KID-05 S	KC-02.1 H KCT-02.1 SR	KCCT-64 I (B)	K02-MODBUS K01-MODBUS 1 K01-MODBUS 4 K01-MODBUS 8 K01-MODBUS 32	K01-LON K01-KNX 1 K01-KNX 16 K01-KNX 64 K01-BACNET	K01-WIFI

For further information, please see our Controllers range.

ACCESSORIES	
Electronic thermostat with display	KCT-02.1 SR
Pipework kit for 2 pipes Cassette 600x600 Fancoils	KIT TUB FC CI-2T
Pipework kit for 4 pipes Cassette 600x600 Fancoils	KIT TUB FC CI-4T
3-way valve 3/4 (cool water)	KV3-FC 3/4
3-way valve 1/2 (hot water)	KV3-FC 1/2
ON/OFF Actuator	KACT-0

KACT-0: Please remember to order 2 actuators for your 4 pipe Fancoil.

AIR OUTLET 360° | ON/OFF CONTACT | FRESH AIR SUPPLY | DRAINAGE PUMP | DC INVERTER INTERNAL FAN

→ Technical Specifications

2 PIPES

MODEL			KFC-CI-2T-300D1	KFC-CI-2T-500D1
Capacity	Cooling min./max.	kW	2 / 2.98	3.01 / 4.2
	Sensitive cooling min./max.	kW	1.59 / 2.49	2.31 / 3.45
	heating min./max.	kW	2.24 / 2.61	3.26 / 4.95
Power input		W	5	21
Power input max.		W	15	43
Indoor unit	Air flow low/medium/high	m³/h	322 / 429 / 535	494 / 611 / 781
	Sound pressure low/medium/high	dB(A)	27 / 33 / 39	32 / 38 / 43
	Width/height/depth	mm	575 / 261 / 575	575 / 261 / 575
	Net weight	kg	16.5	16.5
	Power supply	V/ph/Hz	220-240/1/50	220-240/1/50
Panel	Width/height/depth	mm	647 / 50 / 647	647 / 50 / 647
	Net weight	kg	2.5	2.5
Hydraulic system	Water flow cooling min./max.	m³/h	0.35 / 0.53	0.54 / 0.75
	Water pipe connections	inch	3/4"	3/4"
Evaporator pressure drop	Cooling min./max.	kPa	5 / 10	7.4 / 12.3
	Heating min./max.	kPa	5.3 / 12.1	6.1 / 9.4

4 PIPES

MODEL			KFC-CI-4T-300D1	KFC-CI-4T-500D1
Capacity	Cooling min./max.	kW	1.65 / 2.4	2.3 / 3.05
	Sensitive cooling min./max.	kW	1.26 / 2	1.75 / 2.54
	heating min./max.	kW	2.25 / 4.24	3.09 / 5.97
Power input		W	5	11
Power input max.		W	14	32
Indoor unit	Air flow low/medium/high	m³/h	321 / 429 / 539	462 / 572 / 731
	Sound pressure low/medium/high	dB(A)	27 / 33 / 39	31 / 39 / 44
	Width/height/depth	mm	575 / 261 / 575	575 / 261 / 575
	Net weight	kg	16.7	16.7
	Power supply	V/ph/Hz	220-240/1/50	220-240/1/50
Panel	Width/height/depth	mm	647 / 50 / 647	647 / 50 / 647
	Net weight	kg	2.5	2.5
Hydraulic system	Water flow cooling min./max.	m³/h	0.29 / 0.42	0.4 / 0.54
	Water flow heating min./max.	m³/h	0.21 / 0.32	0.28 / 0.39
	Water pipes connection cooling/heating	inch	3/4" / 1/2"	3/4" / 1/2"
Evaporator pressure drop	Cooling min./max.	kPa	9.3 / 17.4	10.3 / 16.8
	Heating min./max.	kPa	11.3 / 23.5	14.5 / 26.8

The product complies with the European Directive ErP (Energy Related Products), which includes the Commission Delegated Regulation (EU) Nº 2016/2281, also known as Ecodesign LOT21.
Cooling capacity. Sensitive cooling capacity. Water flow cooling. Evaporator pressure drop cooling: Water in inlet exchanger 7°C (thermal jump 5°C) - Ambient air 27°C DB/19°C WB.
Heating capacity. Water flow heating. Water pipes connection cooling/heating. Evaporator pressure drop heating: Water in inlet exchanger 45°C (thermal jump 5°C) - Ambient air 20°C.
Sound pressure: Sound levels measured in an anechoic chamber and referred to unit for 2-pipe installation. Sound pressure level has been measured at 1 m distance from the external surface of the unit in open field operation.
NOTE: The white color of the model may vary from the image.
Units available while stocks last.

CASSETTES 840x840

General Characteristics

This cassette changes its aesthetics because it is equipped with new design panel maintaining the 360° round flow. The new DC fan motor provides fast and far-reaching air-conditioning control, without leaving dead zones.

- 0-10V input signal which controls fan speed.
- Independent louver management.
- Modbus port available as standard.
- Condensation pump.
- Fresh air supply and air blow towards adjacent rooms.
- Standard extended drainage pan.

ART FLUX 360° UNIT

DC INVERTER FAN

KI-04 S
Recommended controller

Compatible with AIRZONE

COMPATIBLE CONTROLLERS

INDIVIDUAL WIRELESS	INDIVIDUAL WIRED	CENTRALISED	BMS INTEGRATION SYSTEMS	WIFI CONTROL
KID-05 S	KC-02.1 H KCT-02.1 SR	KCCT-64 I (B)	K01-LON K01-KNX 1 K01-KNX 16 K01-KNX 64 K01-BACNET	K01-WIFI

For further information, please see our Controllers range.

ACCESSORIES	
Electronic thermostat with display	KCT-02.1 SR
Pipework kit for 2 pipes Cassette 840x840 Fancoils	KIT TUB FC CIS-2T
Pipework kit for 4 pipes Cassette 840x840 Fancoils	KIT TUB FC CIS-4T
3-way valve 3/4 (cool water)	KV3-FC 3/4
3-way valve 1/2 (hot water)	KV3-FC 1/2
ON/OFF Actuator	KACT-0

KACT-0: Please remember to order 2 actuators for your 4 pipe Fancoil.

AIR OUTLET 360° | 0-10V INPUT SIGNAL | INDEPENDENT BLADES | MODBUS | ON/OFF CONTACT | DRAINAGE PUMP | DC INVERTER INTERNAL FAN

→ Technical Specifications

2 PIPES

MODEL			KFC-CIS-2T-600D2	KFC-CIS-2T-950D2	KFC-CIS-2T-1500D2
Capacity	Cooling min./max.	kW	4.4 / 5.93	6.35 / 7.84	7.48 / 11.19
	Sensitive cooling min./max.	kW	3.52 / 5	5.23 / 6.65	5.97 / 9.04
	heating min./max.	kW	5.32 / 6.06	6.36 / 8.49	8.68 / 10.07
Power input		W	17	34	39
Power input max.		W	41	75	126
Indoor unit	Air flow low/medium/high	m³/h	768 / 987 / 1175	1101 / 1224 / 1530	1198 / 1415 / 1871
	Sound pressure low/medium/high	dB(A)	33 / 39 / 43	39 / 42 / 49	39 / 43 / 49
	Width/height/depth	mm	840 / 230 / 840	840 / 230 / 840	840 / 230 / 840
	Net weight	kg	23	27	29.5
	Power supply	V/ph/Hz	220-240/1/50	220-240/1/50	220-240/1/50
Panel	Width/height/depth	mm	950 / 55 / 950	950 / 55 / 950	950 / 55 / 950
	Net weight	kg	5	5	5
Hydraulic system	Water flow cooling min./max.	m³/h	0.77 / 1.05	1.13 / 1.43	1.28 / 1.96
	Water pipe connections	inch	3/4"	3/4"	3/4"
Evaporator pressure drop	Cooling min./max.	kPa	11 / 19.2	14.1 / 22	16.4 / 36.6
	Heating min./max.	kPa	19.9 / 25.9	17.4 / 28.1	23.3 / 49.2

4 PIPES

MODEL			KFC-CIS-4T-600D2	KFC-CIS-4T-950D2	KFC-CIS-4T-1500D2
Capacity	Cooling min./max.	kW	4 / 5.36	4.75 / 5.82	6.45 / 8.76
	Sensitive cooling min./max.	kW	3.42 / 4.66	4.13 / 5.05	5.4 / 7.7
	heating min./max.	kW	5.09 / 7.38	5.93 / 8.52	8.24 / 12.29
Power input		W	19	32	38
Power input max.		W	50	77	125
Indoor unit	Air flow low/medium/high	m³/h	1191 / 1410 / 1857	1088 / 1212 / 1525	1191 / 1410 / 1857
	Sound pressure low/medium/high	dB(A)	31 / 37 / 42	38 / 41 / 46	38 / 43 / 49
	Width/height/depth	mm	840 / 230 / 840	840 / 230 / 840	840 / 230 / 840
	Net weight	kg	27.5	27.5	30
	Power supply	V/ph/Hz	220-240/1/50	220-240/1/50	220-240/1/50
Panel	Width/height/depth	mm	950 / 55 / 950	950 / 55 / 950	950 / 55 / 950
	Net weight	kg	5	5	5
Hydraulic system	Water flow cooling min./max.	m³/h	0.72 / 0.99	0.83 / 1.04	1.15 / 1.58
	Water flow heating min./max.	m³/h	0.47 / 0.61	0.55 / 0.68	0.76 / 0.99
	Water pipes connection cooling/heating	inch	3/4" / 1/2"	3/4" / 1/2"	3/4" / 1/2"
Evaporator pressure drop	Cooling min./max.	kPa	8.1 / 14.8	10.9 / 16.4	17.7 / 33
	Heating min./max.	kPa	14.5 / 25.3	23.5 / 34	27 / 48.7

The product complies with the European Directive ErP (Energy Related Products), which includes the Commission Delegated Regulation (EU) Nº 2016/2281, also known as Ecodesign LOT21.
Cooling capacity. Sensitive cooling capacity. Water flow cooling. Evaporator pressure drop cooling: Water in inlet exchanger 7°C (thermal jump 5°C) - Ambient air 27°C DB/19°C WB.
Heating capacity. Water flow heating. Water pipes connection cooling/heating. Evaporator pressure drop heating: Water in inlet exchanger 45°C (thermal jump 5°C) - Ambient air 20°C.
Sound pressure: Sound levels measured in an anechoic chamber and referred to unit for 2-pipe installation. Sound pressure level has been measured at 1 m distance from the external surface of the unit in open field operation.
NOTE: The white color of the model may vary from the image.

WALL-MOUNTED

General Characteristics

Wall-mounted units with a compact and new elegant design. They include a translucent LED display that provides it with a modern design by using the most advanced technology in the market.

- Only 2 pipes version.
- Standard 3-way ON/OFF valve included.
- 0-10V input sign which controls fan speed.
- Modbus port available as standard.

Compatible with AIRZONE

COMPATIBLE WITH KAYSUN

CONTROLLERS RANGE

DC INVERTER FAN

KI-04 S
Recommended controller

COMPATIBLE CONTROLLERS

INDIVIDUAL WIRELESS	INDIVIDUAL WIRED	CENTRALISED	BMS INTEGRATION SYSTEMS	WIFI CONTROL
KID-05 S	KC-02.1 H KCT-02.1 SR	KCCT-64 I (B)	K01-LON K01-KNX 1 K01-KNX 16 K01-KNX 64 K01-BACNET	K01-WIFI

For further information, please see our Controllers range.

ACCESSORIES	
Electronic thermostat with display	KCT-02.1 SR

0-10V INPUT SIGNAL | MODBUS | ON/OFF CONTACT | DC INVERTER INTERNAL FAN

→ Technical Specifications

2 PIPES

MODEL			KFC-AY-2T-250D2	KFC-AY-2T-400D2	KFC-AY-2T-600D2
Capacity	Cooling min./max.	kW	2.39 / 2.7	2.88 / 3.81	3.79 / 4.87
	Sensitive cooling min./max.	kW	1.85 / 2.15	2.31 / 3.18	3.1 / 4.11
	heating min./max.	kW	2.58 / 2.94	3.09 / 4.3	3.96 / 5.26
Power input		W	8	15	18
Power input max.		W	13	34	38
Indoor unit	Air flow low/medium/high	m³/h	400 / 454 / 492	590 / 689 / 825	717 / 849 / 979
	Sound pressure low/medium/high	dB(A)	27 / 30 / 32	35 / 39 / 45	35 / 40 / 44
	Width/height/depth	mm	915 / 290 / 230	915 / 290 / 230	1072 / 315 / 230
	Net weight	kg	12.7	12.7	14.9
	Power supply	V/ph/Hz	220-240/1/50	220-240/1/50	220-240/1/50
Hydraulic system	Water flow cooling min./max.	m³/h	0.42 / 0.48	0.51 / 0.67	0.65 / 0.85
	Water pipe connections	inch	3/4"	3/4"	3/4"
Evaporator pressure drop	Cooling min./max.	kPa	25.4 / 31.6	33 / 56.7	33.7 / 50.7
	Heating min./max.	kPa	30.2 / 32.7	35.7 / 51.9	33 / 47.1

The product complies with the European Directive ErP (Energy Related Products), which includes the Commission Delegated Regulation (EU) N° 2016/2281, also known as Ecodesign LOT21.
Cooling capacity. Sensitive cooling capacity. Water flow cooling. Evaporator pressure drop cooling: Water in inlet exchanger 7°C (thermal jump 5°C) - Ambient air 27°C DB/19°C WB.
Heating capacity. Evaporator pressure drop heating: Water in inlet exchanger 45°C (thermal jump 5°C) - Ambient air 20°C.
Sound pressure: Sound levels measured in an anechoic chamber and referred to unit for 2-pipe installation. Sound pressure level has been measured at 1 m distance from the external surface of the unit in open field operation.
NOTE: The white color of the model may vary from the image.

DUCTS

→ General Characteristics

The duct type units include a tilted evaporator; it provides a wider exchange area and a compact and reduced height, which facilitates the unit installation in rooms where ceiling is just 241 mm high Similar characteristics to direct expansion ducts, except that it does not have a condensate pump. In the standard unit, with air impulsion facing the user, the hydraulic connections are in the left side.

- Coil with 3 rows.
- Plate to support duct during suction/discharge.
- DC Inverter fan (depending to the model).
- Removable filter without opening the duct unit case.
- Replaceable outlet panel (rear/lower).
- Fresh air supply.
- Available pressure 12/30/50 Pa.
- Standard extended drainage pan on the left-hand side.
- Optional left/right pipework kit.
- Optional three-way valve.
- Optional ON/OFF valve driver.

Compatible with AIRZONE

KC-FCD2
Recommended thermostat

CONTROLLERS COMPATIBLE WITH THE INTERFACE TO KAYSUN CONTROLLER

INDIVIDUAL WIRELESS	INDIVIDUAL WIRED	CENTRALISED	BMS INTEGRATION SYSTEMS		WIFI CONTROL
KID-05 S KI-04 S	KC-FC-2T KC-FC-4T KC-FCD2 FC-FCD2-M	KCCT-64 I (B)	K02-MODBUS K01-MODBUS 1 K01-MODBUS 4 K01-MODBUS 8 K01-MODBUS 32	K01-LON K01-KNX 1 K01-KNX 16 K01-KNX 64 K01-BACNET	K01-WIFI

For further information, please see our Controllers range.

ACCESSORIES	
Thermostat for 2 pipes units	KC-FC-2T
Thermostat for 4 pipes units	KC-FC-4T
Thermostat with display for 2 pipe units	KC-FCD2
Thermostat with display for 4 pipe units	KC-FCD2-M
Interface to Kaysun control for 2 pipe units	K01-FC-2T
Interface to Kaysun control for 4 pipe units	K01-FC-4T
Piperwork kit for 2 pipes Ducts Fancoils	KIT TUB FC PD-2T-1
Piperwork kit for 4 pipes Ducts Fancoils	KIT TUB FC PD-4T-1
3-way valve 3/4	KV3-FC 3/4
ON/OFF Actuator	KACT-0

FRESH AIR SUPPLY | AIR INTAKE | DC INVERTER INTERNAL FAN

→ Technical Specifications

2 PIPES

MODEL			KFC-PD-2T-200D	KFC-PD-2T-300D	KFC-PD-2T-400D	KFC-PD-2T-600D	KFC-PD-2T-800D	KFC-PD-2T-1000D	KFC-PD-2T-1200D
Capacity	Cooling min./max.	kW	1.32 / 2.35	2.1 / 3.12	2.5 / 3.99	3.78 / 5.85	5.08 / 8.02	5.66 / 8.96	6.79 / 10.79
	Sensitive cooling min./max.	kW	0.9 / 1.75	1.49 / 2.53	1.8 / 3.1	2.7 / 4.49	3.64 / 6.19	4.21 / 7.33	5.04 / 8.84
	heating min./max.	kW	1.42 / 2.68	2.28 / 3.82	2.77 / 4.7	4 / 6.62	5.58 / 9.15	6.35 / 10.74	7.47 / 12.62
Power input		W	6	7	9	12	16	19	21
Power input max.		W	17	20	26	49	60	96	106
Indoor unit	Air flow low/medium/high	m³/h	205 / 273 / 411	311 / 442 / 596	389 / 564 / 734	544 / 760 / 1022	781 / 1038 / 1452	906 / 1332 / 1824	1083 / 1581 / 2134
	Sound pressure low/medium/high	dB(A)	23 / 28 / 38	21 / 30 / 36	24 / 32 / 38	30 / 39 / 46	28 / 36 / 45	31 / 41 / 48	32 / 42 / 49
	Max. pressure available	Pa	50	50	50	50	50	50	50
	Width/height/depth	mm	741 / 241 / 522	841 / 241 / 522	941 / 241 / 522	1161 / 241 / 522	1461 / 241 / 522	1566 / 241 / 522	1566 / 241 / 522
	Net weight	kg	16.7	19	21	23.7	33	34.7	39.2
	Power supply	V/ph/Hz	220-240/1/50	220-240/1/50	220-240/1/50	220-240/1/50	220-240/1/50	220-240/1/50	220-240/1/50
Hydraulic system	Water flow cooling min./max.	m³/h	0.25 / 0.43	0.37 / 0.6	0.43 / 0.69	0.65 / 1.05	0.89 / 1.42	0.98 / 1.59	1.2 / 1.93
	Water pipe connections	inch	3/4"	3/4"	3/4"	3/4"	3/4"	3/4"	3/4"
Evaporator pressure drop	Cooling min./max.	kPa	6.3 / 13.6	11.3 / 23.8	5.8 / 13	14.2 / 31.4	13.9 / 31.6	10.8 / 24.1	12.8 / 26.3
	Heating min./max.	kPa	4.9 / 12.6	11.3 / 25	6.2 / 13	13.6 / 31.7	13.9 / 32.9	12 / 28.3	11.9 / 29.4

4 PIPES

MODEL			KFC-PD-4T-200D	KFC-PD-4T-300D	KFC-PD-4T-500D	KFC-PD-4T-600D	KFC-PD-4T-800D
Capacity	Cooling min./max.	kW	0.8 / 1.4	1.5 / 2.2	1.9 / 3	2.5 / 4.2	3.1 / 5.3
	Sensitive cooling min./max.	kW	0.58 / 1.02	1.1 / 1.61	1.39 / 2.2	1.82 / 3.1	2.26 / 3.87
	heating min./max.	kW	1.23 / 2.3	2.2 / 3.08	2.84 / 3.62	3.51 / 5.57	4.41 / 6.3
Power input		W	5	8	10	11	14
Power input max.		W	16	21	36	45	57
Indoor unit	Air flow low/medium/high	m³/h	140 / 210 / 320	280 / 340 / 450	370 / 470 / 690	440 / 670 / 900	670 / 840 / 1240
	Sound pressure low/medium/high	dB(A)	26 / 32 / 36	26 / 33 / 37	28 / 35 / 58	29 / 36 / 39	30 / 37 / 41
	Max. pressure available	Pa	50	50	50	50	50
	Width/height/depth	mm	741 / 241 / 522	841 / 241 / 522	941 / 241 / 522	1161 / 241 / 522	1461 / 241 / 522
	Net weight	kg	17.2	19.5	21.5	24.2	33.5
	Power supply	V/ph/Hz	220-240/1/50	220-240/1/50	220-240/1/50	220-240/1/50	220-240/1/50
Hydraulic system	Water flow cooling min./max.	m³/h	0.16 / 0.27	0.23 / 0.38	0.34 / 0.54	0.45 / 0.73	0.58 / 0.93
	Water flow heating min./max.	m³/h	0.11 / 0.2	0.19 / 0.27	0.25 / 0.32	0.31 / 0.49	0.38 / 0.55
	Water pipes connection cooling/heating	inch	3/4" / 1/2"	3/4" / 1/2"	3/4" / 1/2"	3/4" / 1/2"	3/4" / 1/2"
Evaporator pressure drop	Cooling min./max.	kPa	4.7 / 10.2	5 / 10.5	6 / 13.6	6.9 / 15.3	5.6 / 12.8
	Heating min./max.	kPa	3.6 / 8.9	4 / 9.1	5.2 / 11.7	19 / 42.8	5.3 / 12

The product complies with the European Directive ErP (Energy Related Products), which includes the Commission Delegated Regulation (EU) N° 2016/2281, also known as Ecodesign LOT21. Airflow without ducts (0 Pa pressure available).

Cooling capacity. Sensitive cooling capacity. Water flow cooling. Evaporator pressure drop cooling: Water in inlet exchanger 7°C (thermal jump 5°C) - Ambient air 27°C DB/19°C WB.

2 PIPES: Heating capacity. Evaporator pressure drop heating: Water in inlet exchanger 45°C (thermal jump 5°C) - Ambient air 20°C.

4 PIPES: Heating capacity. Water flow heating. Water pipes connection cooling/heating. Evaporator pressure drop heating: Water in inlet exchanger 65°C (thermal jump 10°C) - Ambient air 20°C.

Sound pressure: Sound levels measured in an anechoic chamber and referred to unit for 2-pipe installation. Sound pressure level has been measured at 1 m distance from the external surface of the unit in open field operation.

FANCOILS CONTROLLERS

		DESCRIPTION	CODE	2nd Gen
INDIVIDUAL CONTROLLERS		Thermostat with display on board the unit	KC-FCS-2T	-
		2-pipe wall mechanical thermostat	KC-FC-2T	O
		4-pipe wall mechanical thermostat	KC-FC-4T	-
		Digital controller for on-board installation of the unit or wall installation	KC-FC-S2	O
		Wall thermostat with display for 2-pipe installation	KC-FCD2	O
		Wall thermostat with display for 4-pipe installantion and Modbus output	KC-FCD2-M	O
		Wall thermostat with display for 2- or 4-pipe installation	KCT-02.1 SR	+ K01-FC-XT
		Wall thermostat with display for 2- or 4-pipe installation	KC-02.1 H	+ K01-FC-XT
		Individual wireless controller	KID-05 S	+ K01-FC-XT
		Individual wireless controller	KI-04 S	+ K01-FC-XT
		Interface for 2-pipe installation	K01-FC-2T	O
		Interface for 4-pipe installation	K01-FC-4T	-
CENTRALISED CONTROLLERS		Centralised controller through APP or WEB	KCC-64 WEB 2019	O
		Centralised controller	KCCT-64 I (B)	O
PASSERELLE DE COMMUNICATION		Modbus	K02-MODBUS or K01 MODBUS	standard
		Bacnet	K01-BACNET	O
		Lonwork	K01-LON	O
		Knx	K01-KNX	O
	Compatible with AIRZONE	Compatible with Airzone	Contact with Airzone	O
WiFi		WiFi	K01-WIFI	+ K01-FC-XT

For more information, check our Controllers range pag. 246-265 / - Not available / O Optional

1st Gen	Cassette 600x600 D1	Cassette 840x840 D2	Wall-mounted	Ducts
O	-	-	-	-
O	-	-	-	O
-	-	-	-	O
-	-	-	-	-
O	-	-	-	O
O	-	-	-	O
+ K01-FC-XT	O	O	O	+ K01-FC-XT
+ K01-FC-XT	O	O	O	+ K01-FC-XT
+ K01-FC-XT	O	O	O	+ K01-FC-XT
+ K01-FC-XT	O	O	O	+ K01-FC-XT
O	-	-	-	O
-	-	-	-	O
+ K01-FC-	O	O	O	+ K01-FC-XT
+ K01-FC-	O	O	O	+ K01-FC-XT
'+ K01-FC-XT.1 or KC-FCD2-M	O	standard	standard	+ K01-FC-XT.1 or KC-FCD2-M
+ K01-FC-XT	O	O	O	+ K01-FC-XT
+ K01-FC-XT	O	O	O	+ K01-FC-XT
+ K01-FC-XT	O	O	O	+ K01-FC-XT
O	O	O	O	O
+ K01-FC-XT	O	O	O	+ K01-FC-XT

REFERENCES

KEY INSTALLATIONS

TEA SHOP OFFICES

BUSINESS CENTRE

Location: Barcelona
Initial situation: Renovation
Units installed: Cassette 600x600
Capacity: 65 kW

The INDOOR UNITS of the **FANCOIL RANGE** are the best complement for the NEXUS RANGE CHILLERS. The **FANCOILS RANGE** includes a wide variety of models and capacities that are available in 2 and 4 pipes configurations. These highly versatile units adapt to every type of installation.

SUN BEACH
APARTMENTS

Location: Santa Ponça
Initial situation: Renovation
Units installed: Wall
Capacity: 55 kW

OTHER CUSTOMERS THAT HAVE TRUSTED **KAYSUN FANCOILS**

BUSINESS CENTRES AND OFFICES
Cardomore Water Plant (Ibiza), CIE Galfor (Orense),

PUBLIC BUILDINGS
"Miguel Rodríguez" Multipurpose Centre for Elderly People Comprehensive Care (Cádiz), Museo de la Cruz Museum (Córdoba)

HOTELS
Andreas Apartments (Majorca)

TEA SHOP OFFICES
BUSINESS CENTRE

Location: Barcelona
Initial situation: Renovation
Units installed: Cassette 600x600
Capacity: 65 kW

SANTO ANGEL SCHOOL
PUBLIC BUILDING

Location: Madrid
Initial situation: Renovation
Units installed: different models
Capacity: 95 kW

JUAN MARCH HOSPITAL
PUBLIC BUILDING

Location: Mallorca
Initial situation: Renovation
Units installed: Cassette 600x600
Capacity: 330 kW

REGINA PARK HOTEL
HOTEL

Location: Ibiza
Initial situation: Renovation
Units installed: different models
Capacity: 195 kW

COEPS FIRE BRIGADE HEADQUARTERS
PUBLIC BUILDING

Location: Seville
Initial situation: Renovation
Units installed: KEM 30 DHN2KH + 6 KFC PD + RITE 4000.2+
Capacity: 30 kW

LLOBREGAT WATER PLANT
BUSINESS CENTRE

Location: Barcelona
Initial situation: Renovation
Units installed: Cassette 840x840 and 600x600
Capacity: 75 kW

CONTROLS

System Controls Range

CONTROLS
System Controls Range

INTRODUCTION TO THE PRODUCT RANGE	248
INDIVIDUAL WIRELESS CONTROLLERS	249
INDIVIDUAL WIRED CONTROLLERS	250
CENTRALISED CONTROLLERS	252
WEB BASED CENTRAL CONTROLLERS	254
BMS	256
BACnet	257
KNX	258
LONWORKS	259
WIFI	260
ACCESSORIES	262
KEY INSTALLATIONS	264

CONTROLS

System Controls Range

Comprehensive solutions at your fingertips

To get the most out of the units, choosing the correct controller is a very important part of the job. For this reason, KAYSUN has a very powerful and versatile range of controllers to fit into different installations and customers needs. Inside the range, you will find different options in single controllers, both wireless or wired to adapt the installation to your needs

WIRELESS AND WIRED CONTROLLERS

This Kaysun range has a wide variety of individual wireless and wired controllers. Each one of them designed and engineered for a specific range to get the most out of the control of the unit.

CENTRALISED CONTROLLERS

When the installation grows and we want to have all the units monitored the first option is a centralized controller. The range consists of three touch screen controllers with great functions and simplicity of use, a central unit with touch panel for the control of up to 64 indoor units and the centralized web controller to visualize the indoor units from anywhere.

B.M.S. (BUILDING MANAGEMENT SYSTEMS)

Kaysun's range of integral controllers includes gateways for BMS integration with the most common protocols: Modbus, Lonworks, Knx and Bacnet.

WIFI CONTROLLER

Within the WiFi controller we have different controller options depending on the unit to be controlled and the needs of each installation. Now Kaysun units include compatibility with Google Home and Alexa intelligent assistants.

ACCESSORIES

Different accessories that allow you to expand the capabilities of our indoor units, add additional functionality to other controls and/or facilitate the installation of Kaysun equipment.

INDIVIDUAL **WIRELESS CONTROLLERS**

KID-05 S

FOLLOW ME · INTELLIGENT · NIGHT MODE · TURBO MODE · MUTE · SILENCE MODE · SELF-CLEANING · SWITCH OFF DISPLAY

FEATURES

- 24-hour timer
- 1°C control temperature
- LED function*
- ECO/GEAR function*
- SLEEP function*
- CLEAN function*
- FOLLOW ME function*
- SILENCE function*
- 100-level control on the fan

** Functions compatible with the SUITE and ZEN ranges. Check compatibility of functions in the manual of the machine.*

COMPATIBLE WITH:		
SUITE	YES	
ZEN	YES	
ZEN H. CAP.	NO	
AMAZON	NO	
FANCOILS	YES	Low, medium and high pressure ducts / Ceiling/Floor require interface
HRV	NO	

KI-04 S

ADDRESSING · FOLLOW ME

FEATURES

- 24-hour timer
- 0.5°C or 1°C control temperature
- Control 3 or 7 fan speeds
- Individual louver control (cassette units)
- AMAZON indoor units addressing
- Remote shutdown of the unit's display
- Keyboard lock
- LED function
- ECO function
- SILENCE function
- FOLLOW ME function

COMPATIBLE WITH:		
SUITE	NO	
ZEN	NO	
ZEN H. CAP.	YES	
AMAZON	YES	
FANCOILS	YES	Low, medium and high pressure ducts / Ceiling/Floor require interface
HRV	NO	

INDIVIDUAL **WIRED CONTROLLERS**

KC-03.1 SPS

FOLLOW ME · TWINS · WEEKLY PROGRAMMER

FEATURES

- 24-hour timer
- Follow me
- Error codes
- 1°C control temperature
- Weekly timer
- Auto and manual adjustment of static pressure in duct units
- 2-wire communication

COMPATIBLE WITH:

SUITE	YES	Only: Ducts
ZEN	YES	Only: Ducts / Superslim Cassette 840x840 / Floor/Ceiling
ZEN H. CAP.	NO	
AMAZON	NO	
FANCOILS	NO	
HRV	NO	

KC-03.2 SPS

FOLLOW ME · TWINS · WEEKLY PROGRAMMER

FEATURES

- 24-hour timer
- Follow me
- Error codes
- 1°C control temperature
- Weekly timer
- Auto and manual adjustment of static pressure in duct units
- 4-wire communication

COMPATIBLE WITH:

SUITE	YES	Only: Prodigy with multifunction board
ZEN	YES	Only: Cassette 600x600
ZEN H. CAP.	NO	
AMAZON	NO	
FANCOILS	NO	
HRV	NO	

KCT-03 SR

TWO COMMUNICATION WIRES · ADDRESSING · FOLLOW ME · INTELLIGENT · TOUCH SENSITIVE KEYS

FEATURES

- 24-hour timer
- Follow me
- Error codes
- Touch keyboard
- IR receiver
- AMAZON indoor units addressing
- Keyboard lock
- 0.5°C or 1°C control temperature

COMPATIBLE WITH:

SUITE	NO	
ZEN	NO	
ZEN H. CAP.	YES	EXCEPT: High capacity sets
AMAZON	YES	
FANCOILS	NO	
HRV	YES	

KCT-03 SRPS (A)

TWO COMMUNICATION WIRES · ADDRESSING · FOLLOW ME · INTELLIGENT · WEEKLY PROGRAMMER · TOUCH SENSITIVE KEYS

FEATURES

- 24-hour timer
- Follow me
- Error codes
- Touch keyboard
- IR receiver
- AMAZON indoor units addressing
- Keyboard lock
- 0.5°C or 1°C control temperature
- Clock
- Weekly timer
- Admin/User profiles
- Up to 16 indoor units

COMPATIBLE WITH:		
SUITE	NO	
ZEN	NO	
ZEN H. CAP.	YES	EXCEPT: High capacity sets
AMAZON	YES	
FANCOILS	NO	
HRV	YES	

KCT-02.1 SR

ADDRESSING · FOLLOW ME · TOUCH SENSITIVE KEYS

FEATURES

- 24-hour timer
- Follow me
- Error codes
- Touch keyboard
- IR receiver
- AMAZON indoor units addressing
- Keyboard lock
- 1°C control temperature
- Filter cleaning alarm
- Memory function

COMPATIBLE WITH:		
SUITE	YES	Only: Ducts
ZEN	YES	Only: Ducts
ZEN H. CAP.	YES	Only: High capacity sets
AMAZON	NO	
FANCOILS	YES	Low, medium and high pressure ducts / Ceiling/Floor require interface
HRV	NO	

KC-02.1 H

FEATURES

- Hotel-type simplified controller with Operation mode function hidden
- 26°C function
- 1°C control temperature
- Memory function

COMPATIBLE WITH:		
SUITE	YES	Only: Ducts
ZEN	YES	Only: Ducts
ZEN H. CAP.	YES	Only: High capacity sets
AMAZON	NO	
FANCOILS	YES	Low, medium and high pressure ducts / Ceiling/Floor require interface
HRV	NO	

CENTRALISED CONTROLLERS

KCCT-64 I (B)

TOUCH SENSITIVE KEYS

FEATURES

- Up to 64 indoor units and 8 refrigeration systems
- Daily timer
- Error codes
- Consultation of operating parameters
- Emergency stop
- Keypad lock
- Operation mode lock and complete thermostat

COMPATIBLE WITH:		
SUITE	YES	Only: Prodigy with Multifunction board / Ducts -X / Cassette 600x600
ZEN	YES	Except: Ducts with no -X ending / Floor/Ceiling
ZEN H. CAP.	YES	Only: High capacity sets / Water condensed sets
AMAZON	YES	Only: s4+ ODU compatible units
FANCOILS	YES	Low, medium and high pressure ducts / Ceiling/Floor require interface
HRV	NO	

KCCT-64 IPS (A)

WEEKLY PROGRAMMER

TOUCH SENSITIVE KEYS

FEATURES

- 6.2" touchscreen with easy and intuitive interface
- Up to 64 indoor units and 8 refrigeration systems
- Weekly timer with yearly calendar
- Group management
- Error codes
- Locking of individual controls, operating mode, temperature and speed
- Historical performance, faults and hours of operation of the indoor units
- Consultation of operating parameters
- Double levels of permissions (administrator and user)
- Languages: Spanish, English, French, Portuguese, Italian, German, Chinese...

COMPATIBLE WITH:		
SUITE	YES	Only: Prodigy with Multifunction board / Ducts -X / Cassette 600x600
ZEN	YES	Except: Ducts with no -X ending / Floor/Ceiling
ZEN H. CAP.	YES	
AMAZON	YES	Cannot mix communication protocols, only s4+ or s6, not both at the same time per unit
FANCOILS	NO	
HRV	YES	

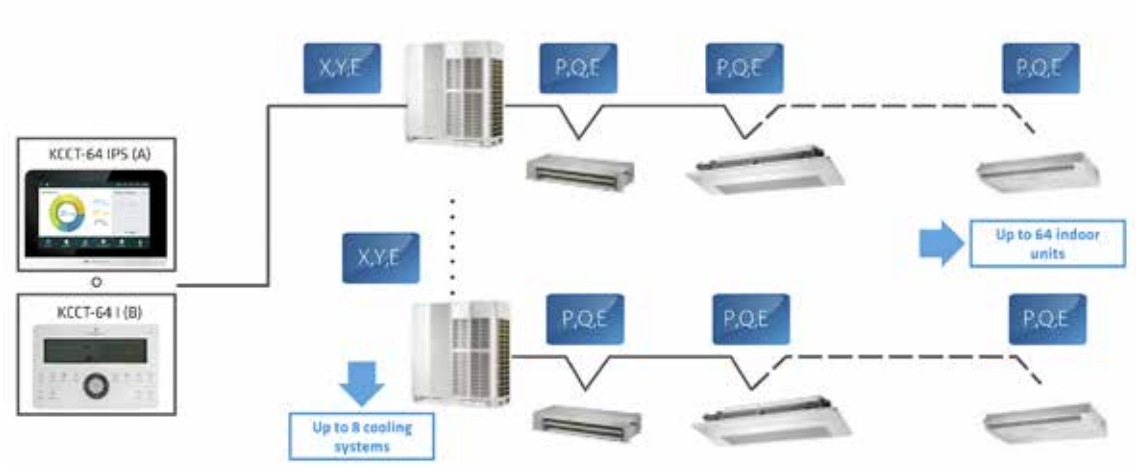

KCCT-384B IPS (A)

WEEKLY PROGRAMMER

TOUCH SENSITIVE KEYS

FEATURES

- 10.1" touchscreen with easy and intuitive interface
- Up to 384 indoor units, 192 outdoor units and 48 refrigeration systems
- Web function (remote access via LAN)
- Daily or weekly timer with yearly calendar
- Group management
- Error codes
- Locking of individual controls, operating mode, temperature and speed
- Historical performance, faults and hours of operation of the indoor units
- Consultation of operating parameters
- Double levels of permissions (administrator and user)
- Distribution of energy consumption (it is necessary to place the wattmeter in all outdoor units)
- Allows managing s4+ and s6 systems at the same time (connected to different XYE buses of the CCM)
- Languages: Spanish, English, French, Portuguese, Italian, German, Chinese...

BUILDING LAYOUT

Building Layout can be imported, and the indoor units added later in position to create visual representations that are simpler to manage.

CONSUMPTION DISTRIBUTION

Using the patented system, you can estimate the consumption of each outdoor unit and make a distribution of it indoor unit by indoor unit.

COMPATIBLE WITH:		
SUITE	YES	Only: Prodigy with Multifunction board / Ducts -X / Cassette 600x600
ZEN	YES	Except: Ducts with no -X ending / Floor/Ceiling
ZEN H. CAP.	YES	
AMAZON	YES	
FANCOILS	NO	
HRV	YES	

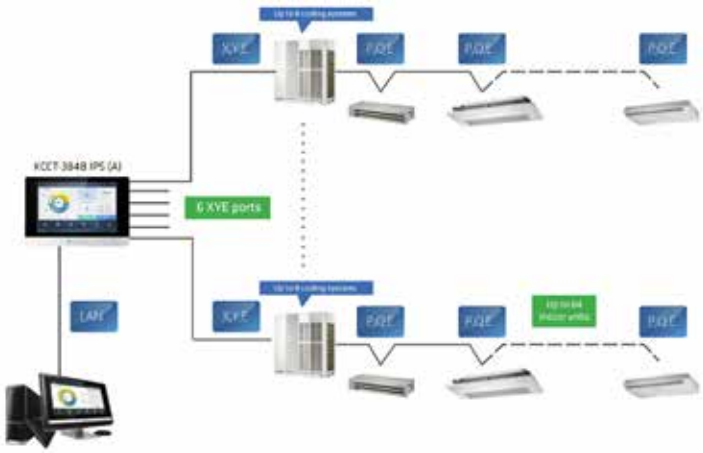

WEB BASED CENTRAL CONTROLLER

KCC-64 WEB

WEEKLY PROGRAMMER

FEATURES

- Up to 64 indoor units per device
- Management from APP and via Web, capable of controlling up to 10 KCC-64 WEB modules
- Weekly timer
- Group management
- Error codes
- Locking of individual controls, operating mode, temperature and speed
- Double levels of permissions (administrator and user)
- Historical performance, faults and users connected
- User management
- Languages: Spanish, English, French

COMPATIBLE WITH:

SUITE	YES	Only: Prodigy with Multifunction board / Ducts -X / Cassette 600x600
ZEN	YES	Except: Ducts with no -X ending / Floor/Ceiling
ZEN H. CAP.	YES	
AMAZON	YES	EXCEPT: Amazon IV HR * Communication protocols cannot be mixed, only s4+ or s6, not at the same time per unit.
FANCOILS	NO	
HRV	YES	

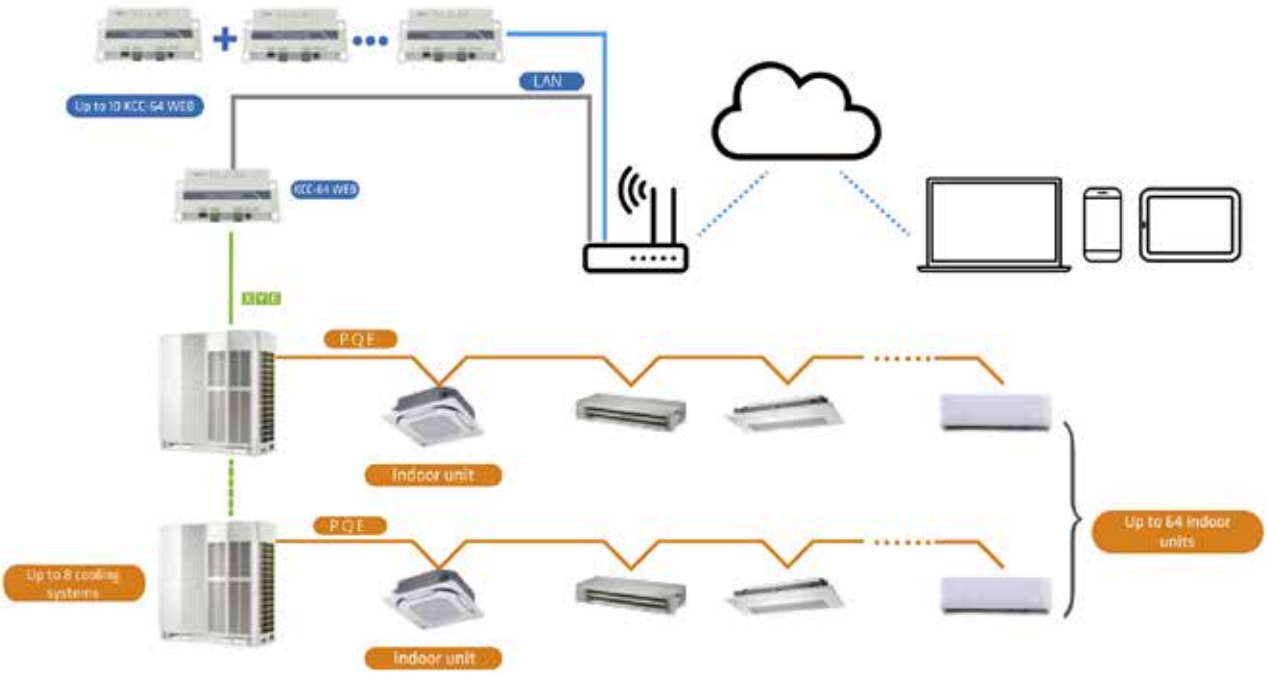

KAYNET CONTROL PRO

FEATURES

- Kaysun solution for total control of your machines
- Up to 480 refrigeration systems, 1920 outdoor units and 3840 indoor units
- K05.2-BACNET(A) or KCCT-384B IPS (A) is required* (up to maximum of 10 units) *Supplied separately
- Distribution of energy consumption (it is necessary to place the wattmetre in all outdoor units)
- Web access
- Building Layout, group management, schedule programmer, historical information and faults
- Error codes
- Many languages

COMPATIBLE WITH:		
SUITE	NO	
ZEN	NO	
ZEN H. CAP.	YES	Except: High capacity sets / Water condensed sets
AMAZON	YES	Only: s6 ODU compatible units
FANCOILS	NO	
HRV	YES	

KAYNET CONTROL

FEATURES

- Kaysun solution for total control of your machines
- Up to 16 refrigeration systems, 64 outdoor units and 256 indoor units
- Distribution of energy consumption (it is necessary to place the wattmeter in all outdoor units)
- Web access
- Building Layout, group management, schedule programmer, historical information and faults
- Error codes
- Several languages

COMPATIBLE WITH:		
SUITE	YES	Only: Prodigy with Multifunction board / Ducts –X / Cassette 600x600
ZEN	YES	Except: Ducts with no –X ending / Floor/Ceiling
ZEN H. CAP.	YES	Only: High capacity sets / Water condensed sets
AMAZON	YES	Only: s4+ ODU compatible units
FANCOILS	NO	
HRV	NO	

B.M.S. (Building Management Systems)

K05-MODBUS (A)

FEATURES

- Modbus RTU or Modbus TCP/IP protocol
- Up to 8 refrigeration systems, 4 outdoor units of the same refrigeration system and 64 indoor units

K02-MODBUS

FEATURES

- Modbus RTU or Modbus TCP/IP protocol
- Up to 8 refrigeration systems, 4 outdoor units of the same refrigeration system and 64 indoor units

COMPATIBLE WITH:		K05-MODBUS(A)		K02-MODBUS
SUITE	NO		YES	Only: Prodigy with Multifunction board / Ducts –X / Cassette 600x600
ZEN	NO		YES	Except: Ducts with no –X ending / Floor/Ceiling
ZEN H. CAP.	YES	Except: High capacity sets / Water condensed sets	YES	Only: High capacity sets / Water condensed sets
AMAZON	YES	Only: s6 ODU compatible units	YES	Only: s4+ ODU compatible units
FANCOILS	NO		NO	Cassette D1
HRV	NO		YES	

K01 MODBUS 1
K01 MODBUS 4
K01 MODBUS 8
K01 MODBUS 32

FEATURES

- Modbus RTU protocol
- Power supply included
- Different gateways to connect 1, 4, 8 or 32 indoor units

COMPATIBLE WITH:		
SUITE	YES	Only: Prodigy with Multifunction board / Ducts –X / Cassette 600x600
ZEN	YES	Except: Ducts with no –X ending / Floor/Ceiling
ZEN H. CAP.	YES	Only: High capacity sets / Water condensed sets
AMAZON	YES	Only: s4+ ODU compatible units
FANCOILS	NO	
HRV	NO	

BACnet

K05.2-BACNET (A)

FEATURES

- Contains 4 XYE ports, in each of them we can connect a maximum of 8 refrigeration systems with up to 32 outdoors or 64 indoors
- Dual operation, supports BACnet BMS and KAYNET CONTROL PRO at the same time

K01-BACNET

FEATURES

- Up to 256 indoor units
- Depending on the configuration, we can control up to 256 indoor units or 128 outdoor units

COMPATIBLE WITH:		K05.2-BACNET (A)		K01-BACNET
SUITE	NO		YES	Only: Prodigy with Multifunction board / Ducts –X / Cassette 600x600
ZEN	NO		YES	Except: Ducts with no –X ending / Floor/Ceiling
ZEN H. CAP.	YES	Except: High capacity sets / Water condensed sets	YES	Only: High capacity sets / Water condensed sets
AMAZON	YES	Only: s6 ODU compatible units	YES	Only: s4+ ODU compatible units
FANCOILS	NO		YES	Low, medium and high pressure ducts / Floor/Ceiling 1st generation require interface
HRV	NO		NO	

K05 BACNET 1

FEATURES

- BACnet/IP and BACnet MSTP protocol
- Power supply included
- Different gateways to connect 1 unit inside

COMPATIBLE WITH:		
SUITE	YES	Only: Prodigy with Multifunction board / Ducts –X / Cassette 600x600
ZEN	YES	Except: Ducts with no –X ending / Floor/Ceiling
ZEN H. CAP.	YES	
AMAZON	YES	Only s4+ or s6, not both at the same time per unit
FANCOILS	NO	
HRV	NO	

KNX

K05-KNX
K05-KNX 01 (A)

FEATURES

- K05-KNX: KNX gateway for 1 VRF 2nd generation indoor unit. It is necessary 1 for each indoor unit
- K05-KNX 01 (A): KNX gateway for High Temperature Hydraulic Module KWF-140 HT ACS from Amazon IV HR. It is necessary 1 for each indoor unit

COMPATIBLE WITH:		K05-KNX		K05-KNX 01(A)
SUITE	NO		NO	
ZEN	NO		NO	
ZEN H. CAP.	YES	Only: DN 4.0 Indoors	NO	
AMAZON	YES	Only: DN 4.0 Indoors	YES	Only for KWF-140 HT
FANCOILS	NO		NO	
HRV	NO		NO	

K01-KNX 1
K01-KNX 16
K01-KNX 64

FEATURES

- KNX protocol
- Different gateways to connect 1, 16 or 64 indoor units

COMPATIBLE WITH:		
SUITE	YES	Only: Prodigy with Multifunction board / Ducts –X / Cassette 600x600
ZEN	YES	Except: Ducts with no –X ending / Floor/Ceiling
ZEN H. CAP.	YES	Only: High capacity sets / Water condensed sets
AMAZON	YES	Only: s4+ ODU compatible units
FANCOILS	YES	Low, medium and high-pressure ducts / Floor/Ceiling 1st generation require interface
HRV	NO	

LonWorks

K05-LON (A)

FEATURES

- Contains 1 XYE port, in each port we can connect a maximum of 8 refrigeration systems or 32 indoors

K01-LON

FEATURES

- Up to 64 indoor units

COMPATIBLE WITH:		K05-LON(A)		K01-LON
SUITE	NO		YES	Only: Prodigy with Multifunction board / Ducts –X / Cassette 600x600
ZEN	NO		YES	Except: Ducts with no –X ending / Floor/Ceiling
ZEN H. CAP.	YES	Except: High capacity sets / Water condensed sets	YES	Only: High capacity sets / Water condensed sets
AMAZON	YES	Only: s6 ODU compatible units	YES	Only: s4+ ODU compatible units
FANCOILS	NO		YES	Low, medium and high pressure ducts / Floor/Ceiling 1st generation require interface
HRV	NO		NO	

WIFI

K03 WIFI LCAC
K04 WIFI LCAC

FEATURES

- It is required 1 gateway per indoor unit
- Connection to the board of the indoor unit
- Control via APP NetHOME Plus
- Scheduler
- Two-way communication

works with Google Assistant

WORKS WITH amazon alexa

COMPATIBLE WITH:		K03 WIFI LCAC		K04 WIFI LCAC
SUITE	YES	Only: Ducts –X / Cassette 600x600	NO	
ZEN	YES	Except: Ducts not finished in –X / Superslim Cassette 840x840 / Floor/Ceiling	YES	Only: Superslim Cassette 840x840
ZEN H. CAP.	NO		NO	
AMAZON	NO		NO	
FANCOILS	NO		NO	
HRV	NO		NO	

WIFI USB 01

FEATURES

- It is required 1 gateway per indoor unit
- Connection to the board of the indoor unit
- Control via APP NetHOME Plus
- Scheduler
- Two-way communication

works with Google Assistant

WORKS WITH amazon alexa

COMPATIBLE WITH:		
SUITE	YES	Only: Casual / Prodigy / Prodigy PRO/ Onnix
ZEN	NO	
ZEN H. CAP.	NO	
AMAZON	NO	
FANCOILS	NO	
HRV	NO	

NetHOME Plus APP

Download on the App Store

ANDROID APP ON Google play

K01-WIFI

FEATURES

- It is required 1 gateway per indoor unit
- Communication with the indoor unit via infrared
- Control through the Intensis AC Cloud APP
- Weekly scheduler
- One-way communication

COMPATIBLE WITH:	
SUITE	YES
ZEN	YES
ZEN H. CAP.	YES
AMAZON	YES
FANCOILS	NO
HRV	NO

ON / OFF port

It allows externally control our IDU with an ON/OFF signal, for example, through a presence sensor, a closed window contact, or a card holder.

Control via WEB or via APP

We can control our units through the web http://accloud.intesis.com/ or through the Intesis AC Cloud APP. With these services, it is possible to control all the normal parameters, create scenes, programmed alarms, among others. Within the same APP we can control more than 3,000 machines.

ACCESSORIES

XYE EXTENSION KIT

FEATURES

- XYE port split
- Allows you to connect two BMS systems or two centralized controllers at the same time
- It is necessary if we want to install a BMS system and a centralized controller at the same time

COMPATIBLE WITH:		
SUITE	NO	
ZEN	NO	
ZEN H. CAP.	YES	Except: High capacity sets / Water condensed sets
AMAZON	YES	Only: s6 ODU compatible units
FANCOILS	NO	
HRV	NO	

DTS343-3

FEATURES

- Digital wattmeter for VRF outdoor units
- It allows to know the consumption of each outdoor unit
- It allows to view the consumption installed together with the KAYNET CONTROL PRO and/or the centralized controller KCCT-384B IPS (A)
- One wattmeter must be installed per outdoor unit, even in modules made up of several outdoor units, where one is installed per outdoor and not per combination

COMPATIBLE WITH:		
SUITE	NO	
ZEN	NO	
ZEN H. CAP.	YES	Except: High capacity sets / Water condensed sets
AMAZON	YES	Only: s6 ODU compatible units
FANCOILS	NO	
HRV	NO	

MCAC-PIDU

FEATURES

- When the 220V AC power supply of the indoor unit fails or is suddenly turned off suddenly, MCAC-PIDU, brings a weak current of 5V / 12V to the indoor unit and then turns off the indoor unit
- One MCAC-PIDU module is required per indoor unit

COMPATIBLE WITH:

SUITE	NO	
ZEN	NO	
ZEN H. CAP.	YES	Except: High capacity sets
AMAZON	YES	Only: DN 4.0 Indoors
FANCOILS	NO	
HRV	NO	

REFERENCES

KEY INSTALLATIONS

CASA ÁRABE
PUBLIC BUILDING

Location: Madrid
Units installed: KAYNET

Kaysun and the latest technology go hand in hand as it forges ahead to offer the best in air-conditioning control units. Inspiration, innovation and progress are reflected in this range, bringing the newest look and best features to all of our control devices.

KOMKAL
INDUSTRIAL BUILDING

Location: Reus (Tarragona)
Units installed: MODBUS

DOLCE FREGATE
HOTEL

Location: Provence (France)
Units installed: KAYNET

IAQ
Indoor Air Quality

IAQ
Indoor Air Quality

INTRODUCTION TO THE PRODUCT RANGE	268
KPU-350.1	270
KPU-700.1	272
PCO	274
PURO AIR KIT	275
KRE	276
KRE DX	278
ERP PRO	280
AZURE	282
EVO-C	284
EVO-R	286
EVO M	288

IAQ

INDOOR AIR QUALITY

As the global situation shows, Indoor Air Quality (IAQ) have become more and more important as it is related to the health and comfort of building occupants. To increase IAQ, Kaysun introduces a complete range of solutions suitable to all needs. Small portable purifiers, active solutions suitable for advanced installations, such as PCO and Puro air kits, and a renovated heat recovery systems line-up.

Take care of the air you breath!

AIR PURIFIERS

SUITABLE AREA (m³/h)	0	45	90
	KPU-350.1	KPU-700.1	

ACTIVE PURIFICATION SYSTEMS

AIR FLOW (m³/h)	0	1000	2000	3000	4000	5000
PCO Kit - Photocatalytic oxidation						
	PSM10W		PSM18W	PSM18W		
PURO AIR KIT						
			U02	U04		

HEAT RECOVERY UNITS

RATED AIR FLOW (m³/h)	500	1000	1500	3100
KRE	KRE D500	KRE D1000	KRE D1500	KRE D2000

RATED AIR FLOW (m³/h)	500	1200	1400	2200	3200	4200
KRE DX	KRE DX D500	KRE DX D1000	KRE DX D1500	KRE DX D2300	KRE DX D3100	

RATED AIR FLOW (m³/h)	500	1200	1400	2200	3200	4200
ERP PRO	ERP PRO 1200	ERP PRO 2200			ERP PRO 3200	ERP PRO 4200
AZURE	AZURE 500	AZURE 700	AZURE 1400	AZURE 2200	AZURE 3200	

RATED AIR FLOW (m³/h)	1500	3000	4500	6000	9500	12000	15000
EVO C	EVO-C 15	EVO-C 35	EVO-C 45	EVO-C 55	EVO-C 70	EVO-C 85	
EVO R	EVO-R 15	EVO-R 30	EVO-R 60		EVO-R 95	EVO-R 120	EVO-R 150

AIR HANDLING UNITS

RATED AIR FLOW (m³/h)	1000	65000
EVO M		

KPU-350.1 NEW

General Characteristics

Kaysun knows how to take care of the air you breath. It presents the new indoor air purifier KPU-350.1, which thanks to its extremely low consumption, guarantees air that, in addition to being clean, it is also sustainable and affordable.



PURIFICATION M
Ideal for rooms up to 45 m².

MULTIFUNCTION
3 fan speeds and 2 function modes.

HEPA FILTER
Removes up to 99.97% of particles.



FILTER REPLACEMENT
Filter replacement indicator. The lifetime depends on the air quality that needs to be treated.

CHILD LOCK
Prevents children from changing the settings.

AIR QUALITY INDICATOR
Intuitive display of the air quality.

SMART NIGHT MODE
It turns on automatically when it gets dark.

TIMER
So that the unit works only when it is needed.

→ Technical Specifications

Model		KPU-350.1
Power supply	V/ph/Hz	220-240/1/50
Rated power	W	36
Dimensions (width/height/depth)	mm	358/554/200
Suitable area	m²	Up to 45
CADR	m³/h	360
Bacterial elimination	%	> 99.99
Filter typology		Pre-filter + HEPA H13 + Activated carbon
Noise	dB	32-53
Fan speeds		3
Auto Mode		✓
Timer		✓
Air quality in real time		✓

KPU-700.1 NEW

General Characteristics

Kaysun presents its new air purifier KPU-700.1. It has been designed to guarantee the highest quality of the air you breath, without forgetting the user's comfort of the spaces where it will be used. In addition, the extremely low consumption of the equipment guarantees clean, sustainable and affordable air.

PURIFICATION XL
Ideal for rooms up to 45-85 m².

HIGH EFFICIENCY
It consumes only 45 Wh, like a common laptop.

HEPA FILTER
It removes up to 99.97% of particles.



VERY QUIET
As quiet as 30 dB (noise of the leaves with very low intense wind in the field).

K-ION TECHNOLOGY
It removes dust, smoke and pollen particles.

SMART NIGHT MODE
It activates automatically when it gets dark.

FILTER REPLACEMENT
Filter replacement indicator. The lifetime depends on the air quality that needs to be treated.

AIR QUALITY INDICATOR
Intuitive display of the air quality.

→ Technical Specifications

		Premium indoor air purifier
Model		**KPU-700.1**
Power supply	V/ph/Hz	220-240/1/50
Rated power	W	45
Dimensions (width/height/depth)	mm	360/710/360
Suitable area	m²	45-85
CADR	m³/h	740
Bacterial elimination	%	> 99.99
Filter typology		Pre-filter + HEPA H13 + Activated carbon
Noise	dB	30-57
Fan speeds		3
ION Purification		✓ (BOOST mode anions)
Plasma Purification		✓ (K-Ion Technology)
Auto Mode		✓
Silence Mode		✓
Turbo Mode		✓
Air quality in real time		✓

PCO NEW

General Characteristics

Kaysun, in addition to providing thermal comfort in all types of indoor environments, takes care of our health providing pure air.

PCO Kit - Photocatalytic oxidation

- Simple and fast installation
- German UV technology
- Minimum maintenance
- LCD screen
- Air flow sensor

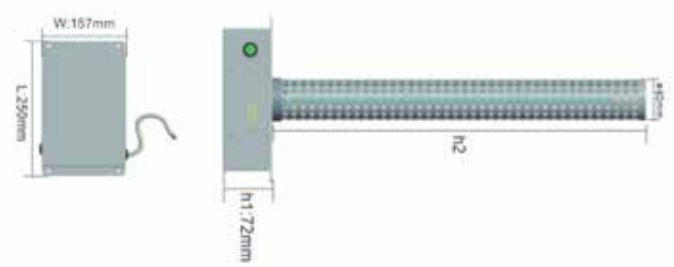

Photocatalytic oxidation (PCO) begins when UV-C radiation activates titanium dioxide layer (TiO_2) and triggers two chemical reactions that lead to almost instantaneous formation of hydroxyl radicals and superoxide anions. These highly reactive chemical agents interact instantaneously with all organic pollutants through oxidation, to accelerate their environmentally beneficial breakdown.

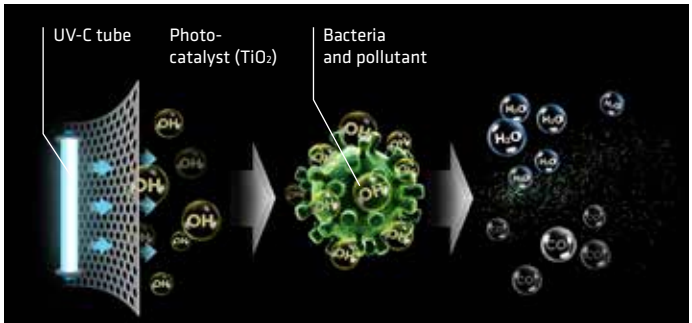

PCO (photocatalytic oxidation) and UV-C could kill most of the common viruses up to **99%**

Technical Specifications

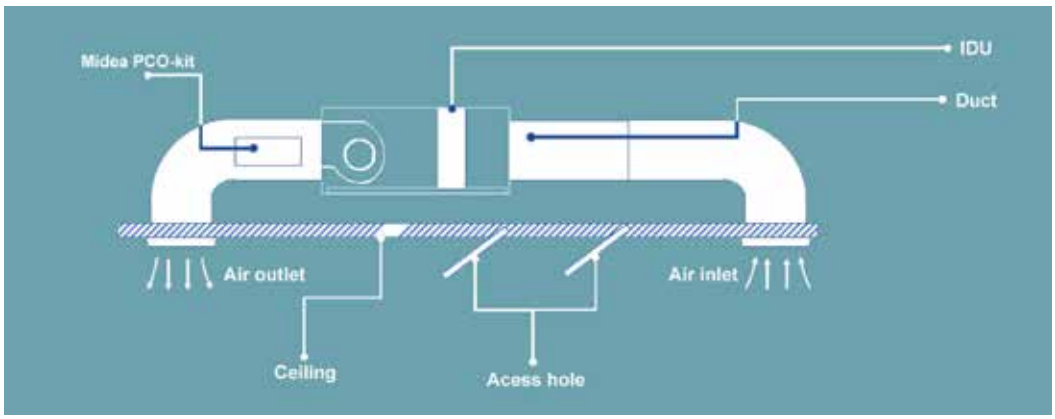

Before planning an installation, read the installation and use instructions and/or contact our pre-sales service.

Model		MDL-PSM10W	MDL-PSM18W	MDL-PSM28W
Capacity	W	10	18	28
Power supply	V/Hz		220-240V ~ 50/60Hz	
Dimensions (length/width/H1+H2)	mm	250/157/(72+227)	250/157/(72+371)	250/157/(72+565)
Airflow	m^3/h	≤1500	≤2600	≤4300

PURO AIR KIT NEW

General Characteristics

Pure and clean indoor air

- First global certificate for air purification products
- Premium UV lamps, fabricated in Europe by Osram HNS
- Purification efficiency for Staphylococcus Albus: 99.9% in 10 minutes
- Purification efficiency for H1N1 (coronavirus): 99.9% in 30 minutes
- Purification efficiency for natural bacteria in air: 98.2% in 30 minutes

UVGI
CLEAN WAVE
LEAK FREE
OZONE FREE
HEPA FILTER



UVGI is increasinly used in the sterilization of HVAC equipment. Researchers W.J. Kowaski et al. have obtained excellent results in UV sterilization tests on the pollutant concentration in indoor environments. It can be seen that viruses, bacteria and spores, exposed to UV radiation with an intensity of 25 mW/cm^2 are significantly reduced. The results show that microorganisms carried in the air can be eliminated by applying a certain intensity and time of UV irradiation (200-270 nm) under appropriate conditions [1].

Researchers Andrea Bianco, Mara Biasin et al. have confirmed, through experiments, that UV-C irradiation has potential virucidal effects on SARS-CoV-2 [2]. The virucidal effect of UV-C irradiation on SARS-CoV-2 were evaluated for different illumination doses and virus concentrations.

[1] HVAC Design Manual for Hospitals and Clinics, ASHRAE.
[2] Referencia: UV-C irradiation is highly effective in inactivating and inhibiting SARS-CoV-2 replication (Andrea Bianco & Mara Biasin).

Technical Specifications

Model		HFB1-P-U02	HFB1-P-U04
Airflow	m^3/h	2000 ≥ Q ≥ 2600	2600 < Q ≤ 4300
Load loss	Pa	20 - 60 (linear)	
Dimensions (Width/Height/Depth)	mm	1120/418/420	
UV-C Fluorescent	uds	2	4

For more data, please check the product sheet on our website www.kaysun.es

KRE NEW

→ General Characteristics

- Compatible with ECODESIGN 2018 EU Commission regulation.
- Counterflow enthalpic with efficiency > 75%.
- Freecooling by pass.
- M5+F7 filters on supply section and M5 on exhaust section.
- 3 speeds DC fan motor.
- Perfectly integrated in VRF line-up.
- WIRED CONTROLLER
- Mode.
- Fan speed.
- CO_2 concentrations.
- XYE and Modbus port.
- Filter indicator.

KCT-03 SRPS (A)
Included

ACCESSORIES

	D500	D1000	D1500	D2000
Filters F9 (ISO 16890 ePM1 90%)				

ERP | CROSS FLOW RECOVERY | FREECOOLING | DOUBLE STAGE FILTRATION | INDOOR INSTALLATION | MODBUS

→ Technical Specifications

MODEL			D500	D1000	D1500	D2000
Heating efficiency	EN308: 5°C outdoors / 25°C indoors	%	77	75	84	79
Indoor unit	Fan type		DC	DC	DC	DC
	Air flow rated	m³/h	375	1000	1500	2000
	Sound pressure rated	dB(A)	36.5	50.2	52.5	54.1
	Static pressure rated	Pa	90	90	120	120
	Width/height/depth	mm	1106 / 390 / 1311	1526 / 390 / 1311	1375 / 615 / 1740	1575 / 685 / 1811
	Net weight	kg	76	90	181	208
	Power supply	V/ph/Hz	230/1/50	230/1/50	230/1/50	230/1/50
	Air filter (supply/exhaust)		M5+F7 / M5	M5+F7 / M5	M5+F7 / M5	M5+F7 / M5
Working range min./max.		°C	-5°C / 43°C	-5°C / 43°C	-5°C / 43°C	-5°C / 43°C

Preliminary data.
Heating efficiency EN308: According to regulation UE1253/2014, at nominal performance, with temperature and humidity conditions according to EN308.
Air flow rated. Static pressure rated. Air filter: Including filters.
Static pressure rated: Corresponds to the nominal useful static pressure in discharge.
Sound pressure rated: Sound pressure level at 1 m from the driven unit and nominal flow.
Working range min./max.: Std unit.

KRE DX NEW

→ General Characteristics

Monoblock unit composed of a cross-flow enthalpic heat recovery ventilator and a direct expansion coil.

- Compatible with ECODESIGN 2018 EU Commission regulation.
- Counterflow enthalpic with efficiency > 74%.
- Freecooling by pass.
- F9 filters + PCO on supply section and G3 on exhaust section up to 1000 m^3/h.
- 3 speeds DC fan motor.
- Perfectly integrated in VRF line-up.
- WIRED CONTROLLER
- Mode.
- Fan speed.
- XYE and Modbus port.
- Filter indicator.

KCT-03 SRPS (A)
Included

ACCESSORIES

	D500	D1000	D1500	D2300	D3100
Electrical resistance prior to recovery unit					
Purification system Bioxigen					

R-410A REFRIGERANT · ERP · CROSS FLOW RECOVERY · FREECOOLING · DOUBLE STAGE FILTRATION · PCO · INDOOR INSTALLATION

→ Technical Specifications

MODEL			D500	D1000	D1500	D2300	D3100
Heating efficiency	EN308: 5°C outdoors / 25°C indoors	%	76	76	73	73	73
Indoor unit	Fan type		EC	EC	EC	EC	EC
	Air flow rated	m³/h	500	1000	1500	2300	3100
	Sound pressure rated	dB(A)	39	43	53	59	58
	Static pressure rated	Pa	90	115	190	210	190
	Width/height/depth	mm	904 / 270 / 1450	1216 / 388 / 1750	1290 / 670 / 2536	1290 / 670 / 2536	1400 / 670 / 2635
	Net weight	kg	90	105	230	250	270
	Power supply	V/ph/Hz	230/1/50	230/1/50	230/1/50	230/1/50	230/1/50
	Air filter (supply/exhaust)		G3+F9 / G3	G3+F9 / G3	F7 / M5	F7 / M5	F7 / M5
Working range min./max.		°C	-5°C / 40°C	-5°C / 40°C	-5°C / 45°C	-5°C / 45°C	-5°C / 45°C

Heating efficiency EN308: According to regulation UE1253/2014, at nominal performance, with temperature and humidity conditions according to EN308.
Air flow rated. Static pressure rated. Air filter: Including filters.
Static pressure rated: Corresponds to the nominal useful static pressure in discharge.
Sound pressure rated: Sound pressure level at 1 m from the driven unit and nominal flow.
Working range min./max.: Std unit.

ERP PRO

→ General Characteristics

- Compatible with ECODESIGN 2018 EU Commission regulation.
- F7 and M6 series filters (optional filters F8 and F9).
- Ventilators with EC motor.
- Standard by-pass gate for ventilation.
- Up to three air flows speeds adjustable.
- Reports on filters condition.
- SENSO CONTROLLER:
- Unit's by-pass control.
- Weekly timer.
- Reports on filters condition.
- Instant information on components malfunctions.
- Optional heat resistors control.
- ModBus control available.

SENSO CONTROLLER
Included

ACCESSORIES

	1200	2200	3200	4200
Filters M6 (ISO 16890 ePM2.5 50%)				
Filters F7 (ISO 16890 ePM1 65%)				
Filters F8 (ISO 16890 ePM1 80%)				
Filters F9 (ISO 16890 ePM1 90%)				
Electrical resistance prior to recovery unit				
Water coil* (separate module)				
Expansion coil (separate module)				
Controller SENSO+ (manage H_2O or DX coil)				
CO_2 sensor				

* Valve included

ERP | CROSS FLOW RECOVERY | FREECOOLING | DOUBLE STAGE FILTRATION | INDOOR INSTALLATION | MODBUS

→ Technical Specifications

MODEL			1200	2200	3200	4200
Heating efficiency	EN308: 5°C outdoors / 25°C indoors	%	73	73	73	73
Indoor unit	Fan type		EC	EC	EC	EC
	Air flow rated	m³/h	1170	2000	2750	3750
	Sound pressure rated	dB(A)	49	49	53	48
	Max. pressure available	Pa	350	250	250	250
	Width/height/depth	mm	1102 / 500 / 1752	1232 / 580 / 1990	1600 / 685 / 2500	1600 / 815 / 2500
	Net weight	kg	148	195	406	420
	Power supply	V/ph/Hz	230/1/50	230/1/50	230/1/50	230/1/50
	Air filter (supply/exhaust)		F7 / M5	F7 / M5	F7 / M5	F7 / M5
Working range min./max.		°C	-5°C / 46°C	-5°C / 46°C	-5°C / 46°C	-5°C / 46°C

Heating efficiency EN308: According to regulation UE1253/2014, at nominal performance, with temperature and humidity conditions according to EN308.
Air flow rated. Max. pressure available. Air filter: Including filters.
Max. pressure available: Corresponds to the nominal useful static pressure in discharge.
Sound pressure rated: Sound pressure level at 1,5 m from the driven unit and nominal flow.
Net weight. Working range min./max.: Std unit and with RH < 80% (with PREH down to -12°C).
Air filter: Possibility of mounting double stage of impulsion filtration (consult with Technical Department).

AZURE

→ General Characteristics

- Compatible with ECODESIGN 2018 EU Commission regulation.
- F7 and M6 series filters (optional filters F8 and F9).
- Low sound levels.
- Cross airflow heat exchangers.
- High energy efficiency.
- Ventilators with EC motor.
- Up to three air flow speeds adjustable.
- SENSO PLUS CONTROLLER:
- Weekly timer.
- Unit's by-pass control.
- Reports on filters condition.
- Instant information on components malfunctions.
- ModBus, EXOline, BACnet and Lonworks control available.
- Optional heat resistors control.

SENSO PLUS CONTROLLER
Included

ACCESSORIES

	500	700	1400	2200	3200
Filters M6 (ISO 16890 ePM2.5 50%)					
Filters F7 (ISO 16890 ePM1 65%)					
Filters F8 (ISO 16890 ePM1 80%)					
Filters F9 (ISO 16890 ePM1 90%)					
Electrical resistance prior to recovery unit					
Hot water coil*					
Water coil* (separate module)					
Expansion coil (separate module)					
Controller EVO Touch					
CO_2 sensor					
Variable flow operation VAV					
* Valve included					

ERP CROSS FLOW RECOVERY FREECOOLING INDOOR INSTALLATION MODBUS

→ Technical Specifications

MODEL			500	700	1400	2200	3200
Heating efficiency	EN308: 5°C outdoors / 25°C indoors	%	82	82	81	82	83
Indoor unit	Fan type		EC	EC	EC	EC	EC
	Air flow rated	m³/h	500	700	1400	2200	3200
	Sound pressure rated	dB(A)	43	41	46	47	52
	Max. pressure available	Pa	300	300	300	300	300
	Width/height/depth	mm	820 / 359 / 1500	995 / 361 / 1550	1295 / 402 / 1675	1665 / 485 / 1990	1915 / 569 / 2050
	Net weight	kg	130	155	200	285	370
	Power supply	V/ph/Hz	230/1/50	400/3/50	400/3/50	400/3/50	400/3/50
	Air filter (supply/exhaust)		F7 / M5	F7 / M5	F7 / M5	F7 / M5	F7 / M5
Working range min./max.		°C	5°C / 40°C	5°C / 40°C	5°C / 40°C	5°C / 40°C	5°C / 40°C

Heating efficiency EN308: According to regulation UE1253/2014, at nominal performance, with temperature and humidity conditions according to EN308.
Air flow rated. Max. pressure available. Air filter: Including filters.
Max. pressure available: Corresponds to the nominal useful static pressure in discharge.
Sound pressure rated: Sound pressure level at 1 m from the driven unit and nominal flow.
Net weight. Working range min./max.: Std unit and with RH < 80% (with PREH down to -20°C).

EVO-C NEW

General Characteristics

- Compatible with ECODESIGN 2018 EU Commission regulation.
- F7 and M5 series filters (optional filter F9).
- Ventilators with EC motor, ErP 2018.
- Standard by-pass gate for ventilation.
- Up to three air flow speeds adjustable.
- SENSO PLUS CONTROLLER:
- Weekly timer.
- Unit's by-pass control.
- Reports on filters condition.
- Instant information on components malfunctions.
- ModBus, EXOline, BACnet and Lonworks control available.
- Optional heat resistors control.

SENSO PLUS CONTROLLER
Included

ACCESSORIES

	EVO-C 15	EVO-C 35	EVO-C 45	EVO-C 55	EVO-C 70	EVO-C 85
Compact filters M5 (ISO 16890 ePM10 50%)						
Filters M5 (ISO 16890 ePM10 50%)						
Filters F7 (ISO 16890 ePM1 65%)						
Filters F9 (ISO 16890 ePM1 90%)						
Recirculation damper						
Electrical resistance prior to recovery unit						
Water coil* (separate module)						
Expansion coil (separate module)						
Controller EVO Touch						
CO_2 sensor						
Variable flow operation VAV						
Outdoor installation						

* Valve included

ERP | CROSS FLOW RECOVERY | FREECOOLING | DOUBLE STAGE FILTRATION | INDOOR INSTALLATION | MODBUS

→ Technical Specifications

MODEL			EVO-C 15	EVO-C 35	EVO-C 45	EVO-C 55	EVO-C 70	EVO-C 85
Heating efficiency	EN308: 5°C outdoors / 25°C indoors	%	82	83	83	83	84	84
Indoor unit	Fan type		EC	EC	EC	EC	EC	EC
	Air flow rated	m³/h	1400	3300	4300	5500	6500	8000
	Sound pressure rated	dB(A)	49	54	49	52	54	54
	Max. pressure available	Pa	250	200	350	350	350	350
	Width/height/depth	mm	645 / 1350 / 2090	967 / 1574 / 2970	1020 / 1995 / 3515	1230 / 1995 / 3555	1530 / 1995 / 3605	1880 / 1995 / 3655
	Net weight	kg	260	435	510	570	640	715
	Power supply	V/ph/Hz	400/3/50	400/3/50	400/3/50	400/3/50	400/3/50	400/3/50
	Air filter (supply/exhaust)		F7 / M5	F7 / M5	F7 / M5	F7 / M5	F7 / M5	F7 / M5
Working range min./max.		°C	5°C / 50°C	5°C / 50°C	5°C / 50°C	5°C / 50°C	5°C / 50°C	5°C / 50°C

Heating efficiency EN308: According to regulation UE1253/2014, at nominal performance, with temperature and humidity conditions according to EN308.
Air flow rated. Max. pressure available. Air filter: Including filters.
Max. pressure available: Corresponds to the nominal useful static pressure in discharge.
Sound pressure rated: Sound pressure level at 1 m from the driven unit and nominal flow.
Net weight. Working range min./max.: Std unit and with RH < 80% (with PREH down to -20°C).
Air filter: Possibility of mounting double stage of impulsion filtration (consult with Technical Department).

EVO-R

→ General Characteristics

- Compatible with ECODESIGN 2018 EU Commission regulation.
- F7 and M5 series filters (optional filter F9).
- Ventilators with EC motor, ErP 2018.
- Standard by-pass gate for ventilation.
- Up to three air flow speeds adjustable.
- SENSO PLUS CONTROLLER:
- Weekly timer.
- Unit's by-pass control.
- Reports on filters condition.
- Instant information on components malfunctions.
- ModBus, EXOline, BACnet and Lonworks control available.
- Optional heat resistors control.

SENSO PLUS CONTROLLER
Included

ACCESSORIES

	EVO-R 15	EVO-R 30	EVO-R 60	EVO-R 95	EVO-R 120	EVO-R 150
Rotary absorption recovery unit EVO-R/SO						
Compact filters M5 (ISO 16890 ePM10 50%)						
Filters M5 (ISO 16890 ePM10 50%)						
Filters F7 (ISO 16890 ePM1 65%)						
Filters F9 (ISO 16890 ePM1 90%)						
Recirculation damper						
Electrical resistance prior to recovery unit						
Hot water coil*						
Water coil* (separate module)						
Expansion coil (separate module)						
Controller EVO Touch						
CO_2 sensor						
Variable flow operation VAV						
Outdoor installation						

* Valve included

ERP | ROTARY RECOVERY | FREECOOLING | DOUBLE STAGE FILTRATION | INDOOR INSTALLATION | MODBUS

→ Technical Specifications

MODEL			EVO-R 15	EVO-R 30	EVO-R 60	EVO-R 95	EVO-R 120	EVO-R 150
Heating efficiency	EN308: 5°C outdoors / 25°C indoors	%	81	79	81	81	79	82
Indoor unit	Fan type		EC	EC	EC	EC	EC	EC
	Air flow rated	m³/h	1400	2900	5500	9500	12500	15000
	Sound pressure rated	dB(A)	48	56	53	56	57	59
	Max. pressure available	Pa	250	300	350	350	350	350
	Width/height/depth	mm	760 / 1295 / 1700	970 / 1500 / 1700	1360 / 1895 / 2015	1710 / 2245 / 2315	1860 / 2400 / 2450	2110 / 2645 / 2535
	Net weight	kg	205	340	590	840	1095	1390
	Power supply	V/ph/Hz	400/3/50	400/3/50	400/3/50	400/3/50	400/3/50	400/3/50
	Air filter (supply/exhaust)		F7 / M5	F7 / M5	F7 / M5	F7 / M5	F7 / M5	F7 / M5
Working range min./max.		°C	5°C / 50°C	5°C / 50°C	5°C / 50°C	5°C / 50°C	5°C / 50°C	5°C / 50°C

Heating efficiency EN308: According to regulation UE1253/2014, at nominal performance, with temperature and humidity conditions according to EN308.
Air flow rated. Max. pressure available. Air filter: Including filters.
Max. pressure available: Corresponds to the nominal useful static pressure in discharge.
Sound pressure rated: Sound pressure level at 1 m from the driven unit and nominal flow.
Net weight. Working range min./max.: Std unit and with RH < 80% (with PREH down to -20°C).
Air filter: Possibility of mounting double stage of impulsion filtration (consult with Technical Department).

EVO M NEW

General Characteristics

- EVO Modular air handling units are designed to have features that are different from those for similar heating, cooling and ventilation requirements in indoor areas. The casing structure is manufactured with special PVC frame design and without thermal bridging. EVO Modular Air Handling Units are manufactured with AL profile framework, rock wool insulated double wall panels, specially designed gasket for high sealing, VDI 6022 suitable internal structure and drain pan, special filter frame, adjustable hinges and locks. The inner surfaces of the panels are made of Aluzinc coated with Aluminium/Zinc coating with high corrosion resistance and the outer surface is made of painted sheet with polyester. The units achieve high energy efficiency using the latest technology components. Reports can be obtained by using web based and extremely easy to use selection program and selections can be made with Eurovent criterias.
- The components such as fan, exchanger, filter, battery, humidifier are selected in the most accurate and optimum conditions and the unit is designed accordingly. It can be controlled with an advanced user interface automation system which can be optionally controlled over the Internet.

➔ Selection Software

The air handling units selection software allows to size the units and to have immediately the complete technical offer with executive drawings, technical data sheets and a list of main components and materials used.

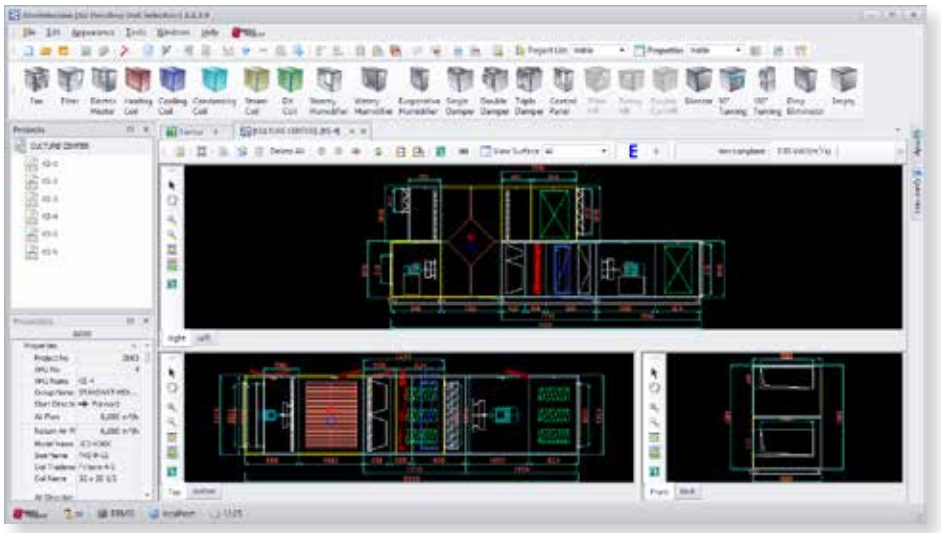

➔ Accessories

The air treatment units of the EVO M series are available with a vast range of accessories that can be selected directly with the selection software. A few of the most common accessories are listed below:

- Weatherproof roof and control protection technical compartment
- Weatherproof covers on the external air inlets and outlets
- Safety device for moving components
- Spotlights and viewing panel for inspection
- Inverters on the fan motors
- Other accessories not found in the basic selection can be assessed on request.

CONDITIONS OF SALE

1.- ORDERS

An order is considered to be the receipt of a written document (via mail, Fax or regular mail which includes the description of the materials requested, order reference, delivery time requested, expected place of delivery and any data that may be required for the successful confirmation in the process of accepting the invoice.

For telephone orders, delivery of the materials shall be subject to receipt of the written confirmation of the order with the data described above.

For orders of materials or specially manufactured equipment not generally available in stock, a deposit of 30% of the total amount of the final price of the equipment will be required as a prerequisite to its manufacture.

2.- ORDER CANCELLATION

Only those cancellations will be accepted that have been notified in writing prior to deliver the goods.

Under no circumstances may orders be cancelled for materials or equipment that are specially manufactured and not generally in stock. Additional the buyer waives the right to a refund of the 30% of the total amount of the final price of the equipment invoiced prior to its manufacture.

3.- PRICES

Prices do not include value-added taxes (VAT), RAE for machines of less than 12kW or any other tax in force and will always will be for the buyer's account.

4.- DELIVERY TIME

The buyer shall indicate the delivery time for the materials that he requests. When any of the materials are not available from stock, a forecast delivery date will be provided for guidance and in no case will a failure to meet this be the cause of a claim on the part of the buyer.

5.- DELIVERY CONDITIONS

Standard incoterms would be Ex-Works Vilarodona. Other conditions to be agreed individually.

Deliveries of the goods by ourselves cannot be at a specific time of day, such deliveries being for the account of the buyer by any means he deems appropriate.

Complaints about the material or equipment delivered with defects arising from the transport shall be made within 24 Hours of receipt. Claims made after this will be exempt.

6.- RETURNS

The buyer may request return of those materials and equipment for reasons beyond his will provided that the packaging and operation are in a perfect condition for approval by Frigicoll SA and subsequent return of the same after written and signed acceptance and return number provided.

A written and numbered authorization from Frigicoll is essential for receipt of the goods in our facilities and the costs of carriage for the aforementioned return will always be for the account of the buyer A demerit of 15% of the value of the sale will be applied.

If after inspection of the material does not meet these requirements there will be a devaluation from your payment, which may be up to the total original invoice value of your order.

7.- GUARANTEES

The equipment supplied will have a minimum of 2 years garantee against manufacturing defects provided that its installation and use is appropriate, and in no case can faults be attributable to the guarantee that arise from improper installation, abnormal use, inappropriate electrical voltage, faulty maintenance, use of materials not approved by Frigicoll SA, and manipulation by people not approved for this purpose.

The guarantee will cover the replacement of parts and components in poor condition by new parts, but in no case the labour required for that purpose.

8.- JURISDICTION

The general conditions of sale shall be construed as being accepted by the buyer at time of ordering.

In the case of any disagreement that may arise between the parties, these expressly commit themselves to the courts of Barcelona with express waiver of any other jurisdiction that might apply.

9.- SPECIFICATIONS AND IMAGES

The manufacturer reserves the right to change the specifications and images of the product without prior notice.

10.- DATA

All the data quoted in this catalogue are subject to change without prior notice, including the possible typographical errors.

Kaysun by frigicoll

Inspiration, Innovation, Evolution

Kaysun by frigicoll

Main Office
Blasco de Garay, 4-6
08960 Sant Just Desvern
(Barcelona)
Phone: +34 93 480 33 22

MADRID
Senda Galiana, 1
Polígono Industrial Coslada
28820 Coslada (Madrid)
Phone: +34 91 669 9701
madrid@frigicoll.es

www.frigicoll.es
www.kaysun.es

Kaysun participates in the EUROVENT certification program. The products correspond to those listed into the EUROVENT certified products directory.