


Double Flow Console

PRODUCT SHEET



KID-05 S
Standard controller



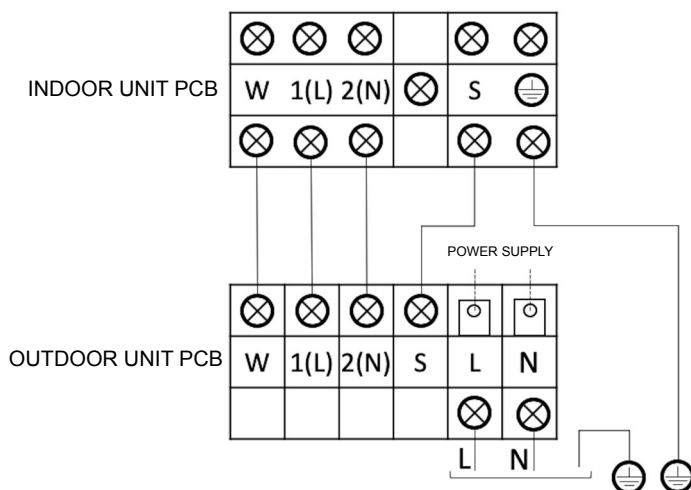
Product certified by:



FEATURES

| Model | KSDA-35 DVR13 |
|------------------------------|-----------------------|
| Cooling capacity | 3,52 kW |
| Cooling power input | 1.020 W |
| Heating capacity | 3,81 kW |
| Heating power input | 1.090 W |
| ErP Classification cold/heat | A++ / A+ |
| Airflow (indoor) | 386/466/550 m³/h |
| Sound pressure (indoor) | 33,50/38/41,50 dB(A) |
| Airflow (outdoor) | 2.100 m³/h |
| Sound pressure (outdoor) | 56 dB(A) |
| Power supply | 220-240 V / 1 / 50 Hz |
| Max. input | 9 A |
| Power wiring (outdoor) | (2+T)x1,50 mm² |
| Communication wiring | (3+T)x1 mm² |

WIRING DIAGRAM



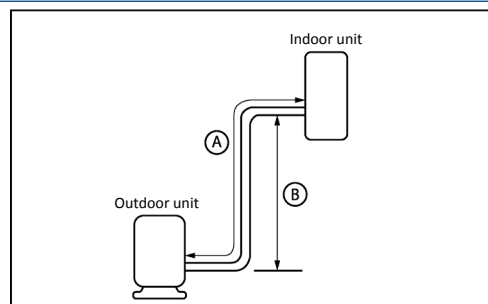
NOTES:

(1) The data and specifications present in this sheet may vary without notice.

(2) The images on this sheet are indicative and may be different from the final machine.

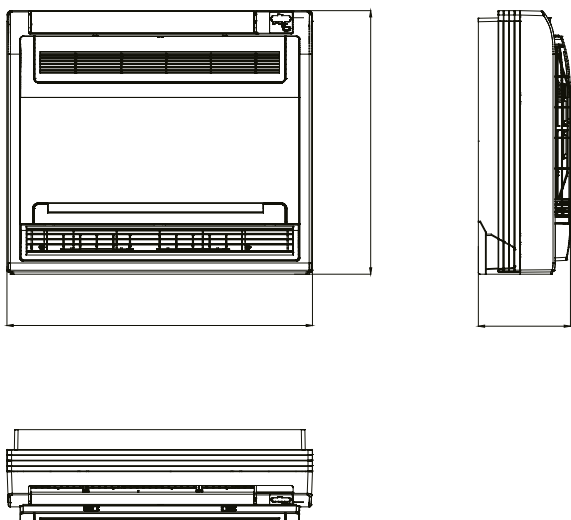
COOLING CONNECTION

| Model | KSDA-35 DVR13 |
|--|--------------------|
| Refrigerating pipes | Ø1/4" / Ø3/8" |
| Refrigerant charge / Additional charge | 0,72 kg / 0,012 kg |
| Indoor drain pipe | Ø16 |
| Max. pipe length (A) | 25 m |
| Max. level difference (B) | 10 m |



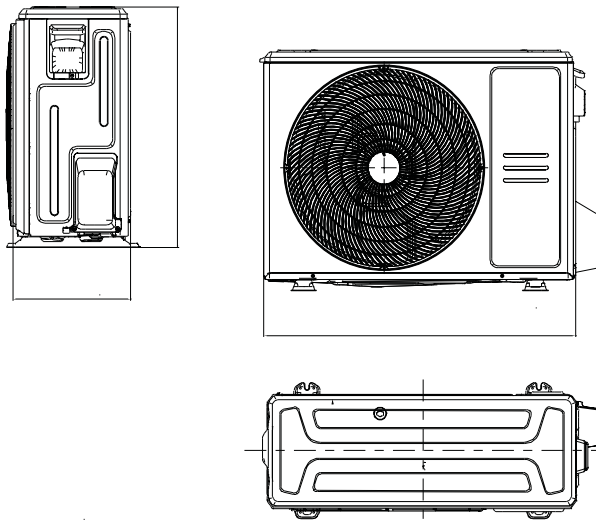
DIMENSIONS & WEIGHT INDOOR

| Model | KSD-35 DR13 |
|--------|-------------|
| Width | 700 mm |
| Height | 600 mm |
| Depth | 210 mm |
| Weight | 14,60 kg |

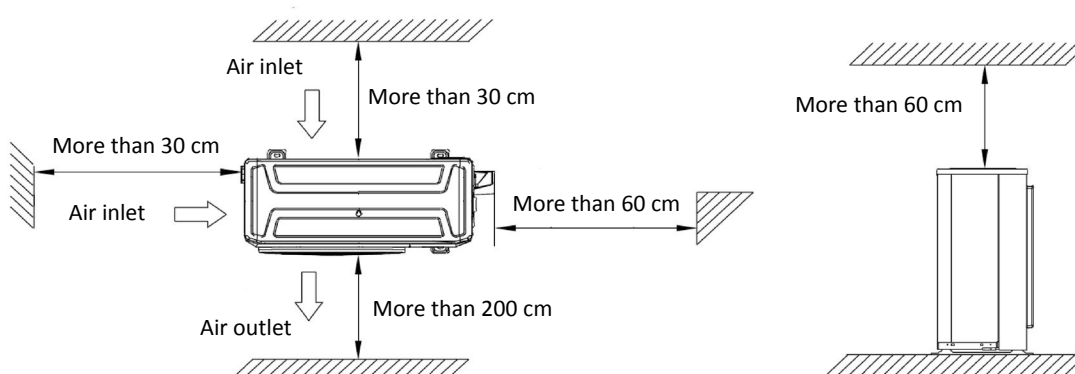


DIMENSIONS & WEIGHT OUTDOOR

| Model | KUE-35 DVR13 |
|--------|--------------|
| Width | 765 mm |
| Height | 555 mm |
| Depth | 303 mm |
| Weight | 26,60 kg |



INSTALLATION




Double Flow Console

PRODUCT SHEET



KID-05 S
Standard controller



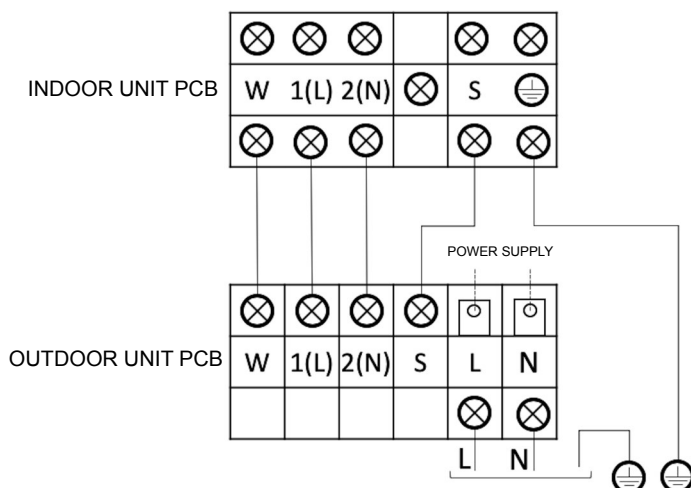
Product certified by:



FEATURES

| Model | KSDA-52 DVR13 |
|------------------------------|-----------------------|
| Cooling capacity | 4,84 kW |
| Cooling power input | 1.600 W |
| Heating capacity | 6,90 kW |
| Heating power input | 1.700 W |
| ErP Classification cold/heat | A++ / A+ |
| Airflow (indoor) | 400/480/560 m³/h |
| Sound pressure (indoor) | 36/39/45 dB(A) |
| Airflow (outdoor) | 2.100 m³/h |
| Sound pressure (outdoor) | 56 dB(A) |
| Power supply | 220-240 V / 1 / 50 Hz |
| Max. input | 13,50 A |
| Power wiring (outdoor) | (2+T)x1,50 mm² |
| Communication wiring | (3+T)x1 mm² |

WIRING DIAGRAM



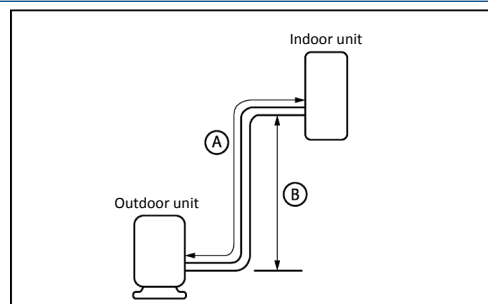
NOTES:

(1) The data and specifications present in this sheet may vary without notice.

(2) The images on this sheet are indicative and may be different from the final machine.

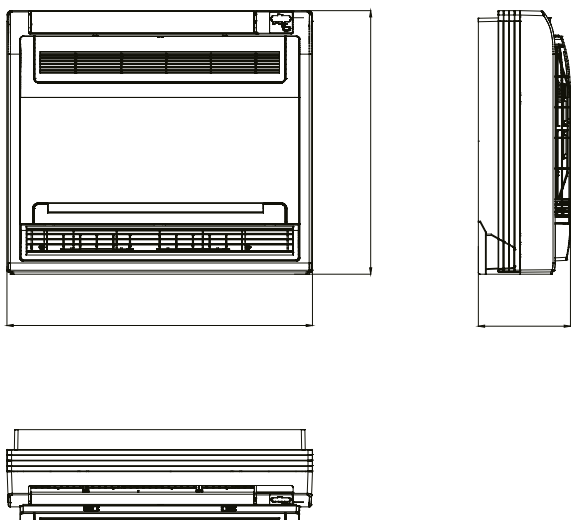
COOLING CONNECTION

| Model | KSDA-52 DVR13 | |
|--|--------------------|--|
| Refrigerating pipes | Ø3/8" / Ø5/8" | |
| Refrigerant charge / Additional charge | 1,15 kg / 0,012 kg | |
| Indoor drain pipe | Ø16 | |
| Max. pipe length (A) | 30 m | |
| Max. level difference (B) | 20 m | |



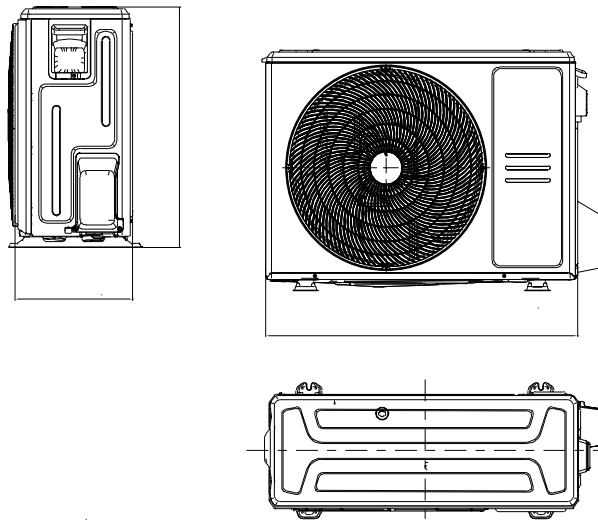
DIMENSIONS & WEIGHT INDOOR

| Model | KSD-52 DR13 |
|--------|-------------|
| Width | 700 mm |
| Height | 600 mm |
| Depth | 210 mm |
| Weight | 14,70 kg |



DIMENSIONS & WEIGHT OUTDOOR

| Model | KUE-52 DVR13 |
|--------|--------------|
| Width | 805 mm |
| Height | 554 mm |
| Depth | 330 mm |
| Weight | 32,50 kg |



INSTALLATION

